




# 2017 Price List

Commercial & Industrial Pressure Washers, Parts, and Accessories





# Pressure Washers

## Look for Landa Kärcher Group's Value-Added Icons

Throughout the following pages, look for these icons displayed with each Landa Kärcher Group pressure washing system. Find out what makes our professional cleaning equipment some of the most unique and sought after equipment in the industry.



### HOT WATER SYSTEM

Landa Kärcher Group's hot water pressure washers are your solution for cleaning greasy spills and grimy surfaces.



### COLD WATER SYSTEM

Landa Kärcher Group's cold water pressure washers help you remove caked on dirt and other debris from surfaces.



### COOL-BYPASS\*\*

Circulates water to prevent overheating the pump or contaminating the water tank detergent.



### TRU-TRAC TECHNOLOGY

Keeps the belt parallel with the pump and motor when adjusting the belt tension.



### TRU-TITE SYSTEM

Uses a spring-loaded idler arm to keep the belt aligned and tensioned, creating less wear and tear on the belt.



### LANCOM REMOTE

Controls pump, burner and detergent remotely from up to 300' away.



### AUTO START/STOP

Protects during unattended operation by shutting down the pump during non-use. Optional on some series, consult your local dealer for full details.



### TRANS-HEAT TECHNOLOGY\*

Captures and uses the heat from engine exhaust to increase water temperatures, providing better fuel efficiency.



### 7-YEAR PUMP WARRANTY

Most Landa Kärcher Group pumps come with a 7-year warranty, wear parts excluded.



### QUICK SHIP

Models marked with the Quick Ship logo are in stock and ship and ready to ship immediately.

\*Patent No. US-2011-0232696-A1 \*\*Patent No. 8,496,188 B2

# HOT





## Hot Water > Electric Powered > Diesel/Oil Heated

Simple and affordable with efficient and reliable high-pressure hot water, this series is designed for ease of operation as well as portability. Don't let the simplicity fool you because this series includes all the rugged components you've come to expect in Landa Kärcher Group products, including a diesel burner matched up with our long lasting Dura-Coil made with cold rolled Schedule 80 steel. Match the HOT performance and quality specifications up against any of our rivals, and you will quickly discover the value is undeniable!



- Up to 3.5 GPM, 2000 PSI
- Belt-Drive and Direct-Drive Pumps with 7-year warranty
- Burner mounted on the end for easy access; industrial-strength motor
- 13" Flat-Free Tires
- Optional lifting bracket and hose reel platform
- Optional caster wheel kit for easy maneuverability

Model #	Part #	GPM	PSI	Pump	Pump RPM	Motor HP	Volts	Phase	Amps	Ship Wt (lbs)	List Price
HOT2-11026D*	1.109-093.0	2.0	1000	Axial	3480	1.5	115	1	18	425	\$3,580
HOT2-15026D*	1.109-094.0	1.9	1500	Axial	3450	2.0	120	1	20	428	\$3,680
HOT2-11024D	1.109-095.0	2.0	1000	Direct	1725	1.5	120	1	18	516	\$4,070
 HOT2-15024D	1.109-096.0	1.9	1500	Direct	1725	2.0	120	1	20	529	\$4,180
HOT3-11024D	1.109-097.0	2.8	1000	Direct	1725	2.0	120	1	20	530	\$4,280
 HOT4-20024A	1.109-098.0	3.5	2000	Belt	1350	5.0	230	1	25	561	\$5,480
HOT4-20024G	1.109-099.0	3.5	2000	Belt	1350	5.0	208	1	27	581	\$5,590
Extra-Hot Steamer (310° F):											
HOT3-30036D*	1.109-100.0	2.0	300	Axial	3480	1.5	115	1	12	519	\$3,970

\* 1-year warranty on axial pumps.

Quantity	Model #	Part #	Description	List Price	Total Price
5	HOT2-15024D	8.922-738.0	5-Pack Bulk Savings	\$4,180	\$19,160

Field Installed Options & Accessories			List Price
8.750-487.0	Pivot Hose Reel (100' capacity)		\$347.00
8.750-477.0	Non-Pivot Hose Reel (100' capacity)		\$266.00
8.917-541.0	Hose Reel Platform with E-Zee Reel & Plumbing (holds 100' of 3/8" hose, not included)*		\$240.00
8.917-522.0	Hose Reel Platform Only*		\$104.50
8.917-525.0	Wheel Kit (2 casters)		\$189.50
8.917-506.0	Float Tank with Inlet Detergent Metering Valve		\$345.50
9.802-283.0	Hour Meter (machine pre-wired for easy installation)		\$46.00

\* Should not be used as a lifting rack on the MHC

## PHW





### Hot Water > Electric Powered > Diesel/Oil Heated

This workhorse has been a flagship for more than a quarter of a century, and now has patented Cool-Bypass\* technology that limits temperature buildup in the pump during periods of inactivity, prolonging the life of the equipment. Another innovation introduced to an already long list of features is Snap 'N Go kits, which allow easy upgrades to time delay shutdown, wireless remote operation, or auto start-stop. This industrial series includes our large frame LT Pump affixed to our proprietary Tru-Trac belt tension system, and an oversized 10-gallon diesel fuel capacity allows you to complete challenging cleaning jobs without interruption. The integrated float tank and metering valve allows for the easy introduction of detergents when needed. Whether cleaning hog confinements, farm equipment, or fleet vehicles, the PHW series is built to deliver top quality results.



- Up to 4.8 GPM, 3000 PSI
- Belt-Drive Landa Kärcher Group Pump with 7-year warranty
- Patented Cool-Bypass\*
- 13" Flat-Free Tires
- Industrial-strength electric motor with multiple voltage options
- Many options: Time Delay, Auto Start/Stop, LanCom wireless remote control

\*Patent US 8,496,188 B2

Model #	Part #	GPM	PSI	Pump RPM	Motor HP	Volts	Phase	Amps	Ship Wt (lbs)	List Price
PHW3-11024D	1.109-078.0	2.8	1000	1725	2.0	120	1	20	590	\$5,300
 PHW4-22024A	1.109-079.0	4.0	2200	1025	6.2	230	1	29	625	\$6,610
PHW4-22024B	1.109-080.0	4.0	2200	1025	6.2	230	3	19	610	\$6,710
PHW4-22024C	1.109-081.0	4.0	2200	1025	6.2	460	3	11	615	\$6,710
PHW4-22024F	1.109-082.0	3.5	2200	940	5.0	575	3	10	615	\$6,720
PHW4-22024G	1.109-083.0	4.0	2200	1025	6.2	208	1	31	625	\$6,720
PHW4-22024H	1.109-084.0	4.0	2200	1025	6.2	208	3	21	610	\$6,720
 PHW4-30024A	1.109-085.0	3.9	3000	975	8.2	230	1	38	640	\$7,650
PHW4-30024B	1.109-086.0	3.9	3000	975	8.2	230	3	24	625	\$7,750
PHW4-30024C	1.109-087.0	3.9	3000	975	8.2	460	3	12	635	\$7,750
PHW4-30024F	1.109-088.0	3.5	3000	975	7.5	575	3	12	635	\$7,740
PHW4-30024G	1.109-089.0	3.9	3000	975	8.2	208	1	40	640	\$7,860
PHW4-30024H	1.109-090.0	3.9	3000	975	8.2	208	3	26	625	\$7,860
PHW5-30024B	1.109-091.0	4.8	3000	1500	10.0	230	3	30	625	\$8,330
PHW5-30024C	1.109-092.0	4.8	3000	1500	10.0	460	3	16	635	\$8,330

#### Field Installed Options & Accessories

#### List Price

8.917-509.0	LanCom Wireless Remote Control Kit	\$1,745.00
8.725-709.0	Additional LanCom Remote	\$345.50
8.917-817.0	LanCom Wall Mount Bracket	\$117.00
8.917-507.0	Snap-N-Go Auto Start/Stop Kit	\$226.50
8.917-508.0	Snap-N-Go Time Delay Kit	\$158.50
8.750-487.0	Pivot Hose Reel (100' capacity)	\$347.00
8.750-477.0	Non-Pivot Hose Reel (100' capacity)	\$266.00

#### Field Installed Options & Accessories

#### List Price

8.917-798.0	Wheel Kit (2 casters)	\$195.50
8.754-435.0	13" Flat-Free Tire (qty 1)	\$41.40
8.917-683.0	Steam Combo Kit	\$216.50
8.917-714.0	Lifting Bracket/Hose Reel Platform Only	\$133.50
8.917-713.0	Lifting Bracket/Hose Reel Platform with E-Zee Reel & Plumbing (holds 100' of 3/8" hose, not included)	\$302.00



# ENG



## Hot Water > Electric Powered > Natural Gas or LP Heated

If you're tight on space but have big cleaning needs, Landa Kärcher Group's patented\* ENG is the perfect machine for you! There isn't a more compact natural gas pressure washer on the market. The ENG packs a ton of features into an incredibly tiny footprint. Start with Landa Kärcher Group's patented Cool-Bypass\*\* system that keeps the water temperature low while the machine is in bypass mode, extending the life of the pump. Other innovative features include Landa Kärcher Group's Tru-Tite belt tensioning system, which relies on a spring-loaded idler arm to keep the belt aligned and tensioned, reducing wear and tear on the belt; and the Fielder's Choice system, which allows you to switch the inlet/outlet connections from one side to the other, adding versatility and making installation a breeze.



- Up to 9.5 GPM, 3200 on large units; up to 5.0 GPM, 3000 PSI on small units
- Compact footprint packs a lot of cleaning ability into a small space
- Patented Cool-Bypass\*\* helps to extend the life of the pump
- Tru-Tite belt tensioning system helps to extend the life of the belt
- Optional LanCom Remote allows users to continue working without having to run back and forth to the machine

\*Patent US D735,959 S \*\*Patent US 8,496,188 B2

Model #	NG Part #	LP Part #	GPM	PSI	Pump RPM	NG BTU*	Motor HP	Volts	Phase	Amps	LxWxH	Ship Wt (lbs)	List Price
ENG6-32024B	1.109-825.0	1.109-862.0	6.3	3200	1525	507,000	15.0	230	3	39	64"x35"x61"	1825	\$10,710
ENG6-32024C	1.109-826.0	1.109-863.0	6.3	3200	1525	507,000	15.0	460	3	19	64"x35"x61"	1825	\$10,710
ENG6-32024F	1.109-827.0	1.109-864.0	6.3	3200	1525	507,000	15.0	575	3	18	64"x35"x61"	1825	\$10,760
ENG6-32024H	1.109-828.0	1.109-865.0	6.3	3200	1525	507,000	15.0	208	3	39	64"x35"x61"	1825	\$10,760
ENG8-32024B	1.109-829.0	1.109-866.0	8.0	3200	1370	658,000	20.0	230	3	46	64"x35"x61"	1840	\$12,380
ENG8-32024C	1.109-830.0	1.109-867.0	8.0	3200	1370	658,000	20.0	460	3	26	64"x35"x61"	1840	\$12,380
ENG8-32024F	1.109-831.0	1.109-868.0	8.0	3200	1370	658,000	20.0	575	3	21	64"x35"x61"	1840	\$12,480
ENG8-32024H	1.109-832.0	1.109-869.0	8.0	3200	1370	658,000	20.0	208	3	60	64"x35"x61"	1840	\$12,480
ENG10-30024B	1.109-833.0	1.109-870.0	9.5	3000	1400	816,000	20.0	230	3	52	64"x35"x61"	1910	\$13,310
ENG10-30024C	1.109-834.0	1.109-871.0	9.5	3000	1400	816,000	20.0	460	3	26	64"x35"x61"	1910	\$13,310
ENG10-30024F	1.109-835.0	1.109-872.0	9.5	3000	1400	816,000	20.0	575	3	21	64"x35"x61"	1910	\$13,320
ENG10-30024H	1.109-836.0	1.109-873.0	9.5	3000	1400	816,000	20.0	208	3	60	64"x35"x61"	1910	\$13,320

\* See product bid specifications for details regarding LP BTUs. Ratings may vary.

Field Installed Options & Accessories			List Price	Field Installed Options & Accessories			List Price
8.917-509.0	LanCom Wireless Remote System		\$1,745.00	8.917-508.0	Snap-N-Go Time Delay Kit		\$158.50
8.921-832.0	Additional LanCom Wireless Remote		\$432.50	8.921-776.0	Steam Combo Kit		\$174.00
8.917-817.0	LanCom Wireless Remote Wall Mount Bracket		\$117.00	9.801-040.0	Draft Diverter, 10"		\$141.00
8.921-774.0	Wired Remote Control Kit for Pump & Burner		\$436.50	8.717-730.0	Draft Diverter, 12"		\$219.50
8.921-773.0	Wired Remote Control Kit for Detergent (requires 8.921-774.0)		\$211.00	8.753-474.0	Draft Damper, 10"		\$23.80
8.922-157.0	Remote Control Box (wired)		\$382.00	8.753-478.0	Draft Damper, 12"		\$16.55
8.917-507.0	Snap-N-Go Auto Start/Stop Kit w/ Time Delay (no remote)		\$226.50	8.753-707.0	Reducer, Stack 10" to 8"		\$21.70
9.807-646.0	Snap-N-Go Auto Start/Stop Kit w/o Time Delay (wired remote - no lockout)		\$227.50	8.753-706.0	Reducer, Stack 12" to 10"		\$26.80
				8.923-213.0	Fielder's Choice System		\$40.00

## ENG



### Hot Water > Electric Powered > Natural Gas or LP Heated

Landa Kärcher Group offers the ENG with an even more compact footprint than the 15/20 HP models. Even with a smaller frame, this ENG provides the ultimate in cleaning action, and includes many of the same great features as its larger counterpart. Small in size but big on innovation and quality, the ENG series provides a lot of bang for the buck!



Model #	NG Part #	LP Part #	GPM	PSI	Pump RPM	NG BTU*	Motor HP	Volts	Phase	Amps	LxWxH	Ship Wt (lbs)	List Price
ENG4-20024A	1.109-800.0	1.109-837.0	3.5	2000	1350	310,000	5.0	230	1	25	49"x24"x48"	815	\$6,240
ENG4-22024A	1.109-801.0	1.109-838.0	4.0	2200	1250	364,000	6.2	230	1	29	49"x24"x48"	843	\$6,970
ENG4-22024B	1.109-802.0	1.109-839.0	4.0	2200	1250	364,000	6.2	230	3	16	49"x24"x48"	843	\$6,970
ENG4-22024C	1.109-803.0	1.109-840.0	4.0	2200	1250	364,000	6.2	460	3	7	49"x24"x48"	843	\$6,970
ENG4-22024F	1.109-804.0	1.109-841.0	4.0	2200	1250	364,000	6.2	575	3	6.5	49"x24"x48"	843	\$7,170
ENG4-22024G	1.109-805.0	1.109-842.0	4.0	2200	1250	364,000	6.2	208	1	30	49"x24"x48"	843	\$7,170
ENG4-22024H	1.109-806.0	1.109-843.0	4.0	2200	1250	364,000	6.2	208	3	18	49"x24"x48"	843	\$7,170
ENG4-30024A	1.109-807.0	1.109-844.0	3.9	3000	1225	354,000	8.2	230	1	36	49"x24"x48"	856	\$7,450
ENG4-30024B	1.109-808.0	1.109-845.0	3.9	3000	1225	354,000	8.2	230	3	25	49"x24"x48"	856	\$7,450
ENG4-30024C	1.109-809.0	1.109-846.0	3.9	3000	1225	354,000	8.2	460	3	11	49"x24"x48"	856	\$7,450
ENG4-30024F	1.109-810.0	1.109-847.0	3.9	3000	1225	354,000	8.2	575	3	14	49"x24"x48"	856	\$7,590
ENG4-30024G	1.109-811.0	1.109-848.0	3.9	3000	1225	354,000	8.2	208	1	38	49"x24"x48"	856	\$7,590
ENG4-30024H	1.109-812.0	1.109-849.0	3.9	3000	1225	354,000	8.2	208	3	27	49"x24"x48"	856	\$7,590
ENG5-23024A	1.109-813.0	1.109-850.0	5.0	2300	1200	439,000	8.2	230	1	36	49"x24"x48"	856	\$7,450
ENG5-23024B	1.109-814.0	1.109-851.0	5.0	2300	1200	439,000	8.2	230	3	25	49"x24"x48"	856	\$7,450
ENG5-23024C	1.109-815.0	1.109-852.0	5.0	2300	1200	439,000	8.2	460	3	11	49"x24"x48"	856	\$7,450
ENG5-23024F	1.109-816.0	1.109-853.0	5.0	2300	1200	439,000	8.2	575	3	14	49"x24"x48"	856	\$7,590
ENG5-23024G	1.109-817.0	1.109-854.0	5.0	2300	1200	439,000	8.2	208	1	38	49"x24"x48"	856	\$7,590
ENG5-23024H	1.109-818.0	1.109-855.0	5.0	2300	1200	439,000	8.2	208	3	27	49"x24"x48"	856	\$7,590
ENG5-30024A	1.109-819.0	1.109-856.0	4.8	3000	1160	415,000	10.0	230	1	42	49"x24"x48"	885	\$8,530
ENG5-30024B	1.109-820.0	1.109-857.0	4.8	3000	1160	415,000	10.0	230	3	26	49"x24"x48"	885	\$8,530
ENG5-30024C	1.109-821.0	1.109-858.0	4.8	3000	1160	415,000	10.0	460	3	15	49"x24"x48"	885	\$8,530
ENG5-30024F	1.109-822.0	1.109-859.0	4.8	3000	1160	415,000	10.0	575	3	14	49"x24"x48"	885	\$8,740
ENG5-30024G	1.109-823.0	1.109-860.0	4.8	3000	1160	415,000	10.0	208	1	49	49"x24"x48"	885	\$8,740
ENG5-30024H	1.109-824.0	1.109-861.0	4.8	3000	1160	415,000	10.0	208	3	32	49"x24"x48"	885	\$8,740

\* See product bid specifications for details regarding LP BTUs. Ratings may vary.

# VHG



**NEW**

## Stainless Steel Coil Wrap Option

Coming in 2017 — Call for part number and pricing

## Hot Water > Electric Powered > Natural Gas or LP Heated

Compact but heavy duty, this natural gas model's footprint is a mere 24" x 53" for the smallest unit, making it an ideal choice for congested work areas or wash bays where space is at a premium. The small size makes it no less efficient; with cleaning power up to 3000 PSI and 8 GPM, this machine delivers enough cleaning action to tackle a variety of challenges, and includes an optional wireless remote control. The VHG is especially adept at cleaning and maintaining the appearance of the dirtiest fleet or construction equipment.



- Up to 8 GPM and 3000 PSI
- Belt-Drive Landa Kärcher Group Pump with 7-year warranty
- Patented Cool-Bypass\*
- Smart Relay control provides control over run time, auto start stop and shut down functionality
- Optional remote allows users to work up to 300 feet away

\*Patent US 8,496,188 B2

Model #	Part #	GPM	PSI	Pump RPM	Motor HP	Volts	Phase	Amps	Approx BTUs	Ship Wt (lbs)	List Price
VHG4-20024A	1.109-534.0	3.5	2000	1175	5.0	230	1	25	364,000	750	\$6,850
VHG4-22024A	1.109-535.0	4.0	2200	835	6.2	230	1	27	364,000	790	\$7,550
VHG4-22024B	1.109-536.0	4.0	2200	835	6.2	230	3	15	364,000	770	\$7,550
VHG4-22024C	1.109-537.0	4.0	2200	835	6.2	460	3	8	364,000	780	\$7,550
VHG4-22024G	1.109-538.0	4.0	2200	835	6.2	208	1	29	364,000	790	\$7,750
VHG4-22024H	1.109-539.0	4.0	2200	835	6.2	208	3	18	364,000	780	\$7,750
VHG4-30024A	1.109-541.0	3.9	3000	775	8.2	230	1	36	354,000	868	\$7,650
VHG4-30024B	1.109-542.0	3.9	3000	775	8.2	230	3	25	354,000	815	\$7,650
VHG4-30024C	1.109-543.0	3.9	3000	775	8.2	460	3	15	354,000	815	\$7,650
VHG4-30024G	1.109-544.0	3.9	3000	775	8.2	208	1	38	354,000	815	\$8,050
VHG4-30024H	1.109-545.0	3.9	3000	775	8.2	208	3	27	354,000	815	\$8,050
VHG5-30024B	1.109-546.0	4.8	3000	1035	10.0	230	3	29	480,000	780	\$9,180
VHG5-30024C	1.109-547.0	4.8	3000	1035	10.0	460	3	14	480,000	835	\$9,180
VHG5-30024H	1.109-548.0	4.8	3000	1035	10.0	208	3	30	480,000	780	\$9,280
VHG6-30024B	1.109-549.0	6.0	3000	1525	15.0	230	3	39	507,000	1675	\$12,750
VHG6-30024C	1.109-550.0	6.0	3000	1525	15.0	460	3	19	507,000	1675	\$12,750
VHG8-30024B	1.109-552.0	8.0	3000	1370	20.0	230	3	52	658,000	1845	\$13,850
VHG8-30024C	1.109-553.0	8.0	3000	1370	20.0	460	3	26	658,000	1845	\$13,850

### Field Installed Options & Accessories

#### Available for All Models

8.924-815.0	Remote Operator Station Kit	\$380.00
8.924-816.0	Electronic Detergent Kit	\$179.00
8.924-814.0	Wireless 6 Channel Remote Kit	Coming 2017
8.924-871.0	Wall Mount Remote Kit	Coming 2017
8.756-329.0	Additional Wireless Remote	Coming 2017
9.802-633.0	LP Gas Regulator Assembly	\$284.50

#### Available for Models Over 5 GPM

8.717-730.0	Draft Diverter, 12" (15 & 20 HP models)	\$219.50
8.904-068.0	LP Conversion Kit (15 & 20 HP models) ♦	\$77.00
8.903-545.0	SS Coil Wrap, 4-Panel Skirt & Cover ♦	\$1,594.00

♦ Factory Installed

### Field Installed Options & Accessories

#### Available for Models Up to 5 GPM

8.903-543.0	Wheeled Cart for VHG Propane Model	\$1,155.00
9.801-040.0	Draft Diverter, 10"	\$141.00
9.801-019.0	LP Conversion Kit ♦	\$96.00
8.903-541.0	SS Coil Wrap, 4-Panel Skirt & Cover ♦	\$713.00

#### Options For Older VHG Units Only [Pre Smart Relay]

8.941-545.0	Additional LanCom Remote	\$391.50
8.930-131.0	Wall Mount Bracket for Fixed LC Remote	\$22.80

## VNG



### Hot Water > Electric Powered > Natural Gas or LP Heated

A variety of exciting options and features make the VNG one of the most versatile machines in the industry. Housed in an attractive and sturdy metal cabinet, this machine offers easy access to its control panel and indicator lights. The VNG is loaded with quality and safety features throughout and is flexible enough to support up to four optional remote wash stations, making it the industry standard for natural gas heated hot water pressure washers.



- Up to 10 GPM; up to 3000 PSI
- Belt-Drive Landa Kärcher Group Pump with 7-year warranty
- Features time delay shutdown, electronic ignition, and pressure gauge
- Smart Relay control provides control over run time, auto start stop and shut down functionality
- Optional remote allows users to work up to 300 feet away

\*Patent US D665,901 S

Model #	Part #	GPM	PSI	Pump RPM	Motor HP	Volts	Phase	Amps	Approx BTUs	Ship Wt (lbs)	List Price
VNG4-20024A	1.109-563.0	4.0	2000	930	6.2	230	1	27	360,000	1010	\$9,450
VNG4-20024B	1.109-564.0	4.0	2000	930	6.2	230	3	15	360,000	990	\$9,550
VNG4-20024C	1.109-565.0	4.0	2000	930	6.2	460	3	8	360,000	990	\$9,550
VNG4-20024H	1.109-568.0	4.0	2000	930	6.2	208	3	18	360,000	1000	\$9,750
VNG4-30024A	1.109-569.0	3.9	3000	775	8.2	230	1	36	354,000	1030	\$10,250
VNG4-30024B	1.109-570.0	3.9	3000	775	8.2	230	3	25	354,000	1030	\$10,350
VNG4-30024C	1.109-571.0	3.9	3000	775	8.2	460	3	15	354,000	1030	\$10,350
VNG4-30024H	1.109-574.0	3.9	3000	775	8.2	208	3	27	354,000	1010	\$10,550
VNG6-30024B	1.109-575.0	6.0	3000	1525	15.0	230	3	39	507,000	1830	\$14,950
VNG6-30024C	1.109-576.0	6.0	3000	1525	15.0	460	3	19	507,000	1830	\$14,950
VNG8-30024B	1.109-579.0	8.0	3000	1370	20.0	230	3	52	658,000	1845	\$15,950
VNG8-30024C	1.109-580.0	8.0	3000	1370	20.0	460	3	26	658,000	1845	\$15,950
VNG8-30024H	1.109-582.0	8.0	3000	1370	20.0	208	3	54	658,000	1845	\$16,250
VNG10-20024B	1.109-559.0	10.0	2000	1630	20.0	230	3	46	816,000	1925	\$17,250
VNG10-20024C	1.109-560.0	10.0	2000	1630	20.0	460	3	23	816,000	1925	\$17,250

#### Field Installed Options & Accessories

#### List Price

##### Available for All Models

8.924-815.0	Remote Operator Station Kit	\$380.00
8.924-816.0	Electronic Detergent Kit	\$179.00
8.924-814.0	Wireless 6 Channel Remote Kit	Coming 2017
8.924-871.0	Wall Mount Remote Kit	Coming 2017
8.756-329.0	Additional Wireless Remote	Coming 2017
9.801-040.0	Draft Diverter, 10" (for models up to 4 GPM)	\$141.00
8.717-730.0	Draft Diverter, 12" (for models over 4 GPM)	\$219.50

♦ Factory Installed

#### Field Installed Options & Accessories

#### List Price

##### LP-Gas Conversion Kits

9.801-019.0	LP Conversion Kit (for models up to 4 GPM) ♦	\$96.00
8.904-068.0	LP Conversion Kit (for models over 4 GPM) ♦	\$77.00
9.802-633.0	LP Regulator Assembly	\$284.50

##### Options For Older VNG Units Only [Pre Smart Relay]

8.941-545.0	Additional LanCom Remote	\$391.50
8.930-131.0	Wall Mount Bracket for Fixed LanCom Remote	\$22.80

## VHP



### Hot Water > Electric Powered > LP Gas Heated

Looking for a heavy-duty pressure washer that can handle the dirt and grime indoors and out? Then the versatile VHP is the right machine for the task. Available in both 120V and 230V configurations, this hot water pressure washer features cleaning power up to 2.5 GPM and 2000 PSI. And, since the VHP is built with tubed pneumatic tires, this heavy-duty series delivers power wherever the job takes you. It is designed for vapor type propane only.



- Up to 2.5 GPM, 2000 PSI
- Belt-Drive Landa Kärcher Group Pump with 7-year warranty
- Four tubed pneumatic tires provide excellent maneuverability
- Extra-durable heating coil is made of leak-free, cold-rolled, Schedule 80 steel pipe and features a five-year warranty
- Features a rugged 10 gauge steel chassis with polyester powder coat finish

Model #	Part #	GPM	PSI	Pump RPM	Motor HP	Volts	Phase	Amps	Approx BTUs	Ship Wt (lbs)	List Price
VHP2-15024D	1.109-556.0	1.8	1500	1100	2	120	1	17	140,000	470	\$5,450
VHP3-20024A	1.109-557.0	2.5	2000	1375	5	230	1	20	245,000	500	\$6,250

Field Installed Options & Accessories		List Price
8.903-538.0	Stainless Steel Coil Wrap & Motor Cover	\$471.00
8.903-501.0	Electric Ignition (convenience in lighting pilot)	\$610.00

# EHW



## Hot Water > Electric Powered > Electric Heated


The perfect choice for in-plant cleaning, this series couldn't be easier to operate – just plug it in and get hot water! The lack of combustible fuels or hazardous fumes makes it safe to store under the stairs or in a closet. The heating coil is uniquely designed for immersion in a tank of hot water for reduced maintenance needs, and a layer of oil floating atop the water assists in heat retention and prevents evaporation. The EHW is enclosed in a stainless steel cabinet and mounted on a platform, and can be fitted with our LanCom wireless remote system, time delay shutdown, and other labor saving options. Generating no fumes or noise, and easy to store, you'll wonder why you didn't choose this unit for your indoor cleaning needs ages ago!



OPTION



- Up to 4.2 GPM, and up to 3000 PSI
- Creates instant hot water without an open flame, combustible fuel or hazardous fumes, making it ideal for in-plant cleaning
- Belt-Drive Landa Kärcher Group Pump with 7-year warranty
- Time delay shutdown allowing operator to adjust from 2-10 minutes
- Optional LanCom Remote allows users to work up to 300 feet away

Model #	Part #	GPM	PSI	Pump RPM	Motor HP	Volts	Phase	KW	Amps	Ship Wt (lbs)	List Price
EHW4-20024C	1.109-500.0	4.2	2000	1015	6.2	460	3	55	40.5	620	\$10,195
 EHW4-30024C	1.109-501.0	3.5	3000	845	7.5	460	3	59	40.5	640	\$10,690
EHW4-20024F	1.109-954.0	3.5	2000	845	5.0	575	3	46	40.5	620	\$10,195
EHW4-30024F	1.109-955.0	3.5	3000	845	7.5	575	3	49	40.5	640	\$10,869

Field Installed Options & Accessories			List Price
8.930-163.0	LanCom Wireless Remote Control System, 1-Step Detergent *♦		\$963.00
8.930-177.0	LanCom Wireless Remote Control System, 2-Step Detergent *♦		\$1,209.00
8.930-358.0	Additional LanCom Remote *		\$275.50
8.930-131.0	Wall Mount Bracket for Fixed LanCom Remote *		\$22.80

♦ Factory Installed

\* For 460V Units Only



# MHC



## Hot Water > Gasoline Powered > Diesel/Oil Heated

With a rugged frame, stainless steel top wrap, and 13" flat-free tires, the MHC is both durable and portable, and easy to maneuver over flat surfaces and around corridors and hallways. The control panel is strategically located, allowing you to easily adjust the thermostat and hour meter depending on your needs. A technologically advanced engine-and-regulator combination eliminates the need for a battery or electrical connection, making it a convenient and versatile on-site choice for keeping your restaurant, resort, spa, or hotel clean and inviting!



- Up to 3.5 GPM, 3500 PSI
- Direct-Drive Landa Kärcher Group Pump with 7-year warranty
- Schedule 80 heating coil with stainless steel top wrap
- 13" Flat-free tires and a wheel brake for added stability
- Optional caster wheel kit for easier maneuverability
- Optional Cool-Bypass\*

\*Patent US 8,496,188 B2a

	Model #	Part #	GPM	PSI	Pump RPM	Engine	CCs	Ship Wt (lbs)	List Price
	MHC3-25124	1.110-037.0	2.5	2500	3400	Subaru EX21	211	550	\$5,900
	MHC3-30324	1.110-038.0	3.0	3000	3400	Honda GX270	270	575	\$6,720
	MHC4-30324	1.110-039.0	3.5	3000	3400	Honda GX340	337	590	\$7,130
	MHC4-30324E	1.110-040.0	3.5	3000	3400	Honda GX340	337	595	\$7,540
	MHC4-30324E/S	1.110-041.0	3.5	3000	3400	Honda GX390	389	600	\$7,640
	MHC4-35324E	1.110-042.0	3.5	3500	3400	Honda GX390	389	600	\$7,640

### Field Installed Options & Accessories

	List Price
8.915-496.0 360° Pivot Hose Reel Kit (100' capacity)	\$446.00
8.750-487.0 Pivot Hose Reel (100' capacity)	\$347.00
8.750-477.0 Non-Pivot Hose Reel (100' capacity)	\$266.00
8.917-541.0 Hose Reel Platform with E-Zee Reel & Plumbing (holds 100' of 3/8" hose, not included)*	\$240.00
8.917-522.0 Hose Reel Platform Only*	\$104.50
8.915-404.0 Wheel Kit (2 front caster wheels)	\$249.50
8.915-406.0 Float Tank & Inlet Detergent Valve	\$428.50
8.916-184.0 Lifting Bracket	\$162.50
8.915-494.0 Trailer Mount Kit	\$103.50

\* Should not be used as a lifting rack on the MHC

## MHP



### Hot Water > Gasoline Powered > Diesel/Oil Heated

Looking for the ruggedness of a skid style pressure washer with the convenience and portability of a smaller unit? The MHP is the perfect hybrid, combining a hardy 1 1/4-inch square steel tube and Schedule 80 coil with an extra narrow chassis and frame for easy maneuverability through doorways and other tight spaces. The side panels are easily removable should your machine require servicing. An optional hose reel and wheel kit add value and versatility to this unit, helping you clean even the most cramped spaces easily and efficiently.



- Up to 3.8 GPM, 3500 PSI
- Heavy-duty Honda or Vanguard engines with keyed electric start
- Belt-Drive Landa Kärcher Group Pump with 7-year warranty
- Industrial-strength electric motor with multiple voltage options
- Optional pivot hose reel
- Optional caster wheel kit for easier maneuverability

\*Patent US D665,901 S

Model #	Part #	GPM	PSI	Pump RPM	Engine	CCs	Ship Wt (lbs)	List Price
MHP4-30324E	1.110-501.0	3.5	3000	1160	Honda GX340	337	555	\$8,150
MHP4-35324E	1.110-503.0	3.8	3500	1185	Honda GX390	389	595	\$8,670
MHP4-35224E	1.110-502.0	3.8	3500	1185	Vanguard 18	479	560	\$8,970

E = Electric start engine (battery not included)

Field Installed Options & Accessories		List Price
8.750-487.0	Pivot Hose Reel (100' capacity)	\$347.00
8.904-533.0	Wheel Kit (4 caster wheels)	\$446.00
8.903-530.0	Stainless Steel Outer Wrap ♦	\$544.00
8.903-596.0	Float Tank and Inlet Detergent Metering Valve ♦	\$366.00

♦ Factory Installed

## PGDC



### Hot Water > Gasoline Powered > Diesel/Oil Heated

Using a 12-volt DC burner assembly offers a rugged skid frame with robust cleaning performance specifications at an economical price. This self-contained workhorse can tackle virtually any outdoor cleaning project once you provide the water. An optional wheel kit makes this already versatile machine even more portable, allowing for easy transport on-site. With a reliable Honda or Vanguard gasoline engine, this machine can provide hours of continuous worry-free cleaning power.



- Up to 4.7 GPM, 3500 PSI
- Heavy-duty Honda or Vanguard engines with keyed electric start
- Belt-Drive Landa Kärcher Group Pump with 7-year warranty
- Schedule 80 heating coil with stainless steel top wrap
- Safety features include a rupture disk, thermal pump protector, and high-temperature shutoff to guard against buildup of excessive heat or pressure

\*Patent US D665,901 S

Model #	Part #	GPM	PSI	Pump RPM	Engine	CCs	Ship Wt (lbs)	List Price
PGDC4-35324E	1.110-049.0	3.8	3500	1185	Honda GX390	389	697	\$8,670
PGDC5-35224E	1.110-050.0	4.7	3500	1185	Vanguard 18	479	630	\$8,300
PGDC5-35324E	1.110-051.0	4.7	3500	1185	Honda GX630	688	653	\$10,030

E = Electric start engine (battery not included)

Field Installed Options & Accessories		List Price
8.904-525.0	Wheel Kit (4 tires)	\$555.00
8.915-496.0	360° Pivot Hose Reel Kit (100' capacity)	\$446.00
8.903-522.0	Non-Pivot Hose Reel Mounting Kit (100' capacity)	\$262.00
9.804-067.0	E-Zee Hose Reel (100' capacity)	\$107.50
8.749-946.0	Vinyl Skid Cover	\$514.00
8.916-588.0	Stainless Steel Bottom Wrap ♦	\$348.00
8.916-606.0	Float Tank with Inlet Detergent Metering Valve ♦	\$317.00
8.903-447.0	Float Tank with Inlet Detergent Metering Valve ♦	\$393.00

♦ Factory Installed

## PGHW




### Hot Water > Gasoline Powered > Diesel/Oil Heated

There is a reason this model has been our most popular skid unit for over two decades – classic rugged design with a compact footprint. Whether you drop this into the bed of a pickup or mount on a custom trailer, this gasoline-powered machine is meant to travel to wherever the dirt and grime needs to be attacked. With models capable of delivering up to 5 gallons of water per minute and up to 5,000 pounds per square inch of surface pressure you can choose a model tailor fit for your individual cleaning application. You will find this model a favorite among contract cleaners, facilities managers, municipalities, and oil field service companies because it delivers solid performance and unmatched reliability.



- Up to 5.0 GPM, 5000 PSI
- Belt-Drive Landa Kärcher Group Pump with 7-year warranty
- Industrial-duty gasoline-powered engine with overhead valves
- Rugged 1½-inch square tube open-air frame with forklift guides
- Rust-free float tank provides backflow protection
- Inlet detergent injection applies soap while washing in high-pressure mode

Model #	Part #	GPM	PSI	Pump RPM	Engine	CCs	Ship Wt (lbs)	List Price
PGHW4-30324E	1.110-048.0	3.5	3000	1125	Honda GX390	389	725	\$9,850
PGHW5-30224E	1.110-046.0	4.8	3000	1375	Vanguard 18	479	825	\$10,560
 PGHW5-35324E	1.110-045.0	4.7	3500	1360	Honda GX630	688	840	\$10,960
PGHW4-40324E	1.110-047.0	4.0	4000	1425	Honda GX630	688	840	\$11,370
PGHW5-50524E*	1.110-512.0	5.0	5000	1585	Kawasaki FD2750D	745	1285	\$14,820

E = Electric start engine (battery not included) \* PGHW5-50524E cannot be sold into or out of California

Field Installed Options & Accessories			List Price
8.915-496.0	360° Pivot Hose Reel Kit (100' capacity)		\$446.00
8.903-522.0	Non-Pivot Hose Reel Mounting Kit (100' capacity)		\$262.00
9.804-067.0	E-Zee Hose Reel (100' capacity)		\$107.50
8.904-525.0	Wheel Kit (4 tires)**		\$555.00
8.749-946.0	Vinyl Skid Cover**		\$514.00
8.916-585.0	Steam Valve Kit		\$138.50
8.916-588.0	Stainless Steel Bottom Wrap ♦		\$348.00

\* Factory Installed

\*\* Not available for PGHW5-50524E



## PDHW



### Hot Water > Diesel Powered > Diesel/Oil Heated

This series fills the gap for those who are looking for the versatility of a compact pressure washer with the ruggedness and cleaning power of a full-size skid unit. It's packed with features and options that make it highly adaptable for use in a variety of different applications. You'll find a 2,900-watt generator that provides plenty of power for the burner, as well as a 120V outlet for low-wattage needs; forklift guides for easy transporting, mounting brackets to attach to a trailer, and an oversized, tilt-out fuel tank that'll assure you have hours of uninterrupted cleaning. A sturdy steel frame is available in a polyester powder coat finish for added weather protection, or all-stainless steel for the ultimate insurance in high corrosion environments, making this unit the ideal choice for an offshore oil drilling operation. Highly versatile and built with the same attention to quality you've come to expect from Landa Kärcher Group, the PDHW is a great all-around "mid-size" choice for all your cleaning needs!



- Up to 4.7 GPM, 3500 PSI
- Industrial-duty Kubota diesel engine with keyed electric start
- Belt-Drive Landa Kärcher Group Pump with 7-year warranty
- High-efficiency 12V burner on some models
- Conveniently placed control panel features indicator lights and hour meter
- Optional wheel kit, hose reel platform, spark arrestor, and lift/stack platform

Model #	Part #	GPM	PSI	Pump RPM	Engine	CCs	Burner Voltage	Ship Wt (lbs)	List Price
PDHW5-35624E	1.110-060.0	4.7	3500	1125	Kubota Z602	599	12V DC	948	\$16,900
PDHW5-35624E/SS	1.110-061.0	4.7	3500	1125	Kubota Z602	599	12V DC	948	\$19,300
PDHW5-35624E/G	1.110-062.0	4.7	3500	1125	Kubota Z602	599	120V AC	998	\$18,000
PDHW5-35624E/G/SS	1.110-063.0	4.7	3500	1125	Kubota Z602	599	120V AC	998	\$20,400

E = Electric start engine (battery not included)

G = 2,900 watt generator

SS = Stainless steel frame

Field Installed Options & Accessories		List Price
8.919-983.0	Hose Reel Platform Kit	\$296.00
8.904-525.0	Wheel Kit (4 tires)	\$555.00
8.919-981.0	Float Tank with Inlet Injection Kit	\$318.00
9.802-225.0	Downstream Detergent Injector Kit	\$40.20
8.919-984.0	Lifting Sling Kit	\$786.00
8.919-990.0	Lift/Stack Platform Kit	\$529.00
8.920-298.0	Lift/Stack Platform Kit, Stainless Steel	\$741.00
8.919-985.0	Stainless Steel Drip Pan Kit	\$763.00
8.919-988.0	Emergency Air Shutoff Kit	\$157.50
8.919-989.0	Engine Spark Arrestor Kit	\$211.00

## SLX & SLT



### Hot Water > Diesel or Gas Powered > Diesel/Oil Heated

As large and powerful as they come, both series make easy work of the most stubborn grime and grease, making them ideally suited for the harsh conditions of mining and drilling operations and fleet cleaning. The SLX is the biggest portable pressure washer in the industry, capable of delivering water as hot as 200°F; with up to 9.9 GPM, there is enough flow to support dual-gun operation. The SLT is every bit as impressive, delivering up to 8.0 GPM and 3200 PSI of hot water cleaning. A distinctive stainless steel coil top wrap offers protection, and oversize vibration isolators cushion the engine and pump platform. With extra-large heating coils and fuel tanks, these rugged machines will deliver, even under the dirtiest of conditions!



- Up to 9.8 GPM, 2800 on SLX; up to 8.0 GPM, 3200 PSI on SLT
- Powered by either a diesel Kubota engine or gasoline Honda engine
- Belt-Drive Landa Kärcher Group Pump with 7-year warranty
- Delivers enough water flow to operate two spray guns at the same time
- Extra-large heating coil is made of cold-rolled, 3/4-inch Schedule 80 steel pipe and features a five-year warranty

Model #	Part #	GPM	PSI	Pump RPM	Engine	CCs	Engine Fuel	Ship Wt (lbs)	List Price
SLX10-25324E	1.110-525.0	9.5	2500	1560	Honda GX660	688	Gasoline	2020	\$17,450
SLX10-32624E	1.110-067.0	9.8	2800	1640	Kubota D1105	1123	Diesel	2120	\$24,290
SLT6-32324E	1.110-520.0	5.9	3200	1570	Honda GX630	688	Gasoline	1245	\$13,890
SLT8-30324E	1.110-522.0	7.8	3000	1470	Honda GX660	688	Gasoline	1230	\$14,750
SLT6-32624E	1.110-065.0	6.25	3200	1625	Kubota D1105	1123	Diesel	1745	\$21,000
SLT8-32624E	1.110-066.0	8.0	3200	1450	Kubota D1105	1123	Diesel	1811	\$22,950

\*E = Electric start engine (battery not included)

Field Installed Options & Accessories		List Price
8.920-751.0	Float Tank w/ Inlet Injection	\$388.00
8.904-456.0	Downstream Injector	\$106.50
8.920-977.0	Steam Valve	\$184.00

# ECOS



## Hot Water > Gasoline Powered > Diesel/Oil Heated

If you're looking for a "green" solution to wastewater disposal, Landa Kärcher Group's patented\* and revolutionary ECOS Mobile Wash and Reclaim System should be right up your alley. This environmentally friendly, patented mobile wash system combines a hot water pressure washer with a wastewater recovery and filtration system atop a trailer unit, making it simple to dispose of the gray wastewater from your pressure washing operation, or recycle and reuse it. You'll be in compliance with most municipal regulations, and will be doing your part to help conserve our precious natural resources. Contract cleaners, municipalities, and ports can all benefit from the addition of an ECOS mobile wash system to their stable of equipment.



- Up to 4.7 GPM, 3500 PSI
- Patented Trans-Heat Technology captures exhaust from the engine to preheat water, providing better fuel efficiency
- Four polyethylene water tanks provides 400 gallons of cleaning water
- Locked compartment includes dual fuel tanks for gas engine and diesel burner, and includes space for two detergent buckets

\*Patent US D701,357 S

Model #	Version	Part #	GPM	PSI	Pump RPM	Engine	CCs	Ship Wt (lbs)	List Price
ECOS-7000	Standard	1.103-825.0	4.7	3500	1360	Honda GX660	688	3500	\$25,950
ECOS-7000	LX	1.103-838.0	4.7	3500	1360	Honda GX660	688	3500	\$26,950
ECOS-7000	DX	1.103-839.0	4.7	3500	1360	Honda GX660	688	3500	\$26,950

Field Installed Options & Accessories			List Price
8.739-074.0	Tuff-Skin 6000 PSI Hose, 100'		\$224.00
8.922-019.0	Spare Tire Kit, ECOS Trailer - No Panel (tire not included)		\$127.50
8.922-020.0	Spare Tire Kit, ECOS Trailer - With Panel (tire not included)		\$169.50
8.752-044.0	Tire/Wheel Assembly, Black, 15" Radial		\$446.00
8.903-606.0	Water Jet Surface Cleaner		\$2,145.00
8.922-791.0	Vacuum Nozzle Guard, Stainless Steel Plate		\$28.40
<b>Replacement Filters and Parts</b>			
8.726-042.0	Filter Bag		\$96.00
8.726-045.0	5 Micron Carbon Filter Cartridge		\$216.50
8.726-044.0	20 Micron Pleated Filter Cartridge		\$49.80
8.754-082.0	200 Micron Pre-Filter Nylon Sock		\$11.40
8.726-046.0	Oil Absorbent Sock		\$75.50
8.919-317.0	Vacuum Nozzle Head Assembly with Guard		\$167.50

Field Installed Options & Accessories			List Price
<b>Drain Covers and Water Dikes</b>			
8.751-135.0	Drain Cover, 36" x 36", 30oz PVC		\$307.50
8.751-136.0	Drain Cover, 48" x 48", 30oz PVC		\$364.50
8.751-137.0	Drain Cover, 48" x 48", Urethane		\$372.50
8.751-138.0	Water Dike, 10', 22oz PVC		\$181.00
8.751-139.0	Water Dike, 10', 40oz Urethane		\$273.00
8.751-140.0	Water Dike, 20', 22oz PVC		\$250.50
8.751-141.0	Water Dike, 20', 40oz Urethane		\$379.50

## TR



TR-3500 Single Axle Trailer



TR-6000 Tandem Axle Trailer

### Hot Water > Diesel or Gas Powered > Diesel/Oil Heated

On-site cleaning often requires the use of heavy, bulky equipment that isn't always easily transportable. Landa Kärcher Group offers a pair of rugged, top quality trailer-mounted wash systems to ease your burden. Available with a dual-axle or single-axle trailer, the TR features 2-by-3 inch structural tubing, standard electric brakes with break away kit, recessed electrical wiring and taillights, 1,000 lb. swivel jacks with ball couplers for quick and easy hookups, a durable steel cage for holding the equipment in place, 15" white spoke wheels, and a powder-coated epoxy finish to protect against the weather. Both are completely customizable: you'll choose a portable, industrial-grade Landa Kärcher Group hot water pressure washer, and select the options and accessories best suited to your cleaning needs, including chrome wheels, brake kits, and hose reels.



- Single or tandem axle, customizable hot water pressure washer trailer
- 200 or 230 gallon white high-density polyethylene water tank
- Powder-coated epoxy finish to help against the outdoor elements
- Optional mounting kits available for SLT, PGHW, PGDC and MHP
- Optional hose reel kits hold up to 200 feet of 3/8-inch high pressure hose
- Standard electric brake kits or optional hydraulic breaks

Model #	Part #	Axel	GVWR (lbs)	Water Tank	Ship Wt (lbs)	List Price
TR-3500	1.103-801.0	Single	3500	200 gal	720	\$6,880
TR-6000	1.103-804.0	Tandem	6000	330 gal	1080	\$9,590

#### Field Installed Options & Accessories List Price

<b>Hose Reel Kits (Hose Not Included)</b>		
8.902-447.0	Hose Reel Kit (100' capacity, 3/8" high-pressure hose) ♦	\$605.00
8.902-448.0	Hose Reel Kit (200' capacity, 3/8" high-pressure hose) ♦	\$648.00
8.902-449.0	Hose Reel Kit (100' capacity, 3/4" garden hose) ♦	\$778.00
<b>Wheels and Fenders</b>		
8.902-466.0	Chrome Wheels Upgrade (per pair) ♦	\$368.00
8.902-468.0	Chrome Fender Assembly for Tandem Axle Upgrade (per pair) ♦	\$426.00
8.902-467.0	Chrome Fender Assembly for Single Axle Upgrade (per pair) ♦	\$307.00
8.707-493.0	Chrome Wheel with ST205/75D15/C Tire (each) [spare] ♦	\$418.00
<b>Mounting Kits</b>		
8.902-463.0	Mounting & Plumbing Kit for SLT ♦♦	\$276.00
8.902-454.0	Mounting & Plumbing Kit for SGHW, SDHW, PGHW5-50524E ♦♦	\$282.00
8.917-264.0	Mounting & Plumbing Kit for PGHW5-35324E, PGHW4-40324E ♦	\$284.00
8.920-435.0	Mounting & Plumbing Kit for PDHW5-35624E ♦	\$287.00
8.902-456.0	Mounting & Plumbing for PGDC, MHP ♦	\$282.00

♦ Factory Installed      ♦ TR-3500 Only      ♦♦ TR-6000 Only

#### Field Installed Options & Accessories List Price

<b>Brakes</b>		
8.902-441.0	Hydraulic Brake Kit (single axle, 2" ball hitch) ♦*	\$1,142.00
8.902-442.0	Hydraulic Brake Kit (single axle, 3" lunette eye) ♦*	\$1,153.00
8.902-438.0	Hydraulic Brake Kit (two axles, 2-5/6" ball hitch) ♦♦*	\$1,379.00
8.902-452.0	Hydraulic Brake Kit (two axles, 3" lunette eye) ♦♦*	\$1,408.00
<b>Signage Plate</b>		
8.902-469.0	Signage Plate ♦	\$57.00
<b>Vinyl Skid Covers</b>		
8.709-109.0	Vinyl Skid Cover for SGHW, SDHW	\$568.00
8.749-946.0	Vinyl Skid Cover for PGHW, PGDC	\$514.00
<b>Chemical Rack</b>		
8.912-409.0	2-5 gal. Bucket Chemical Rack ♦♦*	\$168.00
<b>Hitch Couplers</b>		
8.924-493.0	2-5/6" Ball Hitch Coupler ♦*	\$95.00
8.902-436.0	3" Lunette Eye Hitch Coupler ♦*	\$125.00
8.924-475.0	2" Ball Hitch Coupler ♦♦*	\$95.00
8.902-471.0	3" Lunette Eye Hitch Coupler ♦♦*	\$125.00

♦ Factory Installed      ♦ TR-3500 Only      ♦♦ TR-6000 Only

## TRV



### Hot Water > Diesel or Gas Powered > Diesel/Oil Heated

When your business is mobile in nature and you're shuttling often between job sites, you'll want the convenience of a portable washing system that allows you to easily transport your cleaning equipment virtually anywhere. Landa Kärcher Group's TRV fills that niche beautifully, providing you with a rugged trailer with a heavy-duty chassis, sturdy wheel and axle assembly, 15" white-rimmed wheels, 1,000 lb. swivel jack for maneuvering your unhitched trailer, and a powder-coated epoxy finish for protection against the elements. The trailer is fully customizable — simply choose from five series of portable, industrial-grade Landa Kärcher Group hot water pressure washers, add the options and accessories you want, and you're in business! The TRV is an ideal solution for contract cleaners and those with versatile cleaning requirements.



- Single or tandem axle, customizable hot water pressure washer trailer
- 200 or 230 gallon white high-density polyethylene water tank
- Powder-coated epoxy finish to help against the outdoor elements
- Optional mounting kits available for SLT, PGHW, PGDC and MHP
- Optional hose reel kits hold up to 200 feet of 3/8-inch high pressure hose
- Optional surge brake or electric brake kits

Model #	Part #	Axel	GVWR (lbs)	Water Tank	Ship Wt (lbs)	List Price
TRV-3500	1.103-820.0	Single	3500	200 gal	1072	\$5,550

Field Installed Options & Accessories		List Price	Field Installed Options & Accessories		List Price
<b>Hose Reel Kits (Hose Not Included)</b>			<b>Hitch Couplers</b>		
8.917-554.0	High Pressure Hose Reel (100' capacity) ♦	\$476.00	8.924-493.0	2-5/6" Ball Hitch Coupler ♦	\$95.00
8.917-555.0	Low Pressure Hose Reel (100' capacity) ♦	\$476.00	<b>Utility Rack</b>		
<b>Wheels</b>			8.917-560.0	Utility Rack (rated for up to 150 lbs)	\$388.50
8.917-583.0	Wheel Kit (2 chrome wheels)	\$386.00	<b>Saddle Boxes</b>		
<b>Mounting Kits</b>			8.917-558.0	Saddle Box (each)	\$168.50
8.920-434.0	PDHW Mounting Assembly ♦	\$86.00	8.917-556.0	Saddle Boxes (2 boxes) ♦	\$205.00
8.917-299.0	PGHW Mounting Assembly ♦*	\$85.00	<b>Rock Guards</b>		
8.915-494.0	MHC Mounting Assembly ♦	\$103.50	8.917-557.0	Rock Guard ♦	\$88.00
8.917-300.0	MHP Mounting Assembly ♦	\$85.00	8.917-559.0	Rock Guard	\$80.75
8.917-399.0	PGDC Mounting Assembly ♦	\$85.00	♦ Factory Installed      * PGHW5-50524E Not Compatible		
<b>Brakes</b>					
8.917-398.0	Hydraulic Brakes ♦	\$1,631.00			
♦ Factory Installed      * PGHW5-50524E Not Compatible					

## HD GAS



### Cold Water > Gasoline Powered

Compact and corrosion-resistant, the HD Gas aluminum pressure washers have a modular frame that can be utilized as a cart or a skid (optional) for maximum cleaning versatility and durability. Easy to maneuver with puncture proof, flat free tires. These reliable Honda powered pressure washers offer a bypass loop for additional pump protection, as well as a 7-year warranty on the oil end of the pump. The simple design of the HD Gas helps get the job done quickly and without hassle.

Durable weldless, corrosion-resistant aluminum modular frame can convert from a cart to a skid.



POWERED by  
**HONDA**



- Up to 4.0 GPM, 4000 PSI
- Belt- or Direct-Drive Models
- Reliable Honda Engines
- Modular Design
- Flat-Free Tires
- Compact Footprint

Model #	Part #	GPM	PSI	Drive	Start	Pump	Engine	CC	Ship Wt (lbs)	List Price
HD 3.0/27 G	9.807-727.0	3.0	2700	Direct	Recoil	LP3535G1	Honda GX200	196	112	\$1,190
HD 3.5/35 G	9.807-728.0	3.5	3500	Direct	Recoil	LB3030R	Honda GX270	270	130	\$1,490
HD 4.0/40 G	9.807-729.0	4.0	4000	Direct	Recoil	LS4040G.3	Honda GX390	389	149	\$1,790
HD 4.0/40 Ge	9.807-730.0	4.0	4000	Direct	Electric	LS4040G.3	Honda GX390	389	158	\$1,990
HD 3.0/27 GB	9.807-731.0	3.0	2700	Belt	Recoil	LP3035G	Honda GX200	196	123	\$1,550
HD 3.5/35 GB	9.807-732.0	3.5	3500	Belt	Recoil	LM3540R.3	Honda GX270	270	156	\$1,950
HD 4.0/40 GB	9.807-733.0	4.0	4000	Belt	Recoil	LM3840R.3	Honda GX390	389	160	\$2,330
HD 4.0/40 GeB	9.807-734.0	4.0	4000	Belt	Electric	LM3840R.3	Honda GX390	389	196	\$2,830

### Field Installed Options & Accessories

### List Price

9.807-754.0	Skid Mount Feet	\$29.99
9.807-750.0	37.5" Long Handle	\$24.99
9.807-753.0	Wand Holder	\$5.99
9.807-752.0	Hose Storage Hook	\$5.99
9.807-751.0	Handle with Hose Reel	\$299.99
8.753-572.0	A+ Surface Cleaner SC21	\$804.00
8.753-573.0	A+ Surface Cleaner SC24	\$900.00
9.302-243.0	Legacy Turbo Nozzle, 4.0, 4350 PSI	\$90.00
8.710-620.0	Legacy Superlite Stainless Steel Lance, 72" - 56.0 oz	\$106.50
8.712-429.0	Dirt Killer Rotating Nozzle	\$195.00
8.740-223.0	Legacy Rawhide, 100' x 3/8" ID, 4500 PSI, 2-wire, smooth cover, black high pressure hose	\$289.50

## HD GAS SKID



### NEW! Cold Water > Gasoline Powered

Cleaning on the go. The perfect accompaniment to Landa Kärcher Group's HD Gas direct drive pressure washers – these mild steel skids offer two configurations: skid with a 50 gallon water tank and one 100' hose reel OR skid with two 100' hose reels. The HD Skids fit within a standard UTV / ATV bed when ordering the direct drive aluminum pressure washer models. NOTE: Belt drive models extend beyond the frame and are not recommended.



POWERED by  
**HONDA**



- 50 gallon water tank (HD Pallet Skid with Tank only)
- Forklift Hole
- Includes Skid Feet
- 1 to 2, 100' Hose Reel
- Fits within standard UTV/ATV bed

Model #	Part #	Frame Material	Water Tank	Hose Reel	Compatible Pressure Washer (sold separately)	Dimensions (L x W x H) inches	Ship Wt (lbs)	List Price
HD Pallet Skid with Tank	9.807-834.0	Mild Steel	50 gallon	1	HD 3.0/27 G 9.807-727.0 HD 3.5/35 G 9.807-728.0 HD 4.0/40 G 9.807-729.0	40 x 48 x 35	180	\$1,144
HD Pallet Skid with 2 Reels	9.807-839.0	Mild Steel	Not Included	2	HD 3.0/27 G 9.807-727.0 HD 3.5/35 G 9.807-728.0 HD 4.0/40 G 9.807-729.0	40 x 48 x 35	172	\$1,012

Field Installed Options & Accessories		List Price
9.807-754.0	Skid Mount Feet	\$29.99
9.807-750.0	37.5" Long Handle	\$24.99
9.807-753.0	Wand Holder	\$5.99
9.807-752.0	Hose Storage Hook	\$5.99
9.807-751.0	Handle with Hose Reel	\$299.99
8.753-572.0	A+ Surface Cleaner SC21	\$804.00
8.753-573.0	A+ Surface Cleaner SC24	\$900.00
9.302-243.0	Legacy Turbo Nozzle, 4.0, 4350 PSI	\$90.00
8.710-620.0	Legacy Superlite Stainless Steel Lance, 72" - 56.0 oz	\$106.50
8.712-429.0	Dirt Killer Rotating Nozzle	\$195.00
8.740-223.0	Legacy Rawhide, 100' x 3/8" ID, 4500 PSI, 2-wire, smooth cover, black high pressure hose	\$289.50

## MP



### Cold Water > Gasoline Powered

With a variety of available engines delivering up to 5000 PSI, there is no other cold water pressure washer on the market with such versatility and blasting power as these series offer. Portable and rugged, they come equipped with a high-impact steel roll cage and lifting bar and either two (MP) or four (MPE) 13" flat-free tires for easy all-terrain maneuverability, making them excellent choices for tackling a variety of cleaning sites. They include 50' of high-pressure hose rated up to 6000 PSI – more than enough for removing the toughest dirt and grime from your equipment.



- Up to 4.5 GPM, 5000 PSI
- Powered by either a Honda or Kohler gasoline engine
- Belt-Drive Landa Kärcher Group Pump with 7-year warranty
- Rugged roll cage and 10-gauge steel chassis protected with weather-resistant epoxy powder coat paint
- 5-Gallon fuel tank provides up to 5 hours of continuous cleaning

Model #	Part #	GPM	PSI	Pump RPM	Engine	CCs	Engine Fuel	Ship Wt (lbs)	List Price
MP-373534	1.107-001.0	3.7	3500	1185	Honda GX390	389	Gasoline	295	\$3,400
MP-455034E*	1.107-002.0	4.5	5000	1185	Honda GX660	688	Gasoline	415	\$7,250
MP-343084E*	1.107-082.0	3.4	3000	1185	Kohler KD420	401	Diesel	388	\$6,300

E = Electric start engine (battery not included) \* Tandem axle model

Field Installed Options & Accessories		List Price
9.801-028.0	E-Zee Hose Reel Kit, (single axle, 100' capacity)	\$290.00
9.801-029.0	Non-Pivot Hose Reel Kit, (tandem axle, 100' capacity)	\$486.50



## PG




### Cold Water > Gasoline Powered

Landa Kärcher Group's flagship series of cold-water pressure washers, the PG & PE are the most popular machines for everyday use in a variety of industrial cleaning applications. Each has a rugged chassis, 13" tires for easy maneuvering over all types of terrain, and shock absorbing, spring-loaded rubber feet to cut down on vibration. Handles on the front and back are easy to grip, so you won't have a problem loading or unloading these machines. With thirteen different models to choose from between the two series, there is a perfect fit for your unique cleaning needs!



- Up to 4.7 GPM, up to 4000 PSI
- Powered by a Honda or Vanguard gasoline engine
- Belt-Drive Landa Kärcher Group Pump with 7-year warranty
- Rugged 10-gauge steel chassis protected with weather-resistant epoxy powder coat paint
- Two spring-loaded rubber pad feet help to prevent unit from "walking"

Model #	Part #	GPM	PSI	Pump RPM	Engine	CCs	Ship Wt (lbs)	List Price
PG4-20324	1.107-010.0	4.2	2000	1300	Honda GX270	270	230	\$2,700
 PG4-35324	1.107-011.0	3.7	3500	1185	Honda GX390	389	255	\$3,000
PG5-35224E	1.107-013.0	4.7	3500	1185	Vanguard 16	479	300	\$4,300
PG4-40324E	1.107-012.0	4.0	4000	1190	Honda GX630	688	274	\$5,000

E = Electric start engine (battery not included)

## PC




PC4-35324

### Cold Water > Gasoline Powered

Like the PG & PE models, the PC cold-water pressure washers offer an array of options and features for cleaning multiple surfaces indoors and outdoors, but utilize direct-drive instead of belt-drive pumps. Each comes equipped with 50' of Landa Kärcher Group's durable wire-braid high-pressure hose, and a thermal pump protector to prevent overheating while in bypass mode. Shock-absorbing rubber feet reduce vibration and prevent movement during operation, and handles on the front and back make these machines a breeze to load and unload.



- Up to 3.8 GPM, up to 4000 PSI
- Powered by a Honda gasoline engine
- Direct-Drive Landa Kärcher Group Pump with 7-year warranty
- Rugged 10-gauge steel chassis protected with weather-resistant epoxy powder coat paint
- Two 10-inch, 4-ply, tubed pneumatic tires make for easy maneuvering

Model #	Part #	GPM	PSI	Pump RPM	Engine	CCs	Ship Wt (lbs)	List Price
PC3-24324	1.107-005.0	2.3	2400	3200	Honda GX160	163	135	\$1,580.00
PC3-27324	1.107-006.0	2.5	2700	3200	Honda GX200	196	128	\$1,800.00
 PC4-35324	1.107-008.0	3.8	3500	3200	Honda GX390	389	188	\$2,330.00
PC4-40324	1.107-224.0	3.5	4000	3200	Honda GX390	389	185	\$2,330.00

## HD Electric



### NEW! Cold Water > Electric Powered

Designed for versatility, the HD Electric carts are corrosion-resistant aluminum pressure washers that easily convert from a cart to a skid for maximum cleaning versatility and durability. These reliable pressure washers have a low profile handle and compact footprint, making them easy to maneuver, and they offer a bypass loop for additional pump protection. 7-year pump warranty and flat-free tires. All models are ETL certified to UL safety standards.



- Durable, corrosion resistant aluminum frame
- Modular design - weld free frame easily converts from cart to skid
- VRT3 Unloader with bypass loop - pump protection
- Flat free tires
- Commercial-duty crankcase pump
- ETL certified to UL and CSA standards

Model #	Part #	GPM	PSI	Pump	Pump RPM	Motor HP	Volts	Phase	Amps	Ship Wt (lbs)	List Price
HD 2.0/10 Ed	9.801-805.0	2.0	1000	LF2030S	1725	1.5	120	1	15	161.60	\$1,549
HD 1.9/13 Ed	9.801-806.0	1.9	1300	LF2030F	3450	2.0	120	1	20	174.85	\$1,649
HD 3.0/10 Ea	9.801-807.0	3.0	1000	LF2830S	1725	2.0	120	1	20	180.36	\$1,749
HD 3.5/20 Ea	9.801-808.0	3.5	2000	LF3530F	3450	5.0	230	1	22	181.46	\$2,499
HD 1.8/1350 Ed*	9.801-809.0	1.8	1350	LF2030F	3450	2.0	120	1	17	179.25	\$2,199

\* HD 1.8/1350 Ed comes equipped with Auto Start/Stop

Field Installed Options & Accessories		List Price
9.807-754.0	Skid Mount Feet	\$29.99
9.807-750.0	37.5" Long Handle	\$24.99
9.807-753.0	Wand Holder	\$5.99
9.807-752.0	Hose Storage Hook	\$5.99
9.807-751.0	Handle with Hose Reel	\$299.99
8.753-572.0	A+ Surface Cleaner SC21	\$804.00
8.753-573.0	A+ Surface Cleaner SC24	\$900.00
9.302-243.0	Legacy Turbo Nozzle, 4.0, 4350 PSI	\$90.00
8.710-620.0	Legacy Superlite Stainless Steel Lance, 72" - 56.0 oz	\$106.50
8.712-429.0	Dirt Killer Rotating Nozzle	\$195.00
8.740-223.0	Legacy Rawhide, 100' x 3/8" ID, 4500 PSI, 2-wire, smooth cover, black high pressure hose	\$289.50

## PE



### Cold Water > Electric Powered

The PE is one of our most popular machines for everyday use in a variety of industrial cleaning applications. Only the highest quality components are used on the PE, including our tri-plex high-pressure pump with 7-year warranty, industrial-duty motor, durable steel frame with welded seams, and a stainless steel point and shoot wand for cleaning effectiveness. In addition to being certified to the rigid UL-1776 safety standards, the PE has a 24-inch hose guard for burst protection and tri-lingual operating instructions for owner liability assurance. A number of features make the PE especially popular with users who seek to reduce their cleaning time, such as chrome-plated handles on both front and back for easy vehicle loading. The pneumatic tires make for easy maneuvering, and two shock absorbing, spring-loaded rubber feet to keep the PE from "walking" while in operation.



- up to 4.8 GPM and 3000 PSI
- Belt-Drive Landa Kärcher Group Pump with 7-year warranty
- Industrial-duty motor
- Rugged 10-gauge steel chassis protected with weather-resistant epoxy powder coat paint
- Two spring-loaded rubber pad feet help to prevent unit from "walking"

Model #	Part #	GPM	PSI	Pump RPM	Motor HP	Volts	Phase	Amps	Ship Wt (lbs)	List Price
PE2A-15024D*	1.106-105.0	1.8	1500	1650	2.0	120	1	21	193	\$3,100
PE3-11024D	1.106-009.0	2.8	1000	1540	2.0	120	1	20	193	\$3,200
PE4-20024A	1.106-010.0	4.2	2000	900	6.2	230	1	27	285	\$3,400
PE4-20024B	1.106-011.0	4.2	2000	900	6.2	230	3	16	265	\$3,400
PE4-20024C	1.106-012.0	4.2	2000	900	6.2	460	3	8	266	\$3,400
PE4-30024A	1.106-013.0	3.5	3000	800	7.5	230	1	36	337	\$3,850
PE4-30024B	1.106-014.0	3.5	3000	800	7.5	230	3	21.5	290	\$3,850
PE4-30024C	1.106-015.0	3.5	3000	800	7.5	460	3	10.5	280	\$3,850
PE5-30024B	1.106-016.0	4.8	3000	1060	10.0	230	3	26.8	290	\$4,500
PE5-30024C	1.106-017.0	4.8	3000	1060	10.0	460	3	13.4	285	\$4,500

\* PE2A-15024D comes equipped with Auto Start/Stop, two yellow nozzles, two green nozzles, and a variable pressure wand. Contact your local dealer for more details.



## SEA



SEA - Stainless Steel



SEA - Mild Steel

### Cold Water > Electric Powered

This top-of-the-line stationary cold-water series features a heavy-duty stainless steel or mild steel cabinet and comes standard with an insulated variable pressure wand, 50' of hose, and time delay shutdown. Available options include our LanCom wireless remote control, floor stand, and wall mount bracket assembly. There is even an optional wheel kit for adding mobility, making an already top-quality machine even more flexible than before. This unit is ideal for cleaning a variety of indoor surfaces, and can be plumbed for plug-and-wash outdoor applications as well.



- Up to 4.2 GPM, up to 3000 PSI
- Available with a stainless steel cabinet or a mild steel cabinet
- Belt-Drive Landa Kärcher Group Pump with 7-year warranty
- Easily accepts hot water up to 185°F
- Optional LanCom Remote allows users to work up to 300 feet away
- Optional wheel kit

Model #	Part #	Cabinet	GPM	PSI	Pump RPM	Motor HP	Volts	Phase	Amps	Ship Wt (lbs)	List Price
SEA3-11024D	1.106-500.0	SS	2.8	1000	1540	2.0	120	1	20	205	\$3,500
SEA4-20024A	1.106-501.0	SS	4.2	2000	1013	6.2	230	1	28	280	\$4,200
SEA4-20024B	1.106-502.0	SS	4.2	2000	1013	6.2	230	3	16	220	\$4,200
SEA4-20024C	1.106-503.0	SS	4.2	2000	1013	6.2	460	3	7.2	220	\$4,200
SEA4-20024G	1.106-505.0	SS	4.2	2000	997	6.2	208	1	30	297	\$4,200
SEA4-20024H	1.106-506.0	SS	4.2	2000	1028	6.2	208	3	18.5	220	\$4,200
SEA4-30024B	1.106-507.0	SS	3.5	3000	943	7.5	230	3	21.5	235	\$4,575
SEA4-30024C	1.106-508.0	SS	3.5	3000	943	7.5	460	3	10.5	235	\$4,575
SEA3-11024D	1.106-583.0	MS	2.8	1000	1500	2.0	120	1	20	210	\$2,625
SEA4-20024A	1.106-584.0	MS	4.2	2000	1281	6.2	230	1	29	285	\$3,325
SEA4-20024B	1.106-585.0	MS	4.2	2000	1281	6.2	230	3	11	255	\$3,325
SEA4-20024C	1.106-586.0	MS	4.2	2000	1281	6.2	460	3	11	260	\$3,325
SEA4-20024H	1.106-587.0	MS	4.2	2000	1281	6.2	208	3	16	265	\$3,325
SEA4-30024B	1.106-588.0	MS	3.5	3000	1070	7.5	230	3	19	275	\$3,700
SEA4-30024C	1.106-589.0	MS	3.5	3000	1070	7.5	460	3	11	270	\$3,700

Field Installed Options & Accessories	List Price
9.801-036.0 Cox Hose Reel Kit (floor stand / wall mount)	\$425.50
8.903-521.0 E-Zee Hose Reel & Mounting Kit (fits wheel kit)	\$237.00
9.802-265.0 Hose Reel, Mini, (fits wall bracket, 150' capacity)	\$311.50
8.711-860.0 Hose Reel, Mini, (fits wall bracket, 100' capacity)	\$290.50
9.801-035.0 Wheel Kit (4 casters)	\$294.00
9.801-031.0 Wheel Kit with Detergent Rack	\$397.50
8.903-040.0 24" Floor Stand	\$269.00
9.801-034.0 36" Floor Stand	\$288.50
8.903-617.0 36" Floor Stand (stainless steel)	\$668.00

- ♦ Factory Installed
- ♦ Not compatible with LanCom
- \* Float Tank cannot be ordered with Wheel Kit
- ◊ Not compatible with Auto Start/Stop or Float Tank options

Field Installed Options & Accessories	List Price
<b>Stainless Steel Models Only</b>	
8.930-163.0 LanCom Wireless Remote Control, 1-Step Detergent ♦◊	\$963.00
8.930-177.0 LanCom Wireless Remote Control, 2-Step Detergent ♦◊	\$1,209.00
8.903-461.0 Remote On/Off Switch Option (Time Delay units only) ♦♦	\$74.00
8.930-358.0 Additional LanCom Remote	\$275.50
8.903-619.0 Wall Mount Bracket Assembly	\$452.50
8.930-131.0 Wall Mount Bracket for Fixed LanCom Remote	\$22.80
8.903-511.0 Auto Start/Stop (Replaces Time Delay Shutdown) ♦◊	\$33.00
8.904-527.0 Wheel Kit with Detergent Rack (stainless steel)*	\$1,030.00
8.903-448.0 Float Tank Option with Inlet Soap Injection ♦*◊	\$394.00

<b>Mild Steel Models Only</b>	
9.801-011.0 Auto Start/Stop ♦*	\$335.00
9.801-013.0 Hour Meter ♦	\$66.00
9.801-012.0 Time Delay Shutdown ♦	\$335.00
9.801-033.0 Wall Mount Bracket Assembly	\$149.50

## MPE



### Cold Water > Electric Powered

With a variety of available engines delivering up to 5000 PSI, there is no other cold water pressure washer on the market with such versatility and blasting power as these series offer. Portable and rugged, they come equipped with a high-impact steel roll cage and lifting bar and either two (MP) or four (MPE) 13" flat-free tires for easy all-terrain maneuverability, making them excellent choices for tackling a variety of cleaning sites. They include 50' of high-pressure hose rated up to 6000 PSI – more than enough for removing the toughest dirt and grime from your equipment.



- Up to 5.0 GPM and 5000 PSI
- Belt-Drive Landa Kärcher Group Pump with 7-year warranty
- Rugged roll cage and 10-gauge steel chassis protected with weather-resistant epoxy powder coat paint
- Lifting bar for easy maneuverability
- Flat-free tires

Model #	Part #	GPM	PSI	Pump RPM	Motor HP	Volts	Phase	Amps	Ship Wt (lbs)	List Price
MPE5-50024B	1.106-001.0	5.0	5000	1900	20.0	230	3	48	534	\$7,500
MPE5-50024C	1.106-002.0	5.0	5000	1900	20.0	460	3	26	511	\$7,500

Field Installed Options & Accessories			List Price
9.801-028.0	E-Zee Hose Reel Kit, (single axle, 100' capacity)		\$290.00
9.801-029.0	Non-Pivot Hose Reel Kit, (tandem axle, 100' capacity)		\$486.50



## ZE/ZEF



ZE2-11026D



ZEF2-14024D


### Cold Water > Electric Powered

And when it comes to convenience, our ZE/ZEF series can't be beat. This tough handheld unit is designed specifically for cleaning in tight quarters, and comes standard with a remote on/off switch and auto start/stop. An optional wall mount and wand holder kit is available for those shops where space is at a premium. An extra set of illustrated operation and warning stickers can be placed at eye level, ensuring the safety of all employees in your plant. While it is an excellent choice for cleaning indoor work areas and equipment, its industrial-strength motor and rugged frame make it an effective choice for outdoor jobs, as well.



- Up to 2.0 GPM, 1000 PSI on ZE; up to 1.8 GPM, 1400 PSI on ZEF
- Direct-Drive Landa Kärcher Group Pump with 7-year warranty on ZEF
- Direct-Drive axial pump with 1-year warranty on ZE
- Auto Start/Stop comes standard on ZEF
- Remote wall switch with 10-foot electrical cord supplied with each ZEF for convenience in turning on the unit at a wash station separated from the unit

Model #	Part #	GPM	PSI	Pump	Pump RPM	Motor HP	Volts	Phase	Amps	Ship Wt (lbs)	List Price
ZE2-11026D	1.106-023.0	2.0	1000	Axial	3450	1.5	120	1	15	93	\$999

Model #	Part #	GPM	PSI	Pump RPM	Motor HP	Volts	Phase	Amps	Ship Wt (lbs)	List Price
 ZEF2-14024D	1.107-090.0	1.8	1400	1725	2.0	120	1	20	125	\$1,760

Field Installed Options & Accessories		List Price
8.920-952.0	Wall Mount & Wand Holder	\$236.00
8.904-464.0	Quick-Coupled Soap Injector, 6' Poly Tubing	\$47.80

## HS & NG




### Hot Water Generators

When you want to boost the cleaning power of your cold water pressure washer without upgrading to a new machine, consider an alternative: one of Landa Kärcher Group's hot water generators. Simply attach either the natural gas heated NG or the electric-powered, diesel or oil heated HS to your cold water pressure washer, and transform your machine into a powerful hot water washer. The stationary NG includes an option for LP gas and features an electronic ignition, while the HS comes standard with 10" wheels for portability. Landa Kärcher Group emphasizes safety as well as quality, and both machines are outfitted with a trio of safety features (a rupture disk, high-limit thermostat, and flow switch) to prevent heat and pressure from building up excessively, providing you with the assurance that your equipment is both efficient and safe!



- Increases incoming water temperature as much as 150°F above the water's ambient temperature, depending on the flow rate
- Features a high-efficiency burner
- 12-gauge steel chassis with weather-resistant epoxy powder coat paint
- Extra-durable heating coil made of leak-free, cold-rolled, Schedule 80 steel pipe with 5-year warranty

Model #	Part #	GPM	PSI	Volts	Phase	Amps	BTUs	Ship Wt (lbs)	List Price
 HS-3000	1.103-900.0	up to 6	3000	120	1	5	420,000	425	\$3,450

Model #	Part #	Fuel	GPM	PSI	Max BTUs	Ship Wt (lbs)	List Price
NG-3000	1.103-901.0	Natural Gas	Up to 6	3000	420,000	450	\$3,450
NG-3000LM	1.103-902.0	Natural Gas	Up to 10.6	3000	800,000	900	\$6,550

#### Field Installed Options & Accessories

HS Models Only			List Price
9.804-067.0	E-Zee Hose Reel (100' capacity)		\$107.50
8.903-522.0	E-Zee Hose Reel Mounting Kit		\$262.00
8.903-530.0	Stainless Steel Outer Wrap ♦		\$544.00

♦ Factory Installed

#### Field Installed Options & Accessories

NG Models Only			List Price
9.801-042.0	LP Conversion Kit (for NG-3000) ♦		\$75.00
8.904-068.0	LP Conversion Kit (for NG-3000LM) ♦		\$77.00
9.802-633.0	LP Regulator Assembly		\$284.50
9.801-040.0	Draft Diverter, 10" (NG-3000)		\$141.00
8.717-730.0	Draft Diverter, 12" (NG-3000LM)		\$219.50
8.912-689.0	Support Table, 8" (for NG-3000LM)		\$455.50

♦ Factory Installed





# Specialty Floor Care



# Innovation at Every Turn

Let us help you become more productive and profitable

Kärcher is the world market leader in cleaning products. For more power with less consumption and shorter cleaning times. Kärcher has the right equipment with truly innovative solutions that are often game-changers in the industry. Our goal is to help you Get Dialed In no matter what your needs.

# KM 70/20 C



**Lightweight and simple – for quick clean-ups.**

The KM 70/20 C is ideal for sweeping small areas indoors and outdoors. It cleans better and faster than a broom and is almost dust-free thanks to the controlled air flow and integrated dust filter.

## KM 70/20 C

- 28" cleaning path
- Roller broom driven via both wheels
- Direct-throw sweeping
- Limited slip differential drive system
- Adjustable side broom and roller broom

## KM 70/20 C 2SB

- 38" cleaning path
- Roller broom driven via both wheels
- Direct-throw sweeping
- Limited slip differential drive system
- Adjustable side broom and roller broom

### Technical data

<b>Working width</b>	<b>inches</b>	18.8 (480 mm)	18.8 (480 mm)
<b>Working width with 1 side broom</b>	<b>inches</b>	28 (700 mm)	—
<b>Working width with 2 side brooms</b>	<b>inches</b>	—	38 (960 mm)
<b>Drive</b>		manual	manual
<b>Max. area performance</b>	<b>ft<sup>2</sup> / h</b>	30,000	39,600
<b>Sweeping method</b>		Direct throw	Direct throw
<b>Waste container</b>	<b>gallon</b>	11 / 1.5 cubic ft / (42 l)	11 / 1.5 cubic ft / (42 l)
<b>Weight</b>	<b>lbs</b>	51 (23 kg)	57 (26 kg)
<b>Dimensions (L x W x H)</b>	<b>inches</b>	51.2 x 30.14 x 40.7 (1300 mm x 850 mm x 1050 mm)	51.2 x 37.8 x 40.7 (1300 mm x 960 mm x 1050 mm)

Model #	Part #	Description	List Price
KM 70/20 C	1.517-106.0	19" walk-behind sweeper	\$1,030
KM 70/20 C	1.517-107.0	19" walk-behind sweeper, dual-brushes	\$1,070

Accessories	List Price
6.966-005.0 Standard Side Broom - Broom only * (water-resistant universal bristles, extremely durable, suitable for all types of surfaces)	\$94
6.906-041.0 Standard Roller Broom * (water-resistant universal bristles, extremely durable, suitable for all types of surfaces)	\$150
4.040-772.0 Dust Filter *	\$57
2.640-908.0 Litter Picker (for picking up waste)	\$100

\* Included

# KM 75/40 W Bp



## Clean entry into the walk-behind class.

Compact and agile, the KM 75/40 W Bp cleans small to medium-sized areas with excellent results. With convenient traction drive and powerful vacuum system, available with silent battery-powered motor.

### KM 75/40 W Bp

- Waste container with trolley grip
- Roller broom changeover without tools
- Efficient filter cleaning system with clean filter replacement without tools

#### Technical data

<b>Working width with 1 side broom</b>	<b>inches</b>	30 (750 mm)
<b>Drive</b>		DC motor; .5 hp / 400 W
<b>Max. area performance</b>	<b>ft<sup>2</sup> / h</b>	36,328
<b>Waste container</b>	<b>gallons</b>	10.5 / 1.4 cubic ft / (40 l)
<b>Power source</b>		2 x 12 V 70 ah AGM batteries
<b>Sweeping method</b>		Overthrow
<b>Climbing ability</b>		12 %
<b>Working speed</b>	<b>mph</b>	2.8 (4.5 km / h)
<b>Filter area</b>	<b>in<sup>2</sup></b>	2,790 (1.8 m <sup>2</sup> ) - flat, pleated with manual shaker
<b>Weight</b>	<b>lbs</b>	172 (78 kg) without batteries
<b>Dimensions (L x W x H)</b>	<b>inches</b>	56 x 30 x 46.5 (1430 mm x 780 mm x 1180 mm)

Model #	Part #	Description	List Price
KM 75/40 W Bp	9.840-739.0	30" walk-behind sweeper	\$6,065

Accessories	List Price
8.631-173.0 Battery, 12V AGM 70 Ah *	\$608
8.629-377.0 Charger, 24V 25A AGM C50 *	\$772
6.905-626.0 Side Broom, KM Soft Bristle *	\$95
6.906-884.0 Main Broom, KM 75/40W Bp *	\$260
5.731-635.0 Filter, KM 75/40W Bp *	\$120
6.905-625.0 Side Broom, KM, Hard for Difficult/Heavy-Duty Cleaning	\$145
6.906-885.0 Side Broom, Radius 300	\$334
6.906-950.0 Anti-Static Rolling Brush	\$323
2.641-571.0 Carpet Sweeping Kit (includes fluff filter, anti-static roller brush and triple caster)	\$1,110
6.906-886.0 Main Roller Broom, Soft/Natural (specifically designed with natural bristles for sweeping fine dust on smooth indoor floors)	\$543

\* Included

# PUZZI 8/1 C



## Handy and compact.

The handy, compact and powerful Puzzi 8/1 C spray extraction cleaner is ideal for small areas and interim cleaning with excellent cleaning results.

### Puzzi 8/1 C

#### Technical data

Max. area performance	ft <sup>2</sup> / h	129 – 194 ft <sup>2</sup> / hr
Air flow rating	cfm	115 cfm (58 l / sec)
Spray rate	gallons	.26 gallon / min (1 l / min)
Spray pressure/back pressure	psi	14.5 psi (1 bar)
Tank (fresh/dirty)	gallons	2 gallon / 1.8 gallon (8 l / 7 l)
Power rating (fan/pump)	W	1,100 W / 40 W
Vacuum motor	hp	1.5 hp (1,100 W)
Water lift rating	inches	87" (216 mbar)
Moisture recovery rate		Up to 96%*
Noise	dBA	71 dBA
Weight	lbs	19.8 lbs (9 kg)
Dimensions (L x W x H)	inches	20.8" x 13" x 17.3" (530 mm x 330 mm x 440 mm)

\*Varies depending on carpet fiber type or material being cleaned.

Model #	Part #	Description	List Price
Puzzi 8/1 C	1.100-228.0	with 98.5" spray hose with integrated water feed and hand tool	\$746

Accessories		List Price	Accessories		List Price
6.391-410.0	8' Hose, Complete with Couplers *	\$109	4.130-083.0	Venetian Blind Kit (requires 6.389-293.0 Coupler)	\$695
4.130-116.0	4.33" Upholstery Hand Tool *	\$116	4.130-128.0	Stair Cleaning Tool, 9"	\$257
4.130-127.0	Floor Wand, 2-Part with Aluminum Tube	\$182	6.391-411.0	13' High Pressure Solution & Vacuum Hose	\$275
4.130-394.0	Floor Wand, Quick-Action Coupling, Aluminum Tube and Metal Nozzle	\$264	4.130-117.0	Stone & Hard Surface Nozzle	\$640
4.762-220.0	Hard Surface Kit (attaches to 4.130-127.0 & 4.130-394.0 wands)	\$39	4.762-219.0	Hard Surface Adapter for Standard Hand Tool	\$60
2.638-778.0	Window Cleaning Kit with 6.5 ft (2M) Hose (requires 2.389-293.0 Coupler)	\$261	6.290-500.0	RM 760 Tablets, 200 Count	\$317
			6.290-828.0	RM 760 Tablets, 16 Count	\$43

\* Included

## NT 25/1 AP



### Continuous performance and power.

The NT 25/1 Ap is a commercial grade dust extractor that provides dependable, trouble-free operation due to an advanced filtration system. Our patented Tact filter technology ensures continuous fine and coarse dust retrieval without a need to shut down to change or clean your filter. Suction remains constant throughout the entire job without loss in performance or power.

#### NT 25/1 Ap

- Tact – Auto Filter Clean System
- Accessory/suction hose storage
- Self-cleaning filter

#### Technical data

Container capacity	gallons	6.6 (0 l)
Vacuum	PSI	3.68
Max. power rating	Watts	1,380
Filtration system		Tact
Cable length	feet	24 (7 m)
Hose length & diameter	ft x in	8 x 1.37 (2,438 mm x 35 mm)
Air flow rate	cfm	150
Operating noise level	dBA	67
Weight	lbs	23 (10 kg)
Dimensions (L x W x H)	inches	20 x 15 x 19 (520 mm x 380 mm x 480 mm)

Model #	Part #	Description	List Price
NT 25/1 Ap	1.184-868.0	6.6-gallon dry vacuum with Tact	\$408

Accessories	List Price
8.923-366.0 Flat Pleated Filter - PES - BIA - C Dust Class M (rot-proof polyester fleece) *	\$46
8.923-370.0 Suction Tube DN35 (chromiumplated metal, 1 x 0.5 m) *	\$21
8.923-372.0 Crevice Nozzle (plastic, length: 210 mm) *	\$11
8.923-367.0 Suction Hose 35 mm (static dissipation suction hose) *	\$102
8.923-373.0 Tank Liner Inserts (10 plastic inserts for HEPA applications)	\$72
8.923-364.0 Paper Filter Bags (5 BIA (U, S, G, C) dust class M filter bags)	\$51
8.923-365.0 Paper Filter Bags (5 BIA (U, S, G, C) dust class M with reinforced out ply filter bags)	\$56

\* Included

Accessories	List Price
8.923-368.0 HEPA Filter - Dust Class H (glass-fiber layers increases filter capacity when vacuuming health-endangering and carcinogenic dust)	\$102
5.031-718.0 Elbow (compatible with NT 25/1 and NT 35/1)	\$20
8.923-371.0 Rotatable Suction Brush - (DN 35) with Natural Bristles Size 70 x 45 mm (cow hair)	\$15
8.923-369.0 Power Tool Adapter - for connecting power tools to an industrial C or C-DN 35 suction hose	\$15

# NT 35/1 ECO

## Efficient vacuum cleaner.

These powerful vacuum cleaners pick up coarse dirt and liquids as well as large quantities of fine dust. Tact, the fully automatic cleaning system, cleans the filter with strong air blasts. Ideal for long periods of uninterrupted use and constant high suction power.



### NT 35/1 Eco

- Tact – Auto Filter Clean System
- Accessory/suction hose storage
- Self-cleaning filter
- No filters to install or remove
- Electronic tank level monitor

#### Technical data

Container capacity	Gallons	9.2 (35 l)
Vacuum motor	AMPS	8
Water lift	inches	88"
Max. power rating	Watts	1,265 W
Filtration system		Tact
Cable length	feet	25 (7.6 m)
Hose length & diameter	ft x in	8 x 1.37 (2,438 mm x 35 mm)
Air flow rate	cfm	120
Operating noise level	dBA	67 dBA
Weight	lbs	25.3 (11.5 kg)
Dimensions (L x W x H)	inches	20.4 x 15 x 22.8 (520 mm x 380 mm x 580 mm)

Model #	Part #	Description	List Price
NT 35/1 Eco	1.184-854.0	9-gallon wet/dry vacuum with Tact	\$708

Accessories	List Price
6.904-210.0 NT 35/1 Paper Filter Bag 5-Pack (1 included with Machine) *	\$54
6.903-284.0 Floor Tool *	\$77
6.900-514.0 Suction Tube DN35 *	\$23
5.031-718.0 Elbow *	\$20
6.906-240.0 Crevice Nozzle, 1.4" *	\$4
4.440-626.0 Suction Hose C DN35 8' *	\$40
5.453-042.0 Sleeve Tool *	\$28
6.903-033.0 11.4" Crevice Tool, Plastic	\$7
6.906-554.0 14.2" x 1.6" ID All-Purpose Floor Tool Plastic with Rollers, Brush Strips and Standard Squeegee	\$51
6.902-081.0 1.6' Metal Suction Tube Stainless Steel	\$54
6.906-321.0 1.6" x 13' Suction Hose with Clip Connections	\$74

\* Included

## NT 48/1



### Standard class – high suction.

These standard class wet and dry vacuum cleaners are ideal for wet and dry vacuuming of small areas with powerful suction performance. Robust, affordable and versatile, they effortlessly pick up dirt and liquid and are ideal for contract cleaners and for use in the automotive industry.

#### NT 48/1

- Optional wet filter bags for water pick up
- Drain hose
- Electronic tank level monitor

#### Technical data

Container capacity	gallons	12.6 (48 l)
Vacuum motor	AMPS	10
Water lift	inches	80
Max. power rating	Watts	1,200
Filtration system		Traditional cylindrical
Cable length	feet	25 (7.6 m)
Hose length & diameter	ft x in	8 x 1.37 (2,438 mm x 35 mm)
Air flow rate	cfm	141
Operating noise level	dBA	66
Weight	lbs	22 lbs (10 kg)
Dimensions (L x W x H)	inches	19 x 15.4 x 30.3 (485 mm x 390 mm x 770 mm)

Model #	Part #	Description	List Price
NT 48/1	1.428-623.0	28" walk-behind sweeper	\$443

Accessories			List Price	Accessories			List Price
6.904-285.0	Paper Filter Bag * (5-Pack, 1 Bag Included with Machine)		\$63	6.906-383.0	17.7" Aluminum All-Purpose Head with Height-Adjustable Rollers, Brush Stripes and Oil-Resistant Squeegees		\$332
4.440-626.0	8' x 35 mm Hose w/ Comfort. Hand Grip *		\$40	2.860-113.0	6.3" Turbo Nozzle, Plastic w/ Reducer 35/32		\$146
6.906-240.0	Crevice Nozzle, DN35 *		\$4	2.860-114.0	10.6" Turbo Nozzle, Plastic w/ Reducer 35/32		\$213
6.906-512.0	All-Purpose Nozzle		\$43	6.903-033.0	11.4" Crevice Tool		\$7
6.900-385.0	8.3" All Purpose Crevice Nozzle		\$12	6.900-922.0	14.6" Crevice Nozzle, Metal		\$127
6.900-514.0	1.6' Metal Suction Tube (35 mm ID)		\$23	6.905-817.0	15.8" Crevice Nozzle, Metal		\$135
6.414-789.0	Cylindrical Dust Filter		\$31	6.906-108.0	3.5" Car Cleaning Nozzle, 35 mm ID		\$43
6.903-034.0	Radiator Brush (for use with 6.900-385.0)		\$24	6.900-952.0	3.5" Car Cleaning Nozzle, 40 mm ID		\$69
6.906-384.0	14.6" Aluminum All-Purpose Nozzle with Height-Adjustable Rollers, Brush Strips and Oil Resistant Squeegees		\$243	6.900-233.0	4.7" Plastic Upholstery Nozzle, 35 mm ID		\$15
6.906-513.0	10.2" Plastic All-Purpose Nozzle with Height-Adjustable Rollers, Brush Stripes and Rubber Lips		\$91	6.903-035.0	Plastic, Pipe Diameter 3.9"		\$136
6.903-018.0	14.6" Aluminum All-Purpose Head with Height-Adjustable Rollers, Brush Stripes and Rubber Lips		\$273	6.903-036.0	Plastic, Pipe Diameter 7.8"		\$149
6.906-554.0	14.2" Plastic All-Purpose Head w/ Rollers, Brush Strips and Standard Squeegee		\$51	6.903-862.0	Suction Brush, Natural Hair, Pivotal, 35 mm ID		\$25
				2.860-116.0	Nozzle Set, Crevice Tool, Upholstery Tool, Round Brush, 35 mm ID		\$53
				2.863-147.0	All-Purpose Brush, Soft Bristles 35 mm ID		\$71
				8.622-960.0	Replacement Squeegee for Recover 12 w/ Squeegee		\$47

\* Included

# NT 68/1



## Designed with water pick-up in mind.

The NT 68/1 offers more efficient water pick up with its front mounted and self-adjusting squeegee assembly. It's unique 18 gallon capacity is designed to empty complete without the need for tipping.

### NT 68/1

- 24" Front-mounted squeegee
- On-board tool and safety sign storage
- Ergonomic and durable powder-coated handle
- Crush-proof hose
- Large transport wheels

#### Technical data

Container capacity	gallons	18 (68 l)
Vacuum motor	AMPS	10
Water lift	inches	80"
Max. power rating	Watts	1380
Cable length	feet	50
Hose length & diameter	ft x in	8 x 1.37 (2,438 mm x 35 mm)
Air flow rate	cfm	142 cfm
Operating noise level	dBA	71 dBA
Weight	lbs	64 (29 kg)
Dimensions (L x W x H)	inches	35.5 x 24.5 x 37.5 ( 901 mm x 622 mm x 953 mm)

Model #	Part #	Description	List Price
NT 68/1	1.103-494.0	18-gallon wet vacuum with 24" front squeegee, with tools	\$1,020

Accessories		List Price	Accessories		List Price
6.414-789.0	Cylindrical Dust Filter	\$31	2.860-114.0	10.6" Turbo Nozzle, Plastic w/ Reducer 35/32	\$213
6.904-285.0	Paper Filter Bag (5-Pack, 1 Bag Included with Machine)	\$63	6.900-385.0	8.3" (210 mm) Crevice Nozzle, Plastic	\$12
6.900-385.0	8.3" All Purpose Crevice Nozzle	\$12	6.900-922.0	14.6" Crevice Nozzle, Metal	\$127
6.906-240.0	Crevice Nozzle, DN35	\$4	6.905-817.0	15.8" Crevice Nozzle, Metal	\$135
6.906-384.0	14.6" Aluminum All-Purpose Nozzle with Height-Adjustable Rollers, Brush Strips and Oil Resistant Squeegees	\$243	6.903-033.0	11.4" (290 mm) Crevice Nozzle, Plastic	\$7
6.906-513.0	10.2" Plastic All-Purpose Nozzle with Height-Adjustable Rollers, Brush Stripes and Rubber Lips	\$91	6.906-108.0	3.5" Car Cleaning Nozzle, 35 mm ID	\$43
6.903-018.0	14.6" Aluminum All-Purpose Head with Height-Adjustable Rollers, Brush Stripes and Rubber Lips	\$273	6.900-952.0	3.5" Car Cleaning Nozzle, 40 mm ID	\$69
6.906-554.0	14.2" Plastic All-Purpose Head w/ Rollers, Brush Strips and Standard Squeegee	\$51	6.900-233.0	4.7" Plastic Upholstery Nozzle, 35 mm ID	\$15
6.906-383.0	17.7" Aluminum All-Purpose Head wit Height-Adjustable Rollers, Brush Stripes and Oil-Resistant Squeegees	\$332	6.903-034.0	Radiator Brush (for use with 6.900-385.0)	\$24
2.860-113.0	6.3" Turbo Nozzle, Plastic w/ Reducer 35/32	\$146	6.903-035.0	Plastic, Pipe Diameter 3.9"	\$136
6.906-554.0	14.2" Plastic All-Purpose Head w/ Rollers, Brush Strips and Standard Squeegee	\$51	6.903-036.0	Plastic, Pipe Diameter 7.8"	\$149
			6.903-862.0	Suction Brush, Natural Hair, Pivotal, 35 mm ID	\$25
			2.860-116.0	Nozzle Set, Crevice Tool, Upholstery Tool, Round Brush, 35 mm ID	\$53
			2.863-147.0	All-Purpose Brush, Soft Bristles 35 mm ID	\$71

\* Included

# BD 50/50 C Classic BP



## Professional cleaning performance, easier.

This economically-designed scrubber provides you all the cleaning power to take on large applications - perfect for retail environments, schools and health care facilities.



### BD 50/50 C Classic BP

- 20" disc brush or pad driver
- EASY-Operation
- Dial-adjustable squeegee
- Easy access to batteries

#### Technical data

Working width, brushes or pads	inches	20
Working width, vacuuming	inches	33.5
Practical area performance	ft <sup>2</sup> / h	13,200
Fresh/dirty water tank volume	gallons	14 / 14
Water flow max.	gpm	.608
Minimum turning radius	inches	59
Power rating, overall machine	W	1100
Weight (without battery)	lbs	126
Operating noise level	dBA	66
Dimensions (L x W x H)	inches	47 x 21 x 39
Contact pressure	lbs	59-62

Model #	Part #	Description	List Price
BD 50/50 C Classic BP - Disc Brush	9.841-369.0	20" disc brush scrubber with 105 Ah batteries and shelf charger	\$4,520
BD 50/50 C Classic BP - Disc Brush	9.841-370.0	20" disc brush scrubber with 100 Ah AGM batteries and shelf charger	\$5,000
BD 50/50 C Classic BP - Pad Driver	9.841-384.0	Pad driver scrubber with 105 Ah batteries and shelf charger	\$4,520
BD 50/50 C Classic BP - Pad Driver	9.841-385.0	Pad driver scrubber with 100 Ah AGM batteries and shelf charger	\$5,000

#### Accessories

	List Price
4.905-026.0 Brush, Medium Red (for disc machines only) *	\$250
4.762-534.0 Pad Drive Board (for pad driver versions only) *	\$215
6.369-079.0 Pad, Medium Soft Red [5 pieces] (for pad machines only) *	\$95
4.777-411.0 Squeegee, 33.5" Curved *	\$686
4.905-027.0 Brush, Soft Natural	\$225
4.905-029.0 Brush, Hard Black	\$345
6.369-078.0 Pad, Medium Hard Green	\$95
6.369-077.0 Pad, Hard Black	\$95
6.369-468.0 Pad, Beige	\$95

\* Included

#### Accessories

	List Price
6.371-146.0 Pad, Beige (natural fiber, 5 pieces)	\$355
4.777-401.0 Squeegee, 33.5" Straight	\$788
5.035-488.0 Home Base Adapter	\$4
6.980-077.0 Double Hook	\$8
4.035-406.0 Home Base Box Kit	\$97
6.980-078.0 Mop Clip	\$7
6.980-080.0 Bottle Hook	\$12
4.070-075.0 Universal Hook	\$34

# SG1 C BP Gum Remover

Turn up the heat on removing gum once and for all.

The Kärcher SG1 Bp is the innovative new solution that vaporizes gum with heat. Safe to use on stone, concrete and even carpet. Great for maintaining shopping malls, schools, train stations, airports and supermarkets.



## SG1 C Bp

- 1-year warranty
- Long-life lithium battery

### Technical data

Run time	hours	4
Weight	lbs	11
Dimensions (L x W x H)	inches	4.5 x 13 x 20.5

Model #	Part #	Description	List Price
SG1 C BP Gum Remover	1.013-104.0	Gum remover, 11 lbs with 4 hour run time	\$3,060

Accessories	List Price
8.639-871.0 Service Box, 8-9 hours of operation, includes 2 bottles of fuel, 4 bottles of chemical, and 2 stainless steel brushes	\$157
8.640-135.0 Stainless steel brushes (2-Pak) (for outdoor hard surfaces)	\$25
8.640-136.0 Green polypropylene brushes (2-Pak) (for carpet and material)	\$20

## AB 84 CUL



### Dry within minutes.

The powerful AB 84 air blower moves up to 3,000 cfm of air cutting drying times by up to 50%! The ideal solution for use in the building trade and for water damaged areas.



- The AB 84 air blower shortens the drying time of spray-extracted or shampooed carpets by up to 50%.
- Built in carpet clip for use with flood restoration.
- For use with everything from emergency air removal from buildings to inflatable play grounds.

### AB 84 CUL

- Wheels and push handle make this air blower easy to transport
- Sturdy, four-point motor mount
- Three standing positions

#### Technical data

Air flow rate (levels 1/2/3)	m <sup>3</sup> /min	56 m <sup>3</sup> /min / 70 m <sup>3</sup> /min / 84 m <sup>3</sup> /min
Fan speed (levels 1/2/3)	rpm	1050 rpm / 1350 rpm / 1600 rpm
Cable length	inches	25 (7.62 m)
Max. intake	Watts	700
Weight	lbs	39 (17.6 kg)
Dimensions (L x W x H)	inches	22.8 x 16 x 10.4 (580 mm x 410 mm x 264 mm)

Model #	Part #	Description	List Price
AB 84 CUL	1.004-053.0	3-speed commercial air blower	\$306

# BV 11/1 HEPA



BV 11/1

- 2.5 gallon capacity
- Ergonomically designed
- 6-piece tool kit
- Molded polyethylene housing

## Technical data

Air flow rate	cfm	112 (52 l / s)
Water lift rating	inches	104 water lift
Container capacity	gallons	2.5
Max. power rating	hp	1.6 hp – 1300 W, flow through design with internal thermal protection
Hose length / diameter	ft x in	5 x 1.5 (1.5 m / 38 mm)
Cable length	feet	50' (15.2 m)
Operating noise level	dBA	67
Weight	lbs	11 (5 kg)
Dimensions (L x W x H)	inches	23.7 x 8.8 x 10.5 (602 mm x 215 mm x 268 mm)

Model #	Part #	Description	List Price
BV 11/1	9.840-514.0	10-quart back pack vacuum	\$587

Accessories			List Price	Accessories			List Price
8.628-666.0	Wand, 2 PC Aluminum Double Curve *		\$58	9.840-611.0	Air Turbine Tool with Wand		\$265
8.619-894.0	Hose Assembly *		\$38	8.604-142.0	Vac Pac Floor Pick-Up Kit		\$207
8.639-285.0	HEPA Pleated Filter *(standard on HEPA models)		\$9	8.604-144.0	Vac Pac SpotLite Kit		\$120
8.619-884.0	Filter Bag Liner, Cloth VP10 *		\$38	8.604-145.0	Vac Quick Sweep		\$174
8.619-885.0	Filter Bag, VP10 Paper Pkg/10 *		\$33	8.628-332.0	Air Turbine Tool		\$156
8.619-887.0	Filter Dome *		\$2	8.628-454.0	Tool, Smooth Sweep		\$63
8.604-141.0	Tool Kit, Back-Pack Vacuum * (includes 5 items below)		\$95	8.628-463.0	Wand, 1 PC Chrome Steel Single Curve		\$115
8.628-451.0	Crevice Tool *		\$31	8.628-445.0	Tool, Carpet		\$54
8.600-008.0	5" Upholstery Tool *		\$33	8.628-444.0	Tool, Bristle Shod Dry Pick-Up		\$60
8.628-360.0	Upholstery Brush *		\$16	8.637-872.0	Hepa Filter VacPac Upgrade Kit (includes filters, gasket, filter housing, fastener set)		\$167
8.600-007.0	3" Dusting Tool *		\$25	8.637-871.0	Hepa Filter VacPac Kit, includes filters (Upgrade Kit 8.637-872.0 must be installed first)		\$155
8.600-009.0	Tube, 20" Extension *		\$13	9.840-632.0	Vac Pac 2-Piece Aluminum Wand		\$56
8.609-022.0	Spotter Wand (for use with 8.606-312.0 & 8.603-302.0)		\$34	8.619-876.0	Vac Pac Crevice Tool		\$18
8.606-312.0	Tool, Spot Lite (requires 8.609-022.0)		\$71	8.631-254.0	Harness Assembly, Complete for VP6 & VP10		\$98
8.603-302.0	Tool, Quick Sweep		\$68				
8.604-143.0	Vac Pac Overhead Kit		\$213				

\* Included

## CV 300



CV 300

**Dual motors for maximum power, superior maneuverability and quiet operation.**

Kärcher's CV dual-motor upright vacuums are designed to be simultaneously powerful, lightweight and easy to maneuver. Our 1,000 watt vacuum motors pick up more dirt in a single pass than their comparable single-motor counterparts while our patented filtration system filters out particulates and allergens down to 0.3 microns.

- Powerful dual motor upright vacuum
- innovative, articulating head for superior maneuverability
- Ergonomic carrying handle for easy transport

### Technical data

<b>Working width</b>	<b>inches</b>	12 (305 mm)
<b>Vacuum motor</b>	<b>HP</b>	1.4 / 1000 W
<b>Housing</b>		Injection molded, high impact ABS & PP plastic
<b>Brush drive</b>		Non-slip toothed belt, enclosed safety clutch & speed control
<b>Water lift</b>	<b>inches</b>	92
<b>Air flow rate</b>	<b>cfm</b>	102
<b>Brush motor</b>	<b>HP</b>	.24 / 175 W
<b>Brush speed</b>	<b>RPM</b>	2700
<b>Noise level</b>	<b>dBA</b>	69.5
<b>Wheels</b>	<b>inches</b>	2 diameter, rubberized
<b>Weight</b>	<b>lbs</b>	19.6
<b>Cable length</b>	<b>feet</b>	40, 18/3 SJT
<b>Dust bag</b>		Triple layer bag, 3.5 liter, top-loading
<b>Dimensions (L x W x H)</b>	<b>inches</b>	47 x 12 x 8.5 (1193 mm x 305 mm x 216 mm)

Model #	Part #	Description	List Price
CV 300	1.012-059.0	12" dual-motor upright commercial vacuum	\$349

Accessories			List Price	Accessories			List Price
8.600-495.0	Brush Roller 12" (CV300 & Axxess 12") *		\$31	8.632-399.0	Axxess Polisher Head		\$411
8.632-214.0	Exhaust Filter Back *		\$43	8.632-400.0	Axxess 12" Vacuum Head		\$304
8.628-477.0	Filter, Motor Protection *		\$16	8.632-052.0	Green Pad		\$72
8.632-244.0	Clips, Attachment Dark Gray		\$13	8.632-053.0	Yellow/Red Pad (1 each) Set		\$153
8.633-398.0	Filter Bag (10 PK)		\$22	8.631-214.0	Polisher Pad, Blue - Very Fine Abrasive		\$30
8.632-245.0	Crevice Tool, Dark Gray		\$26	8.628-479.0	Package of 10, 3-Ply, Dust Bags for AX12 and AX15		\$22
8.614-629.0	Upholstery Nozzle, Dark Gray		\$28	8.630-933.0	Replacement Vacuum Fan Exhaust Filter for AX12 and AX15		\$43
8.614-100.0	Dusting Brush, Dark Gray		\$29	8.614-367.0	Tool Attachment Clip for Carrying an Accessory Tool		\$6
8.604-147.0	Kit, CV Upright Tools, Crevice Nozzle, Upholstery Nozzle, and Mounting Clip		\$45	8.614-086.0	Crevice Tool		\$23
8.634-975.0	20" Extension Tool		\$18				

\* Included

# EB 30/1



## For fast & efficient sweeping.

Whisper-quiet electric broom for discrete and quick interim cleaning. Features Ni-Cad battery technology allows for long operating times - 30 minutes on carpets and up to 45 minutes on hard surfaces. Designed for commercial-duty, the EB 30/1 is durable and ergonomic. Includes one battery and charger.

### EB 30/1

Technical data		
Working width	inches	12" (300 mm)
Container capacity	gallon	.26 gallon (1 l)
Noise level	dBA	56 dBA
Operating time (carpet/hard surface)	min	30 min / 45 min
Battery charging time	hrs	12 hrs
Weight	lbs	5 lbs (2.3 kg)
Dimensions (L x W x H)	inches	9.8" x 11.8" x 43.3" (250 mm x 300 mm x 1100 mm)

Model #	Part #	Description	List Price
EB 30/1	1.545-121.0	12" Ni-Cad battery-operated sweeper	\$191

Accessories		List Price
4.654-259.0	Ni-Cad Battery *	\$73
6.646-670.0	Battery Charger *	\$16
4.762-400.0	Replacement Roller Brush, Packaged *	\$25
4.762-401.0	Roller Brush, Red, For Hard Surfaces	\$30
6.654-197.0	Rechargeable Battery Charger (For charging Kärcher rechargeable battery packs Ni-Cad, NiMH and Li-Ion type)	\$160

\* Included

# BDS 51/175 C



## Engineered for rugged dependability.

Kärcher's line of commercial-duty floor machines are built to endure the rigorous demand of commercial cleaning with rugged construction and durable time-tested components. Utilizing cast aluminum housings rather than poly or stamped frames, the BDS machines are available in single and dual speed models.

### BDS 51/175 C

- All-steel triple planetary gear transmission
- Sure grip handle height adjustment
- Durable cast aluminum switch housing

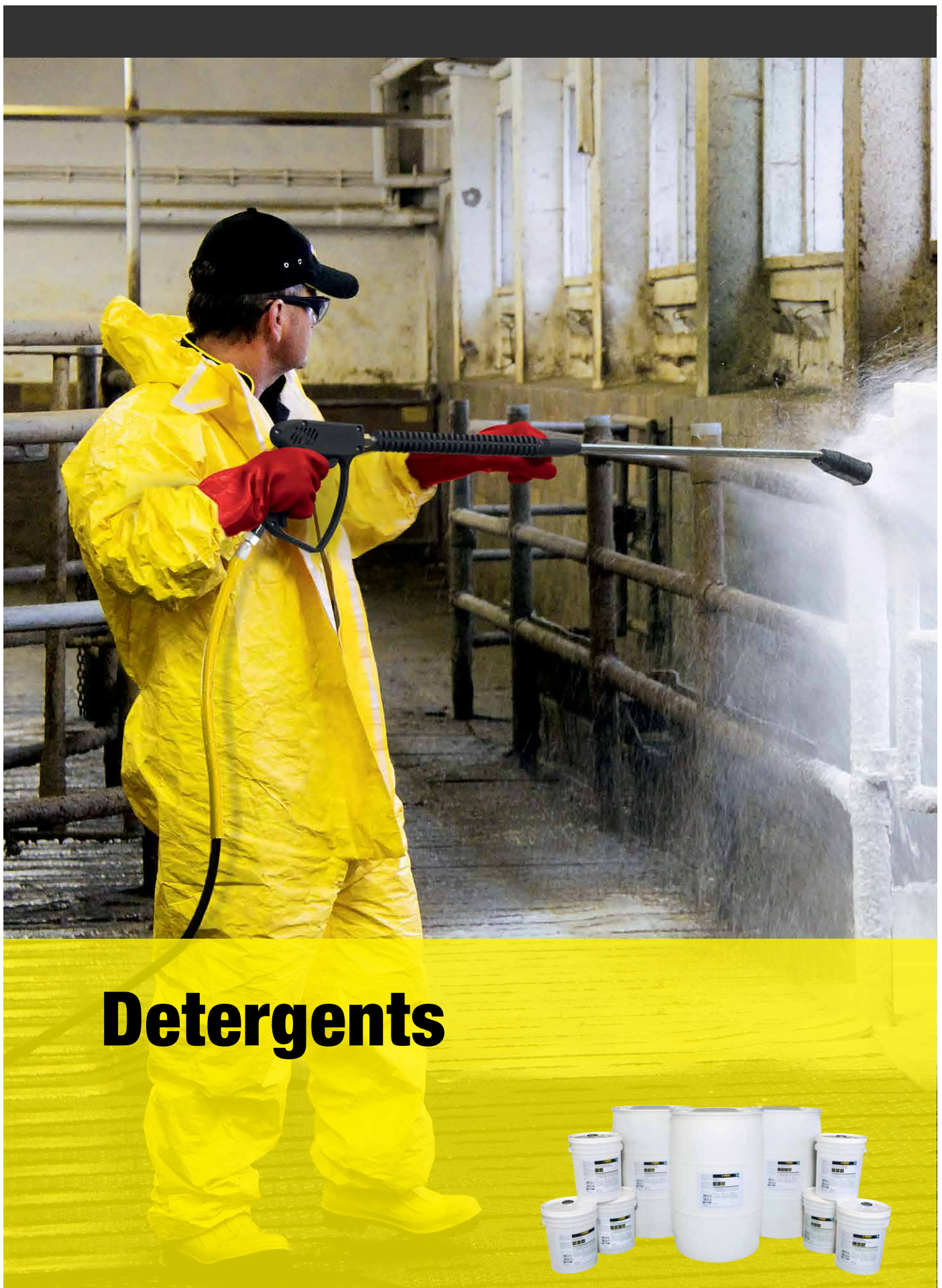
#### Technical data

Pad speed	rpm	175 rpm
Pad diameter	inches	20" (510 mm) for Dual Speed Machine
Pad drive diameter	inches	19" (480 mm)
Optional brushes		Nylon, Polypropylene, mild or aggressive grit
Motor	hp/rpm	1.5 hp single speed, 175 rpm
Construction		Die cast aluminum motor base and handle housing
Hand tube	inches	1.5" (4 cm) cold rolled steel and non-marking PVC grips
Wheels	inches	Two, 5" (127 mm) x 1.25" (30 mm) non-marking
Electric rating	V/hz	115 V, 60 Hz
Weight	lbs	112 lbs (51 kg)
Dimensions (L x W x H)	inches	24.5" x 21" x 47" (620 mm x 530 mm x 1190 mm)

Model #	Part #	Description	List Price
BDS 51/175 C	1.009-092.0	20" dual speed burnisher	\$1,015

Accessories	List Price
8.628-430.0 Pad Driver, 20" with Clutch Plate (BDS 51/175 C & Bolt 20") *	\$164
8.600-062.0 Solution Tank for BDS & Bolt Polishers, 4 gal. (15 ltr.)	\$239
8.600-507.0 Center Lock	\$23
8.628-369.0 20" Aggressive Grit Brush with Clutch Plate	\$323
8.628-378.0 20" Mild Grit Brush with Clutch Plate	\$323
8.628-379.0 20" Nylon Polish Brush with Clutch Plate	\$156
8.628-377.0 20" Nylon Scrub Brush with Clutch Plate	\$156
8.628-370.0 20" Polypropylene Brush with Clutch Plate	\$105
8.625-259.0 20" Sanding Disc	\$442

\* Included



# Detergents

# DETERGENTS

## General Purpose

General Purpose Cleaners: General Purpose and Floor Cleaners. Designed for daily cleaning of facility surfaces, tools and floors.

Product Description	pH	Color	Scent	Dilution	Foam	Hardness 1-5	Phosphate Free	Size	Part #	List Price
General Purpose Cleaner	9.6	purple	slight detergent	1:128	low	5	■	5 Gal	8.719-145.0	\$70.00
General Purpose Cleaner is a blend of ingredients formulated to provide a low-foaming detergent for safe removal of dirt and grime off a broad range of surfaces. It is formulated to pass through a pressure washer without damaging the high-pressure pump. This formula is ideal for power washing around a home or shop, including exterior walls, decks, driveways, and roofs. It is also effective in cleaning machinery, equipment, cars, RVs, and trucks. It is safe for cleaning indoors or outdoors.								55 Gal	8.906-714.0	\$694.00

## Automotive

Products designed specifically for soil conditions found on cars, vans and specifically vehicles with fine paint finishes. Effective and safe, phosphate free.

Product Description	pH	Color	Scent	Dilution	Foam	Hardness 1-5	Phosphate Free	Size	Part #	List Price
Auto Wash	9.6	purple	slight detergent	1:128	low	5	■	5 Gal	8.698-185.0	\$56.00
Auto Wash is a blend of ingredients formulated to provide a low-foaming detergent for safe removal of dirt and grime found on most vehicles. It is formulated to reduce water spots caused by hard water leaving a higher shine than most products. Auto Wash can pass through a pressure washer without damaging the high-pressure pump and is safe to use on aluminum, stainless steel, glass, plastic, paint and fine automotive finishes.								55 Gal	8.698-186.0	\$560.00

## Vehicle

Detergent and care for both Automotive and Fleet use. Safe for both, non phosphate and superior results.

Product Description	pH	Color	Scent	Dilution	Foam	Hardness 1-5	Phosphate Free	Size	Part #	List Price
Vehicle Wash and Wax Detergent	10.4	blue-green	fresh	1:150	high	5	■	5 Gal	8.698-172.0	\$80.00
Vehicle Wash and Wax Detergent saves you time and money when you clean and protect in one step. Good for autos and trucks and safe on any finish. Superior performance in hard water leaving a shine with a spot free rinse.								55 Gal	8.698-173.0	\$792.00
Vehicle Wax	7.0	straw	cashmere	1:2000	non-foaming	1	■	5 Gal	8.907-394.0	\$214.00
Added at the final rinse, Vehicle Wax is a long-lasting liquid wax that creates a durable finish that improves a vehicle's appearance and helps keeps dirt from adhering to the surface. It gives added protection against salt, air pollution and acid rain and can be used safely on virtually every surface, including aluminum, stainless steel, glass, plastic, paint and fine automotive paint finishes.										
Vehicle Pre-Soak	10.2	blue	citrus	1:60	high	4	■	5 Gal	8.698-223.0	\$99.00
Vehicle Pre-Soak is used to remove stubborn soils like bugs, tar, oil and grease deposits on vehicles. It's applied before washing in order to penetrate and break up soils and washed away when the rest of the vehicle washing is done. The more time you allow to soak, the less scrubbing is required. Vehicle Pre-Soak is safe to use on fine auto finishes and strong enough to work on transportation fleet vehicles.								55 Gal	8.698-224.0	\$980.00
Vehicle Tire and Rim Cleaner	12.9	colorless, clear	none	1:1	high	3	■	12 x 1 Qt	8.907-226.0	\$99.00
Vehicle Tire and Rim Cleaner is a fast and easy way to deep clean the black rubber, road film and brake dust soils from your tires and rims. Simply spray, wait and rinse. This product should be used to clean tire and wheels before adding tire dressing. Make tire dressings look better and last longer. Safe to use on all tires. Safe for steel and aluminum wheels, including coated wheels.										

## Fleet

Detergent and care for both Automotive and Fleet use. Safe for both, non phosphate and superior results.

Product Description	pH	Color	Scent	Dilution	Foam	Hardness 1-5	Phosphate Free	Size	Part #	List Price
Fleet Wash Detergent	10.4	green	fresh	1:150	high	5	■	5 Gal	8.698-168.0	\$70.00
Fleet Wash Detergent is a mild detergent designed for exterior cleaning of trucks, busses, equipment and implements. This special emulsifying formula contains high-powered cleaning agents that are effective on grease, road film and smoke trails. It is excellent as a pre-spray for cleaning engines, whitewall tires and vinyl and metal tops. Fleet Wash Detergent is phosphate-free and outperforms most competitive phosphate products. It is safe to use through a pressure washer. Fleet Wash Detergent can be used on polished aluminum, stainless steel, glass, plastic, and painted surfaces.								55 Gal	8.698-169.0	\$700.00
Heavy Equipment Detergent	11.8	dark brown	none	1:150	high	5	■	5 Gal	8.698-189.0	\$90.00
Heavy Equipment Detergent is an effective, safe detergent that can be used on any surface. It is excellent as a pre-spray for softening and breaking up dried on or baked on soils like mud, bugs, greasy film, diesel fuel, lubricants. Excellent foaming capability. It is safe to use through a pressure washer and can be used on polished aluminum, stainless steel, glass, plastic, paint. Heavy Equipment Detergent is phosphate-free and outperforms most competitive phosphate products.								55 Gal	8.698-190.0	\$900.00
Fleet Wash Solvent Detergent	9.0	light yellow	citrus	1:50	medium	1	■	5 Gal	8.913-772.0	\$152.00
Fleet Wash Solvent Detergent adds the cleaning properties of solvents to boost cleaning capability in order to remove heavy, petroleum-based soils. Citrus-based solvent helps break down these tough soils for fast, efficient removal, saving time and energy. It has the ability to penetrate and break down baked-on hydrocarbon-based soils, like exhaust trails and carbonized grease, yet is safe on most surfaces.								55 Gal	8.913-773.0	\$1,520.00
Fleet Aluminum Brightener	2.3	light straw color	sharp	1:5 1:20	medium	2	■	5 Gal	8.907-711.0	\$64.00
Fleet Aluminum Brightener is an extra-strength, acid-based, aluminum cleaner and brightener designed for non-polished aluminum tanks and trailers, aluminum wheels and for preparing aluminum for painting. Do NOT use on glass, polished aluminum or anodized aluminum. Fleet Aluminum Brightener is effective in removing grease, oils, baked-on carbon and diesel smoke. This formula is non foaming.								55 Gal	8.907-712.0	\$640.00
Fleet Trailer Cleaner	1.1	none	slight lemon	1:1	medium	4		5 Gal	8.698-174.0	\$76.00
Fleet Trailer Cleaner is a concentrated, non-etching, acid-based detergent formulated to quickly penetrate and remove grease, grime, dirt, road film and welding smut from polished aluminum and stainless steel surfaces. It shines aluminum and stainless by removing the oxidation that makes those surfaces dull looking.								55 Gal	8.698-175.0	\$752.00
Fleet Degreaser	11.5	red / orange	none	1:128	medium	5	■	5 Gal	8.698-166.0	\$86.00
Fleet Degreaser is a highly concentrated degreaser designed for petroleum based soils like heavy deposits of oil, grease and dirt as well as axle or fifth-wheel grease, hydraulic oils and diesel smoke stains. Fleet Degreaser is formulated to pass through a pressure washer without damaging the high-pressure pump and is, therefore, safe to use through a pressure washer. It is also safe to use on aluminum, stainless steel, glass, plastic, painted surfaces. Fleet Degreaser is phosphate-free and outperforms competitive phosphate formula products.								55 Gal	8.698-167.0	\$860.00

# DETERGENTS

Product Description	pH	Color	Scent	Dilution	Foam	Hardness 1-5	Phosphate Free	Size	Part #	List Price
Fleet Interior Tank Cleaner	13.0	none	none	1:30	medium	4	■	5 Gal	8.914-094.0	\$80.00
Fleet Interior Tank Cleaner is a highly concentrated and effective cleaner for the interior of tanks and vessels. Interior tank cleaning may or may not be accessible for manual brushing/scraping. This powerful formula can cut through many layers of soil with high pressure washing and soaking, eliminating the need to enter the tank. It is extremely effective in removing the most difficult-to-clean oil, grease and hydrocarbon-based deposits. It cuts grease, grime, oil, burnt carbon. Do not use on aluminum, magnesium, galvanized metal or fine painted surfaces. It is safe to use through a pressure washer and does not damage the high-pressure pump. This formula is phosphate-free and outperforms most competitive phosphate products.								55 Gal	8.914-096.0	\$792.00
Fleet Machine and Heavy Equipment Degreaser	11.8	brown	none	1:50	high	5	■	5 Gal	8.906-971.0	\$52.00
Fleet Machine and Heavy Equipment Degreaser is an extra-strong cleaner that is ideal for cleaning heavy equipment, over-the road vehicles and offroad machinery. It is especially effective cleaning exhaust stains, road grime and heavy deposits of dirt and oil. Fleet Machine and Heavy Equipment Degreaser is phosphate-free and outperforms competitive phosphate products. This powerful formula is not recommended for use on fine auto finishes, aluminum, magnesium and galvanized metal.								55 Gal	8.906-979.0	\$520.00
Concrete Remover	2.0	light yellow	sharp	1:1	low	3	■	5 Gal	8.698-181.0	\$106.00
Concrete Remover effectively removes concrete splatters and deposits from construction vehicles, equipment, tools and commercial surfaces. Not intended for use on fine automotive finishes. Always pre-test undiluted product in an inconspicuous area, to determine safety and suitability for the intended use.								55 Gal	8.698-182.0	\$1,050.00
Salt and Ice Melt Remover	11.4	red / orange	none	1:100	high	5	■	5 Gal	8.698-183.0	\$159.00
Salt and Ice Melt Remover is a combination detergent that removes heavy soil as well as all types of damaging road salt residue. Salt and Ice Melt Remover's unique chelating action breaks down the crystalline structure of ice melt salt and prevents it from crystallizing back on the surface so it can be easily rinsed away with the rest of the dirt. Effective on fine automotive finishes as well as construction equipment, trucks and fleet vehicles.								55 Gal	8.698-184.0	\$1,630.00

## Quick Break Detergents

Products formulated for effective cleaning which separate quickly after washing in order to be accepted into on-site treatment systems.

Product Description	pH	Color	Scent	Dilution	Foam	Hardness 1-5	Phosphate Free	Size	Part #	List Price
Quick Release Detergent	10.12	none	slight solvent	1:100	low	4	■	5 Gal	8.720-037.0	\$82.00
Quick Release Detergent is concentrated heavy duty vehicle wash formulated to quickly and effectively remove dirt, grime, grease and road film from vehicles. It is ideal for vehicle wash facilities where it can be used on tractor-trailers, heavy equipment, RVs, trucks, and autos. Quick Release Detergent is formulated to pass through a pressure washer without damaging the high-pressure pump and has an oil-water quick-release surfactant making it ideally suited for use with water treatment systems.								55 Gal	8.720-038.0	\$500.00

## Degreasers

Degreasers are designed to be used on medium to heavy soils that require more aggressive formulation for built up greases and oils.

Product Description	pH	Color	Scent	Dilution	Foam	Hardness 1-5	Phosphate Free	Size	Part #	List Price
Chlorinated Degreaser	9.9	none	slight chlorine	1:60	high	4	■	5 Gal	8.698-203.0	\$50.00
Chlorinated Degreaser removes fats, oils and greases typically found in food service and food processing establishments. It's chlorinated formula breaks down stubborn protein soils that contribute to bio-film formation. This formula is safe on stainless steel, aluminum and painted surfaces.								55 Gal	8.698-204.0	\$500.00
Heavy Duty Brown Degreaser	11.8	dark brown	none	1:50	high	5	■	5 Gal	8.698-201.0	\$54.00
Heavy Duty Brown Detergent is for cleaning machinery and equipment to remove heavy daily debris of oil, light grease, sand, mud and road film. This detergent is safe to use on most heavy equipment however, due to its strength to handle heavy soils, it should not be used on aluminum, magnesium or fine paint finishes.								55 Gal	8.698-202.0	\$535.00
Hood and Duct Degreaser	13.0	none	none	1:30	medium	4	■	5 Gal	8.698-205.0	\$90.00
Hood and Duct cleaner is specifically designed to remove the dangerous build-up of grease in exhaust hoods of food cooking establishments. Through a hot water pressure washer, fast effective removal restores hood and ducts to a clean, safe result. Even carbonized grease. Hood and duct cleaner can be used to pressure wash foodservice grills, fryers, broilers and ovens as well. Routine cleaning is required in most cities and states and also by the insurance industry.								55 Gal	8.698-206.0	\$900.00

## Industrial

These are our most aggressive products designed to be used in industrial settings like production factories, mining, heavy construction and machine shops.

Product Description	pH	Color	Scent	Dilution	Foam	Hardness 1-5	Phosphate Free	Size	Part #	List Price
Heavy Duty Degreaser	11.53	red / orange	none	1:128	moderate	5	■	5 Gal	8.907-304.0	\$85.00
Heavy Duty Degreaser is an industrial strength degreaser for cleaning heavy oils and greases, carbon, lubricants and hydraulic fluids found in industrial and manufacturing environments. Heavy Duty Degreaser is formulated to pass through a pressure washer without damaging the high-pressure pump or heating coil. It is also safe to use on aluminum, stainless steel, glass, plastic and concrete. Heavy Duty Degrease is phosphate-free and outperforms competitive phosphate formula products.								55 Gal	8.907-306.0	\$850.00
Industrial Grease and Carbon Remover	12.4	blue	none	1:100	high	5	■	5 Gal	8.906-942.0	\$76.00
Industrial Grease and Carbon Remover is heavy-duty degreaser that quickly penetrates and cleans grime, spent oil and grease in a variety of applications, including vehicles, equipment, RVs, drilling rigs, trucks and other structures. This highly-concentrated blend is formulated to wet, penetrate and suspend soil, oils and grease and yet is safe to use indoors or outdoors on virtually every surface, including aluminum, stainless steel, glass, plastic, and painted surfaces.								55 Gal	8.906-949.0	\$750.00
Industrial Oil and Grease Remover	10.4	yellow	citrus	1:150	high	5	■	5 Gal	8.698-193.0	\$120.00
Industrial Oil and Grease remover is designed to work on petroleum based oils and greases typically found in factories like cutting oils, lubricants and metal coatings. This product is designed to quickly break up the oils and suspend them in order to rinse easy and prevent them from re-depositing. The result is an oil/grease free surface. Industrial Oil and Grease Remover is engineered to pass through a pressure washer without damaging the high-pressure pump. It is safe to use on aluminum, stainless steel, concrete, glass, plastic and painted surfaces.								55 Gal	8.698-194.0	\$1,198.00

# DETERGENTS

Product Description	pH	Color	Scent	Dilution	Foam	Hardness 1-5	Phosphate Free	Size	Part #	List Price
Metal Paint and Prep Phosphatizer	5.8	none	none	1:512	low	5	■	5 Gal	8.914-472.0	\$85.00
Metal Paint and Prep Phosphatizer is a complete and economical phosphatizing agent for the phosphatizing of iron and steel parts prior to painting. Effective in spray, dip and wipe-on applications. Metal Paint and Prep Phosphatizer works well in hard or soft water and rinses completely.								55 Gal	8.914-484.0	\$833.00

## Building and Maintenance

Products specifically developed for use in building and tool maintenance. Safe to use on materials like brick, siding, stucco, concrete, tile.

Product Description	pH	Color	Scent	Dilution	Foam	Hardness 1-5	Phosphate Free	Size	Part #	List Price
Building Interior/Exterior Cleaner	9.6	purple	none	1:130	low	5	■	5 Gal	8.698-170.0	\$64.00
Building Interior/Exterior Cleaner is safe to use on aluminum, stainless steel, glass, plastic, paint, stone and masonry surfaces. Building Interior/Exterior Cleaner is ideal for power washing around a home or shop, including exterior walls, decks, driveways, and roof. This formula is phosphate-free and outperforms most competitive phosphate products.								55 Gal	8.698-171.0	\$598.00

Concrete Cleaner	10.4	yellow	citrus	1:150	high	5	■	5 Gal	8.720-068.0	\$106.00
Concrete Cleaner is formulated to clean stone and concrete surfaces. It is effective in removing oil, grease, baked-on carbon, tar and asphalt from unfinished concrete floors, walls and grout. Concrete Cleaner is engineered to pass through a pressure washer without damaging the high-pressure pump. It is safe to use on aluminum, stainless steel, glass, plastic and painted surfaces. This formula is phosphate-free and outperforms most competitive phosphate products.								55 Gal	8.720-069.0	\$1,050.00

Brick & Masonry Graffiti Remover	1.3	light brown	none	1:1	low	1	■	4 x 1 Gal	8.698-033.0	\$303.00
Brick, Masonry & Concrete Cleaner re-liquefies and dissolves spray paint and marker tracks within seconds. No extended soak time is needed and it can be re-applied to wet surfaces as needed, without waiting for the surface to dry.								12 x 1 Qt	8.698-034.0	\$279.00

Coil Descaler	10.4	yellow	none	1:100	high	5	■	12 x 2 lb	8.914-296.0	\$132.00
<p>Coil descaler quickly and safely removes hard water scale build up that robs the performance of your pressure washer. Removing the build-up improves the water flow, heat transfer while reducing strain on the pump.</p>										

Pump and Coil Protectant	7.3	amber	none	1:1	none	5	■	12 x 1 Qt	8.698-058.0	\$98.00
Pump and Coil Protectant is a multi-component product made from heat-resistant organic and inorganic salts. Its stabilizing action on the minerals which cause hardness in water, is based on its ability to impede the growth of mineral deposits. This product is proprietary to machines that have a built in dispenser for this product. Keeps your machine running efficiently with optimum performance and reliability.								4 x 1 Gal	9.556-111.0	\$58.71
								5 Gal	9.556-011.0	\$60.77
								5 Gal	9.556-010.0	\$170.00
								Concentrate (makes 55 gallons)		

## Floor Cleaners

Formulated for general purpose and heavy-duty floor cleaning. For use with floor care equipment (such as scrubbers) only.

Product Description	pH	Color	Scent	Dilution	Foam	Hardness 1-5	Phosphate Free	Size	Part #	List Price
Neutral Floor Cleaner  Neutral Floor cleaner is formulated for everyday floor cleaning of resilient tile, hard finished floors, polished stone and polished concrete floors. No-rinse formula is designed to remove soil and leave a streak-free finish. Developed for scrubber machines, this formula is non-foaming, phosphate-free and contains ingredients that protect the machine from scale and contaminants.	7.8	light yellow	solvent	1:129	low	4	■	4 x 1 Gal	8.698-209.0	\$77.00
								5 Gal	8.698-210.0	\$96.00
								55 Gal	8.698-211.0	\$950.00
Shop Floor Cleaner  Shop Floor Cleaner is formulated for heavy-duty cleaning of soils typically found in machine shop environments. Lifts and removes petroleum-based grease and oily soils from all types of finished and unfinished concrete, including painted and epoxy-coated floors. No-rinse formula is designed to remove soil and leave a streak-free finish. Developed for scrubber machines, this formula is non-foaming, phosphate-free and contains ingredients that protect the machine from scale and contaminants.	10.3	light red, clear	solvent	1:129	low	5	■	5 Gal	8.698-207.0	\$91.00
								55 Gal	8.698-208.0	\$900.00
Warehouse Floor Cleaner  Warehouse Floor Cleaner is formulated for everyday warehouse concrete floor cleaning. Use on finished or unfinished concrete. Safe for polished concrete floors. No-rinse formula is designed to remove dense concrete dust and leave a streak-free finish. Developed for scrubber machines, this formula is non-foaming, phosphate-free and contains ingredients that protect the machine from scale and contaminants.	10.0	blue	detergent	1:128	medium	5	■	5 Gal	8.698-212.0	\$88.00
								55 Gal	8.698-213.0	\$871.00
								275 Gal	8.698-214.0	\$3,920.00

## Miscellaneous

Product Description	pH	Color	Scent	Dilution	Foam	Hardness 1-5	Phosphate Free	Size	Part #	List Price
Vital Oxide  Vital Oxide is a hospital grade disinfectant sanitizer with 7 key attributes. Disinfection, Sanitizing, Odor Elimination, Carpet Sanitization, Allergen Removal, Kills Mold and Mildew, Kills biofilm. Sanitizer dilution is NSF approved as a no rinse sanitizer for non porous food contact surfaces. (US Only)	8.0	clear	none	1:1	medium	2	■	6 x 32 oz	8.639-560.0	\$68.25
				1:5				4 x 1 Gal	8.639-558.0	\$186.00
				1:9				55 Gal	8.698-112.0	\$1,142.00
RM 99 Solar Cleaner  RM 99 Solar Cleaner is specific for cleaning solar and photovoltaic systems, and it's perfectly adapted to their unique surfaces. Its highly efficient, gentle on materials, biodegradable and removes even stubborn and greasy stains. It prevents the formation of limescale and maximizes the effectiveness of the system at minimum cost.	7.5	none	solvent	1:400	low	4	■	5 Gal	8.698-094.0	\$105.00



# Parts and Accessories

For a full list of available pressure washer parts and accessories, visit [www.landa.com](http://www.landa.com).



**NEW**

## **EASY!Force Trigger gun — zero effort required!**

**Introducing the most effortless trigger gun on the market, the new Kärcher EASY!Force. The revolutionary EASY!Force trigger gun uses its own recoil force to hold the trigger down for you. This means no more sore hands after hours of use. Try our EASY!Force trigger gun — it is so much fun, you will not want to put it down!**

**Ergonomics.** Our EASY!Force technology holds the trigger down once you start it, avoiding the strain on your hands associated with other trigger guns.

**Faster set-up.** The new EASY!Lock connection system allows set-ups that are five times faster than existing systems. A simple 360° turn provides a fully-threaded, secure connection.

### EASY!FORCE TRIGGER GUN AND ADAPTERS

**KÄRCHER**



**Designed for long life.** Our EASY!Force valve consists of a ceramic ball with ceramic sealing seat that is resistant to any particles liable to cause potential damage. This gives it a lifetime five times longer than trigger guns with conventional valve.

**Built in safety.** The trigger gun features a mechanical safety to prevent accidental starts for maximum safety without compromising its ease-of-use.

**Perfect connections.** The same quick locking, screw connection of EASY!Lock can be used on existing pressure washers and accessories. An easy system of adapters ensures compatibility is easy, and allows you to experience the power of the EASY!Force trigger gun. Contact your local dealer to find out more. Try our EASY!Force trigger gun — you won't want to put it down.

## EASY!FORCE TRIGGER GUN AND ADAPTERS

**KÄRCHER**



	Part #	Description	List Price
EASY!Force trigger gun for EASY!Lock threading	1 4.118-005.0	Trigger gun uses the recoil force of the high-pressure spray to reduce the hold force of the trigger to zero	\$75.00
EASY!Force trigger gun repair kit	2 4.427-014.0	EASY!Force trigger gun repair kit: manifold complete with full ceramic valve	\$65.87
	3 2.885-483.0	EASY!Force trigger gun repair kit: spare part lever kit	\$27.90
Lance	4 4.112-000.0	41" spray lance; EASY!Lock threading	\$60.00
Lance repair kit	5 2.880-001.0	EASY!Force trigger gun repair kit: quad-ring sealing (3)	\$5.52
Side handle	6 4.321-380.0	Ergonomic handle that attaches to the spray lance and offers additional working positions	\$42.00
Power nozzle – spray angle 25°	7 2.113-004.0	Patented Kärcher power nozzle technology offers 40% increase in cleaning performance over conventional nozzles; engineered for EASY!Lock Size: 035	\$17.00
	8 2.113-023.0	Patented Kärcher power nozzle technology offers 40% increase in cleaning performance over conventional nozzles; engineered for EASY!Lock Size: 050	\$17.00
	9 2.113-014.0	Patented Kärcher power nozzle technology offers 40% increase in cleaning performance over conventional nozzles; engineered for EASY!Lock Size: 075	\$17.00
	10 2.113-017.0	Patented Kärcher power nozzle technology offers 40% increase in cleaning performance over conventional nozzles; engineered for EASY!Lock Size: 100	\$17.00
Hose	11 6.110-034.0	33' high-pressure hose for EASY!Lock threading	\$108.00
	12 6.110-033.0	50' high-pressure hose for EASY!Lock threading	\$128.00
Servo control	13 4.118-007.0	Pressure and water flow regulation directly at the EASY!Force trigger gun For 0-3.3 GPM	\$80.00
	14 4.118-008.0	Pressure and water flow regulation directly at the EASY!Force trigger gun For 3.3-4.9 GPM	\$80.00
	15 4.118-009.0	Pressure and water flow regulation directly at the EASY!Force trigger gun For 4.9 GPM	\$80.00
Adapter for EASY!Lock System	16 4.111-036.0	EASY!Lock - M 18 x 1.5: adapter for connecting spray lances with EASY!Lock and nozzles with M 18 x 1.5 connection; for use with iSolar	\$14.00
	17 4.111-041.0	EASY!Lock - STANDARD 3/8" HOSE: adapter for connecting EASY!Force trigger gun with standard 3/8" US-style hose connection	\$14.00
	18 4.111-042.0	EASY!Lock - STANDARD 3/8" MACHINE OUTLET: adapter for connecting high-pressure hoses with EASY!Lock and 3/8" US-style machine outlet	\$14.00

## ISOLAR 400/800 SOLAR PANEL CLEANER


**KÄRCHER**



### No place is unreachable.

The iSolar accessories system is a complete modular solution that offers all the necessary products for your cleaning needs, from water connections to brushes. This system is also compatible with many Kärcher pressure washers, meaning, existing pressure washers can usually be used to operate iSolar. Because the system is modular, we can build a custom solution to fulfill any requirement.

The iSolar 400 and iSolar 800 offer superior and safe cleaning, thanks to brushes powered by a pressure washer's water jet. The mechanical action of the bristles, made of nylon for scratch-free surface cleaning, operate at low pressure, eliminating any danger of the panels being damaged. The rotating brushes are also fitted with robust ball bearings to guarantee exceptionally long service life.



#### 1 iSolar 800

Counter-rotating disc brushes ensure:

- Excellent cleaning performance and area coverage
- Optimal handling with balancing of transverse forces
- Pre-rinsing of adjacent panels

#### 2 Comfortable in every position

Stable articulated joint offers:

- Convenient and flexible working positions
- Robust brass design for maximum durability

#### 3 iSolar 400

Entry-level model for smaller areas:

- Particularly suitable for elevated systems
- Pre-rinsing of adjacent panels

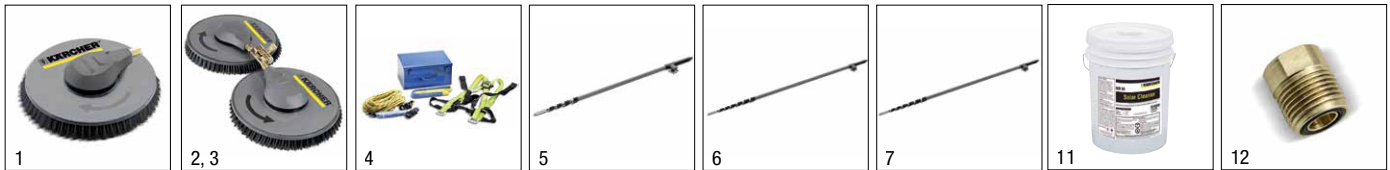
#### 4 Safety first

For safe rooftop work:

- Safety harness with quick-release fasteners
- Guided fall arrestor with integrated shock absorber and lengthy guide rope

## ISOLAR 400/800 SOLAR PANEL CLEANER

**KÄRCHER**



Product Description	Part #	Length	Flow Rate	Max Feed Temp	List Price
<b>iSolar 400</b> The water-driven iSolar 400 disc brush features a working width of 400 mm (16") and is especially suitable for cleaning small to medium-sized photo-voltaic systems. Thanks to the low weight and easy handling, even elevated systems can be conveniently cleaned.	1	6.368-457.0	4.85 - 5.72 GPM	104°F	\$495.00
<b>iSolar 800</b> The water-driven iSolar 800 brush head with 800 mm (32") working width works with two contra-rotating disc brushes and is used for cleaning photo-voltaic systems. The contra-rotating brushes balance out all transversal forces, guaranteeing optimal handling. The flexible angle joint on the brush head's connector also makes cleaning easier. It ensures that the bristles always lie flat, allowing uniform cleaning results. The brush head features especially high area performance – ideal for cleaning large systems, for example on barn roofs.	2	6.368-454.0	3.0 - 4.4 GPM	104°F	\$1,295.00
	3	6.368-455.0	> 4.84 GPM	104°F	\$1,295.00
<b>Safety kit</b> Certified, standard-compliant safety system for safe working on roofs. The fall protection includes a traveling fall arrestor with shock absorber and 49.2 ft kernmantle rope, safety harness, an anchoring loop for fixing the safety machine, as well as a practical metal box for storage and transport	4	6.988-152.0			\$525.00
<b>iSolar TL 7 H (without hose, iSolar HP hose 7 required)</b> Telescopic lance made from carbon/fiberglass mixture for maximum rigidity with minimum weight. With a 23.6 ft maximum reach and practical quick-release couplings for easy extension and retraction.	5	4.107-054.0	5-23 ft.	140°F	\$1,035.00
<b>iSolar TL 10 C (without hose, iSolar HP hose 10 required)</b> The telescopic lance is made from a carbon-fiberglass mixture (hybrid) and offers maximum rigidity with minimum weight. It has a reach of up to 32.8 ft and is fitted with practical quick-release couplings – for convenient extension and retraction. The speed is regulated via ball tap, guaranteeing easy handling. The carbon-fiberglass mixture is also on the lowest rod element and ensures electrical insulation and thus work safety.	6	4.107-055.0	7-33 ft.	140°F	\$2,275.00
<b>iSolar TL 14 C (without hose, iSolar HP hose 14 required)</b> The telescopic lance is made from a carbon-fiberglass mixture (hybrid) and offers maximum rigidity with minimum weight. It has a reach of up to 45.9 ft and is fitted with practical quick-release couplings – for convenient extension and retraction. The speed is regulated via ball tap, guaranteeing easy handling. The carbon-fiberglass mixture is also on the lowest rod element and ensures electrical insulation and thus work safety.	7	4.107-052.0	7-45 ft.	140°F	\$3,585.00
<b>iSolar HP Hose 7</b> The high-quality and flexible high-pressure hose with rubber outer covering is suitable for use in combination with the iSolar TL 7. The outer skin of the hose features especially good sliding properties – ideal for extending and retracting the telescopic lance.	8	6.392-978.0	28 ft.	311°F	\$85.00
<b>iSolar HP Hose 10</b> The high-quality and flexible high-pressure hose with rubber outer covering is suitable for use in combination with the iSolar TL 10. The outer skin of the hose features especially good sliding properties – ideal for extending and retracting the telescopic lance.	9	6.392-977.0	38 ft.	311°F	\$95.00
<b>iSolar HP Hose 14</b> The high-quality and flexible high-pressure hose with rubber outer covering is suitable for use in combination with the iSolar TL 14. The outer skin of the hose features especially good sliding properties – ideal for extending and retracting the telescopic lance.	10	6.392-976.0	49 ft.	311°F	\$105.00
<b>RM 99 Solar Cleaner (5 gallon container)</b> RM 99 Solar Cleaner is specific for cleaning solar and photovoltaic systems, and it's perfectly adapted to their unique surfaces. Its highly efficient, gentle on materials, biodegradable and removes even stubborn and greasy stains. It prevents the formation of limescale and maximizes the effectiveness of the system at minimum cost.	11	8.698-094.0			\$105.00
<b>Nozzle Adapter</b> 18 mm x 1/4" female. For connecting Kärcher nozzles to non-Kärcher lances.	12	9.315-002.0			\$10.79

Please note: not all accessories are compatible with EASY!Lock.

## Landa Kärcher Group Water Jet Surface Cleaner

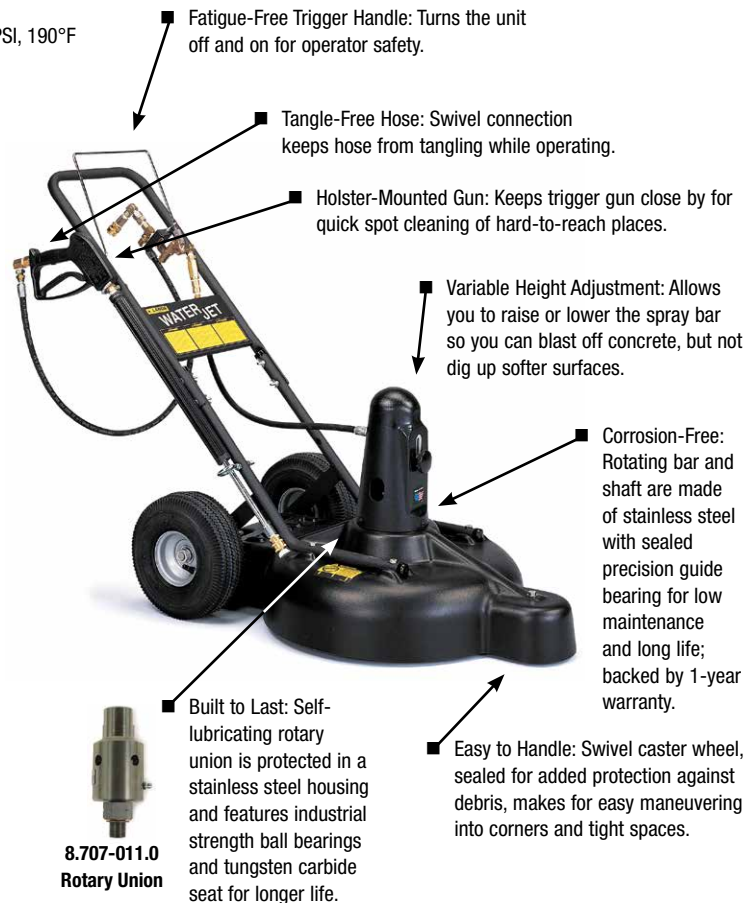
**LANDA**  
Kärcher Group

Water Jet is the ultimate industrial surface cleaner on the market. It handles easier, cleans faster and holds up better under the toughest conditions. The Water Jet's spray bar spins at 2,000 RPM and can be adjusted to blast concrete but not dig up asphalt or wood. The rotating bar and shaft are made of stainless steel with sealed precision guide bearings for low maintenance and a long life. A holster-mounted trigger gun and insulated wand make for convenient spot cleaning in hard-to-reach places. Other features include:

- Rating: Super-duty
- Recommended Usage: Heavy
- Attaches to: Any hot or cold water pressure washer with minimum of 2000 PSI, 190°F
- Max PSI: 4000
- Max Temp: 200°F
- Cleaning Width: 20"
- Made of durable, rust-free polyethylene for easy handling, but weighs only
- Pneumatic tires on steel wheels make for easy maneuvering on all surfaces
- Easy-to-clean, in-line filter keeps spray nozzles from plugging
- Auto switching between surface cleaner and holster-mounted wand
- Trilingual warnings and operating instructions
- Collapsible handle for ease in transporting



Part #	Description	List Price
8.903-606.0	Water Jet Surface Cleaner	\$2,145.00
8.912-854.0	Spray Angle Adjustment Tool	\$12.78
8.707-011.0	Rotary Union	\$732.00
8.718-244.0	Actuator Valve Assembly	\$60.25
8.722-172.0	Repair Kit, Actuator Valve	\$12.85
8.711-289.0	8-Inch SS Spray Bar	\$27.10



**8.707-011.0**  
Rotary Union

## Landa Kärcher Group Cyclone Surface Cleaner

**LANDA**  
Kärcher Group

The economy model flat surface cleaner, Landa Kärcher Group's Cyclone is the price-competitive surface cleaner with many of the same design features that have made the top-of-the-line Water Jet so popular. The Cyclone's non-adjustable spray bar spins at 2,000 RPM and seemingly glides across flat surfaces riding on the evenly balanced tubed pneumatic tires and swivel caster wheel. The rotating bar is made of stainless steel with medium-duty sealed precision guide bearings. Great for warehouse floors, sidewalks, pool decks, parking lots, and more.

- Durable, rust-free polyethylene spray housing
- Fatigue-free trigger handle turns unit on/off for operator safety
- Tangle-free hose connection for ease of maneuvering
- Trilingual operating instructions for added liability protection
- Collapsible handle for convenient storage



Part #	Description	List Price
8.903-608.0	Cyclone Surface Cleaner	\$1,300.00
8.751-358.0	Rotary Union (current style)	\$313.50
8.707-006.0	Rotary Union (old style - 2011 and prior)	\$189.50

- Rating: Heavy-duty
- Recommended Usage: Medium
- Attaches to: Any hot or cold water pressure washer with minimum of 2000 PSI, 190°F
- Max PSI: 4000
- Max Flow Rate: 6 GPM
- Max Temp: 200°F
- Cleaning Width: 20"
- Weight: 35 lbs

## Rotary Surface Cleaners

Removes deposits, grease and other stubborn stains from asphalt, concrete, roofs, pools, decks, walkways, and more. Meets disinfection requirements for the highest hygiene demands in saunas, bathroom areas, and in the catering industry.

- 3-8 GPM
- 2000-4000 PSI
- 212°
- Use with cold or hot water
- Circular design allows a zero wall clearance
- Eliminates streaking and fatigue



Part #	Description	List Price
8.753-572.0	Rotary Surface Cleaner, 21"	\$804.00
8.753-573.0	Rotary Surface Cleaner, 24"	\$900.00

## Pit Cleaner

Cleaning sludge from the bottom of a collection pit or tank is neither easy nor fun, but the Pit Cleaner makes it bearable. An extended wand is attached to a cold or hot water pressure washer with a minimum of 1000 PSI. The pressure is channeled so that it creates a vacuum, capable of suctioning mud and sludge from the bottom of a pit, tank or even a pond. The sludge is deposited into a porous collection bag, mounted on a hand truck, where the water drains out and the sludge is allowed to dry for proper disposal.



8.709-206.0



8.712-501.0

9.903-600.0

Part #	Description	List Price
8.903-600.0	Pit Cleaner Assembly (w/ hose)	\$732.00
8.709-206.0	Sludge Cart (sold separately)	\$457.50
8.712-501.0	Sludge Pump Head w/ 05 nozzle	\$102.47
8.711-813.0	Hose, 1-1/2" Spiralite, per foot	\$3.00
8.719.191.0	Sludge Bag, Biodegradable	\$5.45

## Undercarriage Cleaner

- No more crawling under a vehicle
- Simply connect to your hot or cold water pressure washer
- Easy to handle and maneuver
- Removes road grime, fuel and oil contaminants
- Removes snow sludge and ice
- Provides a clean, working environment for technicians
- Stainless-steel rotating assembly built to withstand pressures up to 4000 PSI and 250°F
- 5.5" required clearance
- Four Nozzles: (2) 0° #2.0, (2) 25° #2.0



Part #	Description	List Price
8.749-303.0	Undercarriage Cleaner	\$1,155.00

## Vinyl Skid Covers

**LANDA**  
Kärcher Group

Custom-designed covers provide all-weather protection for Landa Kärcher Group's skid-mounted pressure washers. Made of seamless, truck-tarp-quality, vinyl-coated polyester (18 oz. per square yard), the covers fit snugly over the equipment so there is no need to tie down the cover. The covers are both waterproof and capable of withstanding high winds.



8.709-109.0

Part #	Description	List Price
8.709-109.0	SDHW, SGHW, Vinyl Cover	\$568.22
8.749-946.0	PGHW, PGDC, Vinyl Cover	\$514.00
8.709-111.0	PGHW, PGDC (pre-2008 models only)	\$535.10

## Landa Kärcher Group Industrial Sandblasters

**LANDA**  
Kärcher Group

For the extra-tough cleaning jobs, wet-sandblasting is the dust-free solution. Landa Kärcher Group's sandblasters attach to a hot or cold water pressure washer and, using a venturi, mixes sand or other abrasive media with the high-pressure spray to create enough cleaning power to strip paint off concrete and barnacles from a ship's hull. The sandblasting nozzle is made of tungsten carbide for long life. There are two models—a top-of-the-line steel pot with tight-fitting lid or with a probe only.

- Quick-connect coupler for ease in attaching sand probe or pot
- Valve for metering the flow of the media
- Tubed, pneumatic tires for easy maneuvering
- Rating: Super-duty
- Recommended Usage: Heavy
- Attaches to: Any hot or cold water pressure washer with minimum volume of 4 GPM



8.904-472.0

Part #	Description	List Price
8.904-470.0	Sandblaster with Pot (Carbide)	\$1,530.00
8.904-472.0	Sandblaster with Probe (Carbide)	\$983.00



Sandblaster with Pot

## Sandblast Hose

**LANDA**  
Kärcher Group

Heavy-duty spiralite hose available preassembled or by the foot.



- 3/4" spiralite sand hose with air hose locking couplers
- -30°F to 130°F

Part #	Description	Size	Temperature	List Price
8.711-809.0	Sand, Spiralite /ft	3/4"	130°F	\$2.15
8.711-839.0	Assy, Sand, Spiralite	3/4" x 25'	130°F	\$115.92
8.711-840.0	Assy, Sand, Spiralite	3/4" x 40'	130°F	\$133.52
8.711-811.0	Sand, Spiralite /ft	1"	130°F	\$2.23

## Landa Kärcher Group Sand Nozzle

**LANDA**  
Kärcher Group

Tungsten Carbide provides maximum durability for sand blasting application.



- Carbide insert
- Light weight
- Easily changed

Part #	Description	List Price
8.712-416.0	Carbide Sand Nozzle	\$116.96

## Landa Kärcher Group Gun

**LANDA®**  
Kärcher Group

Designed exclusively for Landa Kärcher Group to meet the demands of the high pressure cleaning professional.



- PSI: 5000
- GPM: 10.5
- Temperature: 320°F
- 3/8" FPT inlet x 1/4" FPT outlet
- Weight: 20 oz

Part #	Description	List Price
8.751-234.0	Landa Kärcher Group Gun	\$41.90
8.751-119.0	Repair Kit	\$19.60

## Cold Water Lances

**LANDA®**  
Kärcher Group

Made of 304 stainless steel for long lasting durability. This 31" lance also has a highly visible yellow safety cover and coupler.



- High visibility yellow protective cover
- Stainless steel 1/4" pipe

Part #	Description	List Price
8.904-430.0	31" Covered w/ Coupler	\$49.90
8.904-437.0	42" Stainless Steel w/ Couple	\$37.20
8.711-290.0	72" Stainless Steel	\$34.72

## Landa Kärcher Group Variable Pressure Lances

**LANDA®**  
Kärcher Group

The Landa Kärcher Group Stainless Steel Variable Pressure Lance simply out-classes the competition. 41" length to meet ETL standards and 1/4" stainless steel tubes provide superior look and durability. Designed specifically for Landa Kärcher Group to our specifications.



- PSI: 4000
- 1/4" stainless or zinc plated tubes
- Fully insulated
- New improved brass valve body and stainless steel valve bushing

Part #	Description	List Price
8.711-308.0	Stainless Steel w/ Coupler	\$109.50
8.710-722.0	Stainless Steel Lance Only	\$86.00
8.711-293.0	Zinc Plated w/ Coupler	\$ 91.25
9.803-267.0	Repair Kit	\$ 54.75

## Steam Lance

**LANDA®**  
Kärcher Group

Designed for use with Landa Kärcher Group's HOT3-3 Steamer unit. Completely insulated for maximum protection.



- Lance with steam nozzle shown
- Vented grip full length of lance

Part #	Description	List Price
8.904-444.0	48" w/ Steam Nozzle	\$165.60
8.904-441.0	48" w/o Steam Nozzle	\$113.85

## Insulated Lances

**LANDA®**  
Kärcher Group

Landa Kärcher Group quality through and through. Superior heat protection with stainless steel tube construction. Available in stainless steel and zinc plated with vented grips or with molded plastic grip as shown below.



- 35.5" lance with vented grip and coupler, stainless steel shown
- Vented insulated grip

Part #	Description	List Price
9.803-805.0	35.5" Lance w/ Coupler, SS	\$ 36.80
8.904-439.0	72" Lance w/ Coupler, Plated	\$98.53

# PARTS & ACCESSORIES

## Two-Gun Tee Coupler

**LANDA®**  
Kärcher Group

Two-Gun Tee Coupler makes switching from one gun to two a snap. 3/8" quick coupler fittings good up to 4000 PSI.



Part #	Description	List Price
8.902-421.0	Two Gun Splitter	\$40.40

## Quick Couplers

Brass couplers are designed for extended durability and allow for unrestricted free flow. Steel nipples, hardened steel combined with zinc yellow chromate plating holds up to the harshest environments. Stainless steel couplers and nipples are chemical-resistant and maintain good mechanical and corrosion-resistant properties.



Brass Coupler



Steel Nipple



Stainless Steel Coupler



Stainless Steel Nipple

Part #	Description	PSI	List Price
9.802-164.0	1/4" FPT Coupler (Brass)	4000	\$4.35
9.802-166.0	3/8" FPT Coupler (Brass)	4000	\$5.05
8.707-166.0	1/2" FPT Coupler (Brass)	4000	\$21.60
9.802-165.0	1/4" MPT Coupler (Brass)	4000	\$4.35
9.802-169.0	3/8" MPT Coupler (Brass)	4000	\$5.05
8.707-167.0	1/2" MPT Coupler (Brass)	4000	\$20.40
8.707-136.0	1/4" FPT Nipples (Steel)	4000	\$1.05
8.707-137.0	1/4" x 1/8" FPT Nipples (Steel)	4000	\$5.95
9.802-170.0	3/8" FPT Nipples (Steel)	4000	\$1.30
8.707-165.0	1/2" FPT Nipples, (Steel)	4000	\$9.30
8.707-139.0	1/4" MPT Nipples (Steel)	4000	\$1.10
9.802-171.0	3/8" MPT Nipples (Steel)	4000	\$1.30
8.707-103.0	1/4" FPT Coupler (Stainless Steel)	6000	\$5.85
8.707-125.0	3/8" FPT Coupler (Stainless Steel)	6000	\$7.40
8.707-110.0	1/4" MPT Coupler (Stainless Steel)	6000	\$5.85
8.707-135.0	3/8" MPT Coupler (Stainless Steel)	6000	\$7.35
8.707-140.0	1/4" MPT Nipples (Stainless Steel)	6000	\$3.00
8.707-152.0	3/8" MPT Nipples (Stainless Steel)	6000	\$3.90
8.707-138.0	1/4" FPT Nipples (Stainless Steel)	6000	\$3.00
8.707-144.0	3/8" FPT Nipples (Stainless Steel)	6000	\$3.90

## Copper Tubing Connectors

**Legacy**



9.802-159.0



8.707-029.0

Part #	Description	List Price
9.803-563.0	1/4" Tube x 1/8" MPT (Brass)	\$2.85
9.802-159.0	1/4" Tube x 1/4" MPT (Brass)	\$5.50
8.707-029.0	1/4" Tube x 1/8" MPT, 90° Elbow (Brass)	\$4.81

## Revolution Turbo Nozzle

This turbo rotary nozzle is rated for up to 4350 PSI at 185°F. Turning at an astounding 4,000 RPM, the Revolution delivers faster and deeper cleaning action for the same price of 3000 PSI rotary nozzles.



- Engineered to increase the impact pressure by more than 10 times that of conventional nozzles!
- Wear-resistant ceramic nozzle and bearing ring
- Extra-resilient housing protector
- Capable of handling a stream of up to 4350 PSI at 185°F.

Part #	Orifice	PSI	List Price
9.302-242.0	3.5	4350	\$89.00
9.302-243.0	4.0	4350	\$90.00
9.302-244.0	4.5	4350	\$90.00
9.302-245.0	5.0	4350	\$90.00
9.302-246.0	5.5	4350	\$90.00
9.302-247.0	6.5	4350	\$89.00
9.302-248.0	7.0	4350	\$89.00
8.711-047.0	10.0	4350	\$92.32
9.302-249.0	12.0	4350	\$89.00

## Color-Coded 1/4" QC Nozzle Kits Legacy

Available in kits or individually. See page 56 for a full selection chart.



- Hardened SS one piece body for long life
- High impact, uniform, flat spray pattern
- Color-coded by spray angle
- Rated up to 4000 PSI
- 4-pack includes 0°, 25°, 40°, soap nozzles
- 5-pack includes 0°, 15°, 25°, 40°, soap nozzles

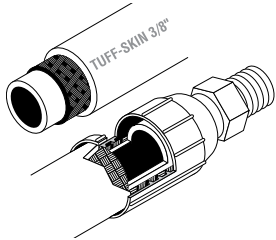
Part #	Part # (5-pk)	Nozzle Size	List Price	5-pk Price
8.726-117.0	9.104-024.0	3.0	\$16.45	\$20.00
9.104-028.0	9.104-016.0	3.25	\$16.46	\$20.00
8.726-119.0	8.726-128.0	3.5	\$16.45	\$20.00
8.726-120.0	9.104-030.0	4.0	\$16.45	\$20.00
8.726-121.0	8.726-130.0	4.5	\$16.45	\$20.00
8.726-122.0	8.726-131.0	5.0	\$16.45	\$20.00
8.726-123.0	8.726-132.0	5.5	\$16.45	\$20.00
8.726-124.0	8.726-133.0	6.0	\$16.45	\$20.00
8.726-125.0	8.726-134.0	6.5	\$16.46	\$20.00

## Landa Kärcher Group Tuff-Skin™ Hose

**For use with hot or cold water pressure washers**

There is no other high-pressure hose as tough as Landa Kärcher Group's Tuff-Skin™ hose. When tested to ISO 6945 / DIN 20024, the Tuff-Skin has proven to be seven times more abrasion resistant than standard pressure washer hoses, yet it is 20% more flexible. The Tuff-Skin, with its unique design, has been engineered for a greater continuous temperature range—from -40° to 275°F / 310°F intermittent—and for handling pressures of up to 6000 PSI.

The Tuff-Skin has a “bite-the-wire” coupling that grips the hose better than any other design. Both single and double-wire braid hoses come with Landa Kärcher Group branded durable plastic sleeves on both ends—a 24-inch sleeve on the gun end—for added operator protection against high-pressure bursts.



- Higher Temperature Rating: Tuff-Skin hoses are rated for continuous temperatures up to 275°F / 310°F intermittent.
- Special Wire Braid: Unique design of braid gives Tuff-Skin hose added durability, greater working pressure and higher impulse cycle in both the double- and single-wire products.
- Easily Identified: Permanently embossed identification makes for easy tracing and owner protection.
- Certified Burst Protection: Tuff-Skin meets the stringent UL-1776 safety standards with two hose guards—including a 24-inch sleeve on the gun end—for added operator protection against bursts.



- Higher Abrasion Resistance: The Tuff-Skin cover has been specially compounded to deliver 7 times the abrasion resistance of other brands.
- Additional Flexibility: Even with extra durability, the braid design allows for 20% more flexibility than other brands.
- Unique Coupling: A “bite-the-wire” coupling actually reaches the wire braid for never-slip retention, far superior to the “compression” fittings used on conventional hoses.

### Tuff-Skin 2-Wire 6000 PSI Hose

**LANDA**  
Kärcher Group



- Landa Kärcher Group branded yellow hose guard
- 2-wire protection
- Seven times greater abrasion resistance
- Built to SAE 100R2AT OD dimensions
- 3/8" MPT swivel x 3/8" MPT solid

Part #	Size	Temp	PSI	List Price
8.739-071.0	25' x 3/8" ID	275°F	6000	\$67.00
8.739-072.0	50' x 3/8" ID	275°F	6000	\$120.50
8.739-073.0	75' x 3/8" ID	275°F	6000	\$182.00
8.739-074.0	100' x 3/8" ID	275°F	6000	\$224.00
8.739-075.0	150' x 3/8" ID	275°F	6000	\$329.50
8.724-042.0*	3/8" (bulk hose)	275°F	6000	\$2.40

\*400 feet per reel

#### Case of 40

8.916-330.0	100' x 3/8" ID	275°F	6000	\$8,215.83
-------------	----------------	-------	------	------------

### Tuff-Skin 1-Wire 4000 PSI Hose

**LANDA**  
Kärcher Group



- Landa Kärcher Group branded black hose guard
- 20% greater flexibility
- Seven times greater abrasion resistance
- Built to SAE 100R1AT OD dimensions
- 3/8" MPT swivel x 3/8" MPT solid

Part #	Size	Temp	PSI	List Price
8.739-025.0	25' x 3/8" ID	275°F	4000	\$55.75
8.739-026.0	50' x 3/8" ID	275°F	4000	\$93.00
8.739-027.0	75' x 3/8" ID	275°F	4000	\$139.50
8.739-028.0	100' x 3/8" ID	275°F	4000	\$174.00
8.739-029.0	150' x 3/8" ID	275°F	4000	\$263.50
8.724-037.0*	3/8" (bulk hose)	275°F	4000	\$1.60

\*500 feet per reel

## Landa Kärcher Group Tuff-Flex Hose

**Tuff-Flex hose has the same durable cover as Tuff-Skin with a smaller outside diameter for greater flexibility!**

### Tuff-Flex 2-Wire Hose

**LANDA®**  
Kärcher Group

Tuff-Flex hose has the same durable cover as the Tuff-Skin hose. A smaller outside diameter allows for even greater flexibility.



- Yellow Landa Kärcher Group branded hose guard
- Wrapped impression, maximum oil resistant tube and cover
- 50% greater flexibility
- Seven times greater abrasion resistance
- Economically priced
- 3/8" MPT swivel x 3/8" MPT solid or 1/2" MPT swivel x 1/2" MPT solid

Part #	Size	Temperature	PSI	List Price
8.739-212.0	25' x 3/8" ID	275°F	5000	\$63.25
8.739-213.0	50' x 3/8" ID	275°F	5000	\$115.50
8.916-329.0	50' x 3/8" ID; Case of 75	275°F	5000	\$7,890.00
8.739-214.0	75' x 3/8" ID	275°F	5000	\$170.00
8.739-215.0	100' x 3/8" ID	275°F	5000	\$213.00
8.916-331.0	100' x 3/8" ID; Case of 40	275°F	5000	\$7,755.00
8.739-216.0	150' x 3/8" ID	275°F	5000	\$316.50
8.739-401.0	50' x 1/2" ID	275°F	4500	\$209.00
8.739-403.0	100' x 1/2" ID	275°F	4500	\$397.50

### 3/8" Blue Tuff-Flex 2-Wire 6000 PSI Hose



- Non-marking durable blue cover
- Red hose guard
- Smooth impression, maximum oil-resistant tube and cover
- 50% greater flexibility
- 3/8" MPT swivel x 3/8" MPT solid

Part #	Size	Temperature	PSI	List Price
8.921-153.0	25' x 3/8" ID	275°F	6000	\$92.75
8.921-154.0	50' x 3/8" ID	275°F	6000	\$153.00
8.921-155.0	75' x 3/8" ID	275°F	6000	\$215.50
8.921-156.0	100' x 3/8" ID	275°F	6000	\$ 268.50

### Tuff-Flex 1-Wire Hose 3000 PSI Hose

**LANDA®**  
Kärcher Group

Tuff-Flex hose has the same durable cover as the Tuff-Skin hose. A smaller OD allows for even greater flexibility.



- Black Landa Kärcher Group branded hose guard
- Wrapped impression, maximum oil resistant tube and cover
- 50% greater flexibility
- Seven times greater abrasion resistance
- Economically priced
- 1/2" MPT swivel x 1/2" MPT solid

Part #	Size	Temperature	PSI	List Price
8.739-397.0	50' x 1/2" ID	275°F	3000	\$160.50
8.739-399.0	100' x 1/2" ID	275°F	3000	\$286.70

### 3/8" Blue Tuff-Flex 1-Wire 4000 PSI Hose



- Non-marking durable blue cover
- Red hose guard
- Smooth impression, maximum oil-resistant tube and cover
- 50% greater flexibility
- 3/8" MPT swivel x 3/8" MPT solid

Part #	Size	Temperature	PSI	List Price
8.921-149.0	25' x 3/8" ID	275°F	4000	\$62.25
8.921-150.0	50' x 3/8" ID	275°F	4000	\$98.75
8.921-151.0	75' x 3/8" ID	275°F	4000	\$158.50

## Rawhide Hose

Legacy

**Superior abrasion-resistant cover hose for use with hot or cold water pressure washer**

**All standard 3/8" rawhide assemblies include:**

- One solid end and one swivel end
- 8" molded vinyl, color-coded bend restrictors (both ends)
- Class B ORS (Oil-Resistance Standard) for longer life
- Temperature up to 275°F



### Rawhide 1-Wire 4000 PSI Black Hose

- Durable wrapped finish outer cover

Part #	Size	Temperature	PSI	List Price
8.739-030.0	25' x 3/8" ID	275°F	4000	\$53.50
8.901-774.0	30' x 3/8" ID	275°F	4000	\$62.00
8.901-776.0	40' x 3/8" ID	275°F	4000	\$81.50
8.739-031.0	50' x 3/8" ID	275°F	4000	\$91.75
8.739-032.0	75' x 3/8" ID	275°F	4000	\$131.00
8.739-033.0	100' x 3/8" ID	275°F	4000	\$171.50
8.739-034.0	150' x 3/8" ID	275°F	4000	\$250.50
8.916-353.0	Case of 75 (of 8.739-031.0) – 3/8" x 50' Hoses			\$5,910.00
8.916-355.0	Case of 40 (of 8.739-033.0) – 3/8" x 100' Hoses			\$5,926.62

\*500 ft. reel, 50 ft. incremental lengths (max three pieces)

### Rawhide Smooth Cover Black Hose

Part #	Size	Temperature	PSI	List Price
<b>1-Wire Hose</b>				
8.740-216.0	25' x 3/8" ID	250°F	3000	\$74.75
8.740-217.0	50' x 3/8" ID	250°F	3000	\$129.00
8.740-218.0	75' x 3/8" ID	250°F	3000	\$191.50
8.740-219.0	100' x 3/8" ID	250°F	3000	\$242.00
<b>2-Wire Hose</b>				
8.740-220.0	25' x 3/8" ID	250°F	4500	\$98.79
8.740-221.0	50' x 3/8" ID	250°F	4500	\$145.50
8.740-222.0	75' x 3/8" ID	250°F	4500	\$225.00
8.740-223.0	100' x 3/8" ID	250°F	4500	\$289.50

### Rawhide 2-Wire 3/8" Hose

**2-Wire RAWHIDE assemblies include:**

- One solid end and one swivel end
- 6000 PSI rating – black
- 4500 PSI rating – blue
- 8" bend restrictors (both ends)
- Superior flexibility
- Beefed-up high-tensile steel wire braid
- Higher abrasion resistance
- New temperature up to 275°F



### Rawhide 1-Wire 3000 PSI Smooth Non-Marking Hose

- Animal fat resistant

Part #	Size	Temperature	PSI	List Price
<b>Yellow Hose</b>				
8.901-800.0	50' x 3/8" ID	250°F	3000	\$141.00
8.901-802.0	75' x 3/8" ID	250°F	3000	\$215.50
8.901-804.0	100' x 3/8" ID	250°F	3000	\$253.50
8.705-720.0*	Per Ft (3/8" ID)	250°F	3000	\$2.30
<b>Blue Hose</b>				
8.901-796.0	50' x 1/4" ID	250°F	3000	\$125.00
8.901-798.0	100' x 1/4" ID	250°F	3000	\$244.50
8.705-718.0*	Per Ft (1/4" ID)	250°F	3000	\$2.10
8.739-148.0	50' x 3/8" ID	250°F	3000	\$123.50
8.739-149.0	75' x 3/8" ID	250°F	3000	\$186.00
8.739-150.0	100' x 3/8" ID	250°F	3000	\$231.00
8.739-369.0	150' x 3/8" ID	250°F	3000	\$360.18
8.724-371.0*	Per Ft (3/8" ID)	250°F	3000	\$2.10

\*500 ft. reel, 50 ft. incremental lengths (max three pieces)

Part #	Size	Temperature	PSI	List Price
<b>Black Hose</b>				
8.739-077.0	25' x 3/8" ID	275°F	6000	\$66.50
8.739-078.0	50' x 3/8" ID	275°F	6000	\$116.50
8.739-079.0	75' x 3/8" ID	275°F	6000	\$173.00
8.739-080.0	100' x 3/8" ID	275°F	6000	\$216.00
8.739-081.0	150' x 3/8" ID	275°F	6000	\$316.50
8.724-042.0*	500' x 3/8" ID	275°F	6000	\$2.40
<b>Blue Hose</b>				
8.739-229.0	50' x 3/8" ID	250°F	4500	\$179.50
8.739-231.0	100' x 3/8" ID	250°F	4500	\$307.50
8.705-651.0*	Per Ft (3/8" ID)	250°F	4500	\$3.05

\*500 ft. reel, 50 ft. incremental lengths (max three pieces)

## Ultima Hose

Legacy

**Wrapped cover hose with a smaller outside diameter for even greater flexibility!**

### All standard Ultima assemblies include:

- One solid end and one swivel end
- 8" molded vinyl color-coded bend restrictors (both ends)
- Wrapped impression, maximum oil-resistant tube and cover
- 50% greater flexibility
- Temperature up to 275°F



### Ultima 1-Wire Black Hose (wrapped)

Part #	Size	Temperature	PSI	List Price
8.739-420.0	25' x 1/2" ID	275°F	3000	\$91.25
8.739-421.0	50' x 1/2" ID	275°F	3000	\$159.00
8.739-422.0	75' x 1/2" ID	275°F	3000	\$234.00
8.739-423.0	100' x 1/2" ID	275°F	3000	\$286.50
8.724-067.0*	Per Ft (1/2" ID)	275°F	3000	\$2.70
*Full reel - 350 ft., hose only, 50 ft. incremental lengths (max three pieces)				
8.901-418.0	25' x 1/4" ID	275°F	3000	\$48.90
8.901-423.0	30' x 1/4" ID	275°F	3000	\$60.70
8.901-427.0	50' x 1/4" ID	275°F	3000	\$90.00
8.901-429.0	75' x 1/4" ID	275°F	3000	\$137.66
8.901-430.0	100' x 1/4" ID	275°F	3000	\$167.00
8.724-065.0*	Per Ft (1/4" ID)	275°F	3000	\$1.60

\*Full reel - 800 ft., hose only, 50 ft. incremental lengths (max three pieces)

### 1-Wire Custom Hose Fittings:

These hose fittings can be used with any 1-Wire Per Foot Hose.

Part #	Size	Custom Length	List Price
8.724-335.0*	3/8" Hose	add fitting(s) and bend restrictor	\$20.60
8.901-309.0*	3/8" Hose	add fitting(s) only	\$16.20
8.724-333.0*	1/2" Hose	add fitting(s) and bend restrictor	\$23.20
8.901-321.0*	1/2" Hose	add fitting(s) only	\$18.80
8.724-313.0*	1/4" Hose	add fitting(s) and bend restrictor	\$17.70
8.901-314.0*	1/4" Hose	add fitting(s) only	\$15.15

\*Assembly - Add to cost of custom length (labor and fittings - one solid, one swivel)

### Ultima 2-Wire Black Hose (wrapped)

Part #	Size	Temperature	PSI	List Price
8.739-222.0	15' x 3/8" ID	275°F	5000	\$46.80
8.739-223.0	25' x 3/8" ID	275°F	5000	\$60.75
8.739-224.0	50' x 3/8" ID	275°F	5000	\$113.50
8.739-225.0	75' x 3/8" ID	275°F	5000	\$156.00
8.739-226.0	100' x 3/8" ID	275°F	5000	\$210.50
8.739-227.0	150' x 3/8" ID	275°F	5000	\$313.00
8.724-052.0*	Per Ft (3/8" ID)	275°F	5000	\$2.10
8.916-354.0	Case of 75 (of 8.739-224.0) - 3/8" x 50 ft Hoses			\$7,179.10
8.916-356.0	Case of 40 (of 8.739-226.0) - 3/8" x 100 ft Hoses			\$7,086.40
*Full reel - 450 ft. per reel, hose only, 50 ft. incremental lengths (max three pieces)				
8.739-424.0	25' x 1/2" ID	275°F	4500	\$101.43
8.739-425.0	50' x 1/2" ID	275°F	4500	\$180.00
8.739-426.0	75' x 1/2" ID	275°F	4500	\$285.50
8.739-427.0	100' x 1/2" ID	275°F	4500	\$341.50
8.724-068.0*	Per Ft (1/2" ID)	275°F	4500	\$3.15

\*Full reel - 300 ft. per reel, hose only, (max three pieces)

### 2-Wire Custom Hose Fittings:

These hose fittings can be used with any 2-Wire Per Foot Hose.

Part #	Size	Custom Length	List Price
8.724-336.0*	3/8" Hose	add fitting(s) and bend restrictor	\$20.60
8.901-309.0*	3/8" Hose	add fitting(s) only	\$16.20
8.724-334.0*	1/2" Hose	add fitting(s) and bend restrictor	\$23.10
8.901-321.0*	1/2" Hose	add fitting(s) only	\$18.80

\*Assembly - Add to cost of custom length (labor and fittings - one solid, one swivel)

## Landa Kärcher Group Hose Reels

**LANDA®**  
Kärcher Group

Fully-assembled and ready to use! Landa Kärcher Group hose reels were designed for ease of use and durability in commercial pressure washer applications. Offering 100' and 200' reels in both a fixed base and 360 degree rotating base. The oversized reel holds the advertised length plus leaves additional space reducing the difficulty of reeling hose. The unique extended swivel improves the hose connection and reduces hose wear and stress.



Fixed Base Hose Reel



360° Pivot Reel

- 5000 PSI
- 325°F
- 100'- and 200'-fixed base
- 100'- and 200'-360° rotating base
- High-pressure, double-seal swivels
- Reels equipped for 3/8" hose. Easily convertible to 1/2" hose with the change to a 1/2" swivel
- 2-year warranty

Part #	Description	List Price
8.750-487.0	Pivot Reel - 100' x 3/8"	\$347.00
8.750-484.0	Pivot Reel - 200' x 3/8"	\$387.00
8.750-477.0	Non-Pivot Reel - 100' x 3/8"	\$266.00
8.750-480.0	Non-Pivot Reel - 200' x 3/8"	\$279.00

Note: Hose not included

Part #	Description	List Price
8.919-430.0	Universal Mount	\$78.75
8.919-794.0	Skid Mount	\$104.50
8.919-437.0	Wall Mount	\$36.20
8.919-434.0	Base Mount	\$39.30
8.919-072.0	Bracket, Universal	\$57.00
8.919-445.0	Bracket, 90-Degree	\$24.80
8.919-441.0	Bracket, 45-Degree	\$25.90
8.919-448.0	Bracket, Vertical	\$25.90

## Bracket Sockets



Universal Mount



Skid Mount



Wall Mount



Base Mount

## Non-Pivot Reel Brackets



Universal



90°



45°



Vertical

## Hose Reel Swivels

**Legacy**



- Innovative design
- 5000 PSI
- Stainless-steel rotor
- Unique dual seal for extra long life
- 2-year warranty



- Limits bend and hose stress
- 5000 PSI
- Stainless-steel rotor
- Unique dual seal for extra long life
- 2-year warranty

Part #	Inlet x Outlet	List Price
<b>Swivels</b>		
9.118-021.0	1/2" M x 3/8" F	\$60.00
9.118-022.0	1/2" F x 3/8" F	\$61.25
9.118-023.0	3/8" M x 3/8" F	\$59.75
9.118-024.0	3/8" F x 3/8" F	\$59.75
9.118-025.0	1/2" M x 1/2" F	\$60.25
9.118-026.0	1/2" F x 1/2" F	\$60.25
9.118-027.0	3/8" M x 1/2" F	\$59.67
9.118-028.0	3/8" F x 1/2" F	\$59.67

Part #	Inlet x Outlet	List Price
<b>Extended Swivels</b>		
9.118-020.0	1/2" M x 3/8" F	\$67.25
9.118-029.0	1/2" F x 3/8" F	\$69.75
9.118-030.0	3/8" M x 3/8" F	\$67.75
9.118-031.0	3/8" F x 3/8" F	\$67.74
9.118-034.0	1/2" M x 1/2" F	\$68.41
9.118-035.0	1/2" F x 1/2" F	\$68.41
9.118-032.0	3/8" M x 1/2" F	\$67.74
9.118-033.0	3/8" F x 1/2" F	\$59.77

Part #	Description	List Price
8.776-001.0	Universal Repair Kit	\$20.44

\*Patent D739,715S and other Patents Pending

## Ready-Stack Hose Reels

**LANDA®**  
Kärcher Group

Patent-pending hose reels built specifically for contractors who require flexibility on a job site. Stackable reels are supported on both sides of the central hub to accommodate more aggressive applications, such as trailer-mounted.

\*Patent D739,715S and other Patents Pending



**200' Mild Steel  
Ready-Stack Hose Reel**



**100' Mild Steel  
Ready-Stack Hose Reel**




**Stainless Steel  
Ready-Stack Hose Reel**

- Reel and swivel rated up to 6000 PSI and 350°F
- Integrated frame adds protection and stacking ability
- Accommodates hose lengths of up to 100' or 200'
- Ideal for stacking on a trailer
- Heavy-duty powder-coated steel or stainless steel
- Modular design allows user to configure to meet various needs
- Reversible hand-crank and swivel



**Hose Reel Riser**  
feeds hose over  
and around  
obstacles



**Hose Guide**  
directs hose  
back onto reel  
for a more  
uniform fit



**Reel Cart System**  
helps to easily  
move multiple  
hoses and reels  
where needed



**Configured 200' Mild Steel Stackable  
Hose Reel with Optional Hose Guide  
and Hose Reel Riser**



**Configured 200' Mild Steel Stackable  
Hose Reels with Optional Reel Cart  
System and Hose Guide**

Part #	Description	List Price
9.801-771.0	100' Mild Steel Ready-Stack Hose Reel	\$350.00
9.801-772.0	200' Mild Steel Ready-Stack Hose Reel	\$380.00
9.801-773.0	100' Stainless Steel Ready-Stack Hose Reel	\$720.00
9.801-774.0	200' Stainless Steel Ready-Stack Hose Reel	\$810.00
8.923-415.0	Hose Guide, 100' Reel	\$97.00
8.923-427.0	Hose Guide, 200' Reel	\$105.00
8.923-416.0	Hose Reel Riser	\$155.00
8.923-918.0	Reel Cart System	\$155.00

Note: Hose not included

## Landa Kärcher Group G3 Pumps

**LANDA®**  
Kärcher Group



LX Series

The LX series pump is the patriarch of the line, delivering enough volume and pressure for the beefiest of pressure washer.

- Up to 10.4 GPM and 3625 PSI
- 10% lower RPM than comparable pumps
- Extra-heavy-duty crankshaft and bearings
- 10mm head bolts made of 12.9 class steel

Part #	Model #	GPM	PSI	RPM	Shaft	List Price
8.920-589.0	LX9536-Right	9.5	3625	1740	25mm	\$1,480.00
8.920-590.0	LX9536-Left	9.5	3625	1740	25mm	\$1,480.00
8.920-591.0	LX1025-Right	10.4	3625	1740	25mm	\$1,581.48
8.920-592.0	LX1025-Left	10.4	3625	1740	25mm	\$1,480.00



LT Series

Landa Kärcher Group's unique design that delivers the same performance as other pumps but at 10% lower RPM.

**LANDA®**  
Kärcher Group

- Up to 6 GPM and 4000 PSI
- 10% lower RPM than comparable pumps
- Unique snug-fit design for heavy-duty valves
- Durable ceramic plunger with mirror finish

Part #	Model #	GPM	PSI	RPM	Shaft	List Price
8.921-710.0	LT4540-Right	4.5	4000	1360	25mm	\$947.00
8.921-711.0	LT4540-Left	4.5	4000	1360	25mm	\$947.00
8.921-712.0	LT6036-Right	6.0	3600	1450	25mm	\$958.00
8.921-713.0	LT6036-Left	6.0	3600	1450	25mm	\$958.00



LM Series

The LM series is a heavy-duty pump designed for a broad range of applications generally from 4 to 5 GPM and from 3000 to 3500 PSI.

**LANDA®**  
Kärcher Group

- Up to 5 GPM and 3500 PSI
- 10% lower RPM than comparable pumps
- Copper-plated plunger guide lined with low-friction, teflon bronze and lead bushing

Part #	Model #	GPM	PSI	RPM	Shaft	List Price
8.751-166.0	LM3540-Right	3.5	4000	1850	24mm	\$790.74
8.751-167.0	LM4030-Right	4.0	3000	1000	24mm	\$790.74
8.751-168.0	LM4030-Left	4.0	3000	1000	24mm	\$791.00
8.751-169.0	LM4035-Right	4.8	3500	1500	24mm	\$777.59
8.751-170.0	LM4035-Left	4.8	3500	1500	24mm	\$769.00
8.751-171.0	LM5030-Right	5.0	3000	1550	24mm	\$777.59
8.751-172.0	LM5030-Left	5.0	3000	1550	24mm	\$825.18
8.751-173.0	LM6035-Right	5.6	3500	1740	24mm	\$913.00
8.751-174.0	LM6035-Left	5.6	3500	1740	24mm	\$790.74



LS Series

The LS series is designed specifically as a direct-drive pump for gas engines.

**LANDA®**  
Kärcher Group

- Up to 5 GPM and 4000 PSI
- Durable ceramic plunger with mirror finish
- Set screw for engine shaft

Part #	Model #	GPM	PSI	RPM	Shaft	List Price
8.751-175.0	LS3040G.3	3.0	4000	3400	1" Hollow	\$703.00
8.751-176.0	LS3540G.3	3.5	4000	3400	1" Hollow	\$703.00
8.751-177.0	LS4040G.3	4.0	4000	3400	1" Hollow	\$703.00

## Landa Kärcher Group G3 Pumps

**LANDA®**  
Kärcher Group



LF Series



Landa Kärcher Group LF Series - Hollow shaft pumps for direct-drive electric units

- Up to 3.5 GPM and 3000 PSI
- Set screw for engine shaft
- Durable ceramic plunger with mirror finish

Part #	Model #	GPM	PSI	RPM	Shaft	List Price
8.923-762.0	LF2030F	2.1	3000	3450	5/8" Hollow	\$451.75
8.923-763.0	LF2030S	2.1	3000	1725	5/8" Hollow	\$451.75
8.923-764.0	LF2830F	2.8	3000	3450	5/8" Hollow	\$451.75
8.923-765.0	LF2830S	2.8	3000	1725	5/8" Hollow	\$451.75
8.923-766.0	LF3530F	3.5	3000	3450	3/4" Hollow	\$451.75



LB Series



Landa Kärcher Group LB Series - Solid shaft pumps for belt-drive units

- Up to 4 GPM and up to 3000 PSI
- Set screw for engine shaft
- Durable ceramic plunger with mirror finish

Part #	Model #	GPM	PSI	RPM	Shaft	List Price
8.923-753.0	LB3030-Right	3.0	3000	1650	24mm	\$517.10
8.923-754.0	LB3030-Left	3.0	3000	1650	24mm	\$424.75
8.923-755.0	LB4025-Right	4.0	2500	1550	24mm	\$467.99
8.923-756.0	LB4025-Left	4.0	2500	1550	24mm	\$424.75

**LANDA®**  
Kärcher Group



LP Series



Landa Kärcher Group LP Series - Hollow shaft pumps for direct-drive gas units

- Up to 3 GPM and up to 3500 PSI
- Set screw for engine shaft
- Durable ceramic plunger with mirror finish

Part #	Model #	GPM	PSI	RPM	Shaft	List Price
8.923-757.0	LP2535G	2.5	3500	3400	3/4" Hollow	\$539.05
8.923-758.0	LP3035G	3.0	3500	3400	3/4" Hollow	\$539.05

**LANDA®**  
Kärcher Group



LP1 Series



Landa Kärcher Group LP1 Series - Hollow shaft pumps for direct-drive gas units

- Up to 4 GPM and up to 3500 PSI
- Set screw for engine shaft
- Durable ceramic plunger with mirror finish

Part #	Model #	GPM	PSI	RPM	Shaft	List Price
8.923-759.0	LP3035G1	3.0	3500	3400	1" Hollow	\$451.75
8.923-760.0	LP3535G1	3.5	3500	3400	1" Hollow	\$539.05
8.923-761.0	LP4035G1	4.0	3500	3400	1" Hollow	\$451.75

**LANDA®**  
Kärcher Group

## Ready Pumps

**LANDA®**  
Kärcher Group

Ready Pump assemblies are easy to install, less expensive than purchasing separate components, require less labor than assembling components, and eliminate the guesswork on selecting components to go with the pump.

- Fully integrated pump setup includes a pump, unloader, thermal protector, bypass loop hose, garden hose inlet with filter, and quick connect coupler
- VRT unloader valve
- Available in direct and belt drive models



Part #	Model #	Type	GPM	PSI	RPM	Shaft	Unloader	List Price
9.803-571.0	LP3035G	Direct	3.0	3500	3400	3/4" Hollow	VRT3	\$590.00
9.803-572.0	LP3535G1	Direct	3.5	3500	3400	1" Hollow	VRT3	\$610.00
9.803-573.0	LS4040G.3	Direct	4.0	4000	3400	1" Hollow	VRT3	\$690.00
9.803-574.0	LB3030R	Belt	3.0	3000	1650	24mm Solid	VRT3	\$590.00
9.803-575.0	LM3540R.3	Belt	3.5	4000	1850	24mm Solid	VRT3	\$650.00
9.803-576.0	LM3840R.3	Belt	3.8	4000	1740	24mm Solid	VRT3	\$710.00

## Landa Kärcher Group Pump Tool Kit

A must for every service department. Save time using the right tool for the job. The Landa Kärcher Group Pump Tool Kit can be purchased as a complete kit or individually.



9.802-954.0

Part #	Description	List Price
9.802-954.0	Landa Kärcher Group Pump Tool Kit	\$297.05

**LANDA®**  
Kärcher Group

Part #	Description of Individual Parts	List Price
9.802-581.0	Oil Seal Inserter Piston for LT Plunger Rod	\$14.49
9.802-564.0	Oil Seal Inserter Bushing for LT Plunger Rod	\$8.12
9.802-580.0	Oil Seal Inserter Piston for LM Plunger Rod	\$10.76
9.802-563.0	Oil Seal Inserter Bushing for LM Plunger Rod	\$6.52
9.802-571.0	Allen Wrench, 8mm for LT Manifold bolts	\$4.09
9.802-567.0	Allen Wrench, 6mm for LM Manifold bolts	\$3.31
9.802-570.0	Allen Wrench, 5mm for LM-LT Crankcase cover bolts	\$2.85
9.802-565.0	Oil Seal Inserter Bushing for LT Crankshaft	\$12.58
9.802-566.0	Oil Seal Inserter Bushing for LM Crankshaft	\$8.90
9.802-568.0	Piston Seal Extractor	\$73.00
9.802-572.0	U-Seal Inserter Piston for LT Manifold	\$16.56
9.802-578.0	U-Seal Inserter Bushing for LT Manifold	\$8.75
9.802-573.0	U-Seal Inserter Piston for LM Manifold	\$16.56
9.802-579.0	U-Seal Inserter Bushing for LM Manifold	\$9.57
9.802-569.0	Hammer, Plastic Head	\$46.16
9.802-574.0	Plastic Tool Box	\$28.67

## Landa Kärcher Group Pump Oil

**LANDA®**  
Kärcher Group



- Formulated to exceed the factory specifications for Landa Kärcher Group, Admiral, AR, Interpump, General and other high-pressure pumps.

Part #	Description	List Price
8.923-424.0	32 oz Landa Pump Oil	\$10.30

## Landa Kärcher Group Fuel Filter / Water Separator

**LANDA®**  
Kärcher Group



8.709-158.0

- Removes water from fuel
- Replace elements without tools
- 10 micron element
- 1/4" FPT inlet and outlet
- Filters gasoline and diesel fuel

## Discharge Manifold / Rupture Disk

**LANDA®**  
Kärcher Group



- Prevents dangerous thermal expansion of water in the coil
- Ensures operator safety

Part #	Description	List Price
9.149-003.0	Coil Outlet Discharge Manifold	\$56.25
8.725-944.0	Rupture Disk, 8000 PSI, Red	\$4.95
9.151-014.0	Rupture Disk, 5000 PSI, Blue	\$3.35
9.184-030.0	Rupture Disk Spacer	\$4.15

Part #	Description	List Price
8.709-158.0	Filter, Fuel/Water Separator	\$69.50
8.709-161.0	Replacement Element	\$26.10
8.709-163.0	Replacement Element, Fuel/Water Separator - Heavy-duty	\$35.80
8.709-164.0	Kit, O-Rings & Drain Plug	\$30.12
8.700-553.0	Kit, O-Rings, Drain Plug, Cup	\$42.50
8.700-554.0	Plug, Vent, Plastic	\$10.51

## Landa Kärcher Group G3 Pump Repair Kits

**LANDA®**  
Kärcher Group

Original factory direct repair kits. See kit selection chart on the following page. Individual parts are also available.



Valve Kit



Seal Kit



Packing with Brass



Plunger Oil Seals



Ceramic Plunger Kit

Part #	Description	List Price
<b>Valve Kit</b>		
8.754-859.0	Valve Kit [LB, LF, LP, LP1 Series]	\$41.10
9.803-936.0	Valve Kit [LE, LD, LG Series]	\$59.00
9.802-603.0	Valve Kit [LM, LT, LS Series]	\$60.75
8.753-824.0	Valve Kit [LT Series]	\$44.75
9.802-604.0	Valve Kit [LX5050]	\$69.00
8.753-515.0	Valve Kit [LX5450 series]	\$152.15
9.802-608.0	Valve Kit [LX8030, LX1025]	\$75.25
8.752-853.0	Valve Kit, 22mm [LX series]	\$11.18
8.717-589.0	Valve Kit, 28mm [LX series]	\$27.09
<b>Seal Kit</b>		
8.754-860.0	Plunger Seals, 14mm [LF, LP, LP1 Series]	\$49.70
8.725-358.0	Plunger Seals, 15mm [LS Series]	\$78.75
8.725-354.0	Plunger Seals, 15mm [LE2020F, LE3525F, LD3030(H), LG Series]	\$75.50
8.754-856.0	Plunger Seals, 16mm [LB, LF Series]	\$82.97
8.753-512.0	Plunger Seals, 16mm [LX5450]	\$53.25
8.725-360.0	Plunger Seals, 18mm [LM4035]	\$92.50
8.753-821.0	Plunger Seals, 18mm [LT Series]	\$73.18
8.725-356.0	Plunger Seals, 18mm [LE2020S, LD4020]	\$106.00
8.725-362.0	Plunger Seals, 20mm [LM5030]	\$72.25
8.916-488.0	Plunger Seals, 20mm [LT Series]	\$90.50
8.916-487.0	Plunger Seals, 22mm [LT5030]	\$98.25
8.752-844.0	Plunger Seals, 22mm [LX Series]	\$68.03
8.725-364.0	Plunger Seals, 25mm [LX8030, LX1025]	\$124.50
8.752-845.0	Plunger Seals, 28mm [LX Series]	\$92.94
9.802-615.0	Plunger Seals [LX5050]	\$68.75
<b>Plunger Oil Seals</b>		
9.803-937.0	Plunger Oil Seals [LB, LD, LE, LF, LG, LP, LP1 Series]	\$7.65
9.802-609.0	Plunger Oil Seals [LM, LS Series]	\$17.10
9.802-606.0	Plunger Oil Seals [LT, LS Series]	\$16.95
8.752-835.0	Plunger Oil Seals [LT, LX, LX5450 Series]	\$4.76

Part #	Description	List Price
<b>Packing w/ Brass</b>		
8.754-861.0	Complete Seal Packing, 14mm [LF, LP, LP1 Series]	\$52.49
8.725-359.0	Complete Seal Packing, 15mm [LS Series, LM3540]	\$46.60
8.725-355.0	Complete Seal Packing, 15mm [LE2020F, LE3525F, LD3030H, LG Series]	\$41.70
8.754-857.0	Complete Seal Packing, 16mm [LB, LF Series]	\$53.39
8.753-513.0	Complete Seal Packing, 16mm [GX5450]	\$39.23
8.725-357.0	Complete Seal Packing, 18mm [LE2020S, LD4020]	\$50.50
8.725-361.0	Complete Seal Packing, 18mm [LM4035H]	\$46.20
8.753-822.0	Complete Seal Packing, 18mm [LT Series]	\$48.51
8.725-363.0	Complete Seal Packing, 20mm [LM4030, LM5030]	\$44.10
8.916-322.0	Complete Seal Packing, 20mm [LT Series]	\$58.50
8.916-323.0	Complete Seal Packing, 22mm [LT5030]	\$58.50
8.752-850.0	Complete Seal Packing, 22mm [LX Series]	\$33.37
8.725-365.0	Complete Seal Packing, 25mm [LX8030, LX1025]	\$64.00
8.752-851.0	Complete Seal Packing, 28mm [LX Series]	\$46.26
9.802-616.0	Complete Seal Packing [LX5050]	\$64.00
<b>Ceramic Plunger Kit*</b>		
8.754-862.0	Plunger, 14mm [LF, LP, LP1 Series]	\$16.50
9.803-934.0	Plunger, 15mm [LE2020F, LE3525F, LD3030H, LD3030, LG Series]	\$40.00
8.933-023.0	Plunger, 15mm [LS Series]	\$34.30
8.754-858.0	Plunger, 16mm [LB, LF Series]	\$33.06
8.753-514.0	Plunger, 16mm [LX5450]	\$21.17
8.753-823.0	Plunger, 18mm [LT Series]	\$29.19
8.751-237.0	Plunger, 18mm [LM4035, LX5050]	\$54.25
9.803-935.0	Plunger, 18mm [LE2020S, LD4020]	\$45.50
8.751-238.0	Plunger, 20mm [LM4030, LM5030]	\$56.75
9.802-607.0	Plunger, 20mm [LT4035]	\$70.75
9.802-611.0	Plunger, 22mm [LT5030]	\$68.25
8.752-839.0	Plunger, 22mm [LX Series]	\$30.07
9.802-614.0	Plunger, 25mm [LX8030, LX1025]	\$73.25
8.752-840.0	Plunger, 28mm [LX Series]	\$30.53

\*Includes bolt, washer, O-ring, teflon ring and ceramic plunger

## Landa Kärcher Group G3 Pump Repair Kit Selection Chart

**LANDA®**  
Kärcher Group

Use the selection chart below to find the correct repair kits for the specific Landa Kärcher Group Pump Model.

Pump Model	Valves	Seal Kits*	Packing w/Brass	Plunger Oil Seals	Ceramic Plunger Kit**
LB3030	8.754-859.0	8.754-856.0	8.754-857.0	9.803-937.0	8.754-858.0
LB3030R	8.754-859.0	8.754-856.0	8.754-857.0	9.803-937.0	8.754-858.0
LB4025	8.754-859.0	8.754-856.0	8.754-857.0	9.803-937.0	8.754-858.0
LD3025	9.803-936.0	8.725-356.0	8.725-357.0	9.803-937.0	9.803-935.0
LD3030	9.803-936.0	8.725-354.0	8.725-355.0	9.803-937.0	9.803-934.0
LD3030H	9.803-936.0	8.725-354.0	8.725-355.0	9.803-937.0	9.803-934.0
LD4020	9.803-936.0	8.725-356.0	8.725-357.0	9.803-937.0	9.803-935.0
LE2020F	9.803-936.0	8.725-354.0	8.725-355.0	9.803-937.0	9.803-934.0
LE2020S	9.803-936.0	8.725-356.0	8.725-357.0	9.803-937.0	9.803-935.0
LE2825F	9.803-936.0	8.725-354.0	8.725-355.0	9.803-937.0	9.803-934.0
LE2825S	9.803-936.0	8.725-356.0	8.725-357.0	9.803-937.0	9.803-935.0
LE3525F	9.803-936.0	8.725-354.0	8.725-355.0	9.803-937.0	9.803-934.0
LF2030F	8.754-859.0	8.754-860.0	8.754-861.0	9.803-937.0	8.754-862.0
LF2030S	8.754-859.0	8.754-856.0	8.754-857.0	9.803-937.0	8.754-858.0
LF2830F	8.754-859.0	8.754-860.0	8.754-861.0	9.803-937.0	8.754-862.0
LF2830S	8.754-859.0	8.754-856.0	8.754-857.0	9.803-937.0	8.754-858.0
LF3530F	8.754-859.0	8.754-860.0	8.754-861.0	9.803-937.0	8.754-862.0
LG2530G	9.803-936.0	8.725-354.0	8.725-355.0	9.803-937.0	9.803-934.0
LG3030G	9.803-936.0	8.725-354.0	8.725-355.0	9.803-937.0	9.803-934.0
LG3035G	9.803-936.0	8.725-354.0	8.725-355.0	9.803-937.0	9.803-934.0
LG3535G	9.803-936.0	8.725-354.0	8.725-355.0	9.803-937.0	9.803-934.0
LG4030G	9.803-936.0	8.725-354.0	8.725-355.0	9.803-937.0	9.803-934.0
LH5050	9.802-604.0	9.804-492.0	9.804-493.0	9.802-606.0	9.802-629.0
LM3540	9.802-603.0	8.725-358.0	8.725-359.0	9.802-609.0	8.933-023.0
LM3540R.3	9.802-603.0	8.725-358.0	8.725-359.0	9.802-609.0	8.933-023.0
LM3840R.3	9.802-603.0	8.725-358.0	8.725-359.0	9.802-609.0	8.933-023.0
LM4030	9.802-603.0	8.725-362.0	8.725-363.0	9.802-609.0	8.751-238.0
LM4035	9.802-603.0	8.725-360.0	8.725-361.0	9.802-609.0	8.751-237.0
LM4035H	9.802-603.0	8.725-360.0	8.725-361.0	9.802-609.0	8.751-237.0
LM5030	9.802-603.0	8.725-362.0	8.725-363.0	9.802-609.0	8.751-238.0
LM6035	9.802-603.0	8.725-360.0	8.725-361.0	9.802-609.0	8.751-237.0
LP2535G	8.754-859.0	8.754-860.0	8.754-861.0	9.803-937.0	8.754-862.0
LP3035G	8.754-859.0	8.754-860.0	8.754-861.0	9.803-937.0	8.754-862.0
LP3035G1	8.754-859.0	8.754-860.0	8.754-861.0	9.803-937.0	8.754-862.0
LP3535G1	8.754-859.0	8.754-860.0	8.754-861.0	9.803-937.0	8.754-862.0
LP4035G1	8.754-859.0	8.754-860.0	8.754-861.0	9.803-937.0	8.754-862.0
LS3040G.3	9.80-2603.0	8.725-358.0	8.725-359.0	9.802-609.0	8.933-023.0
LS3540G.3	9.802-603.0	8.725-358.0	8.725-359.0	9.802-609.0	8.933-023.0
LS4040G.3	9.802-603.0	8.725-358.0	8.725-359.0	9.802-609.0	8.933-023.0
LS5030G.3	9.802-603.0	8.725-358.0	8.725-359.0	9.802-609.0	8.933-023.0
LT4035	9.802-603.0	8.91-6488.0	8.916-322.0	9.802-606.0	9.802-607.0
LT4040	9.802-603.0	8.916-488.0	8.916-322.0	9.802-606.0	9.802-607.0
LT4540.2	8.753-824.0	8.753-821.0	8.753-822.0	8.752-835.0	8.753-823.0
LT5030	9.802-603.0	8.916-487.0	8.916-323.0	9.802-606.0	9.802-611.0
LT5030H	9.802-603.0	8.916-487.0	8.916-323.0	9.802-606.0	9.802-611.0
LT6035	9.802-603.0	8.916-488.0	8.916-322.0	9.802-606.0	9.802-607.0
LT6036.2	8.753-824.0	8.753-821.0	8.753-822.0	8.752-835.0	8.753-823.0
LX1025	9.802-608.0	8.725-364.0	8.725-365.0	9.802-606.0	9.802-614.0
LX1036.2	8.753-349.0	8.752-844.0	8.752-850.0	8.752-835.0	8.752-839.0
LX5050	9.802-604.0	9.802-615.0	9.802-616.0	9.802-606.0	9.802-629.0
LX5450	8.753-515.0	8.753-512.0	8.753-513.0	8.752-835.0	8.753-514.0
LX8030	9.802-608.0	8.725-364.0	8.725-365.0	9.802-606.0	9.802-614.0
LX9536.2	8.753-349.0	8.752-844.0	8.752-850.0	8.752-835.0	8.752-839.0

\*When replacing V-seals, use Packing with Brass

## PARTS & ACCESSORIES

### Landa Kärcher Group Unloader Valves

**LANDA®**  
Kärcher Group



VBA35

PA

- PA VB8 - 8 GPM, 3650 max PSI
- VBXL - 13 GPM, 3000 max PSI
- VBA35 - 6.6 GPM, 3500 max PSI
- MV520 - 8 GPM, 2000 max PSI
- PA - 8 GPM, 3360 max PSI
- VB55 - 8 GPM, 3200 max PSI

Part #	Description	List Price
9.802-362.0	PA VB8 w/ switch (N/C) for PHW	\$135.50
9.803-899.0	VBA35 for Landa LG, LD and LE pumps	\$109.00
8.715-508.0	VBXL 13 GPM @ 3000 PSI with Knob	\$136.00
8.712-589.0	MV520 for Landa LD and LE pumps	\$47.10
9.803-900.0	VBA35 for Landa LM and LS pumps	\$126.50
9.802-363.0	PA for Landa LM and LS pumps	\$113.36
9.802-361.0	VB55 w/ 1/8" Bore for Easy Start	\$121.50
8.715-502.0	HM DX Unset (921462)	\$112.50

### Voltage Regulator

**LANDA®**  
Kärcher Group



- Designed specifically for Landa Kärcher Group for use on 12VDC burner systems

Part #	Description	List Price
9.802-531.0	25 Amp, 15 Volt	\$222.00

### Adjustable Thermostat Switches for Landa Kärcher Group Discharge Manifold

**LANDA®**  
Kärcher Group



- For use with Landa Kärcher Group discharge manifold
- Capillary tube provides fast response time
- Prevents burner from overheating
- Two models adjustable to 240°F or 302°F

Part #	Description	List Price
8.750-094.0	150°C/302°F, 2 meter capillary	\$20.20
8.750-095.0	120°C/240°F, 2 meter capillary	\$21.40

### Universal Unloader (UU1)

**Legacy**

Legacy's patented\* Universal Unloader is unique in that it allows for height or width adjustments making it ideal for any pump.



- 6 GPM
- 3500 PSI
- 195°F
- Forged-brass body
- 1/2" NPT inlet
- 3/8" NPT outlet
- Stainless-steel seat and low-friction, wear-resistant plunger
- 16.1 oz weight

\*Patent US 8,313,311 B2

Part #	Description	List Price
9.175-018.0	Legacy Universal Unloader (UU1)	\$123.50

### Timer



- Preset and adjustable available
- Heavy-duty

Part #	Description	List Price
9.802-472.0	Solid State, 120V, 5-60 Min for Auto Start	\$107.00

### Adjustable Thermostat Switches

**LANDA®**  
Kärcher Group



- Capillary tube provides fast response time
- Prevents burner from overheating
- Adjustable to 300°F

Part #	Description	List Price
9.802-285.0	300°	\$48.60
8.712-186.0	175°, SJ Units	\$63.50

## Landa Kärcher Group Burners

**LANDA®**  
Kärcher Group

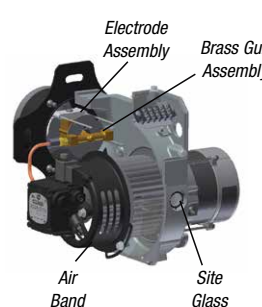
Landa Kärcher Group's oil burners are a leader in performance, reliability, and energy efficiency. Industry exclusive features provide a durable, maintenance free package. Designed especially for the harsh environment of the pressure washer industry, these burners are built to provide years of trouble-free service.



- 0.75 to 7.0 GPH
- 56,000 to 960,000 BTU's
- Exceptional performance even at low GPH for a wide range of applications
- Easy to service due to overall simple ease of making adjustments and overall design
- Sight glass for viewing spark, ignition, and fan provides at-a-glance performance monitoring of inside of burner
- Solid State, high output ignitors for better ignition
- Power and ignition indicator lights show that burner is working
- Corrosion-free die cast aluminum fan housing with slide-in guide for forged brass gun assembly
- Dependable Suntec fuel pumps are the best in the industry
- Forged brass gun assembly with self-aligning electrodes for reliable ignition
- Water-tight electrical box with numbered terminal strip and wiring diagram for quick and easy installation
- Fuel options include No. 1 or 2 heating oil, No. 1 or 2 diesel fuel, or kerosene
- ETL Listed to UL and CSA Safety Standards

Part #	Size	Motor/ Ignitor Voltage	Motor	Solenoid Voltage	Air Cone Size	Firing Rate Min (GPH)	Firing Rate Max (GPH)	Tube Length	List Price
8.918-916.0	S	120V	1/6 HP, 3450 RPM, Continuous-Duty, Split-Phase, Capacitor-Start	24V	F22	2.0	3.0	3"	\$738.99
8.918-914.0	S	120V	1/6 HP, 3450 RPM, Continuous-Duty, Split-Phase, Capacitor-Start	24V	F12	1.25	2.0	3"	\$738.99
8.918-913.0	S	120V	1/6 HP, 3450 RPM, Continuous-Duty, Split-Phase, Capacitor-Start	120V	F22	2.0	3.0	3"	\$761.76
8.918-915.0	S	120V	1/6 HP, 3450 RPM, Continuous-Duty, Split-Phase, Capacitor-Start	120V	F12	1.25	2.0	3"	\$821.79
8.918-920.0	S	120V	1/6 HP, 3450 RPM, Continuous-Duty, Split-Phase, Capacitor-Start	120V	F4	0.75	1.25	3"	\$846.63
8.918-917.0	S	230V	1/6 HP, 3450 RPM, Continuous-Duty, Split-Phase, Capacitor-Start	24V	F22	2.0	3.0	3"	\$840.42
8.918-918.0	S	230V	1/6 HP, 3450 RPM, Continuous-Duty, Split-Phase, Capacitor-Start	120V	F22	2.0	3.0	3"	\$823.86
8.918-919.0	S	12VDC	1/7 HP, 3450 RPM, Continuous-Duty, Shunt-Wound	12-24V	F22	2.0	3.0	3"	\$1,694.30
8.920-646.0	L	120V	1/5 HP, 3450 RPM, Continuous-Duty, Split-Phase	24V	F22	1.5	3.5	3"	\$791.78
8.920-645.0	L	120V	1/4 HP, 3450 RPM, Continuous-Duty, Split-Phase, Capacitor-Start	120V	F22	1.5	3.5	3"	\$884.93
8.920-649.0	L	120V	1/4 HP, 3450 RPM, Continuous-Duty, Split-Phase, Capacitor-Start	120V	F22	1.5	3.5	1"	\$795.92
8.920-650.0	L	120V	1/4 HP, 3450 RPM, Continuous-Duty, Split-Phase, Capacitor-Start	120V	F310	2.0	7.0	3"	\$1,156.10
8.920-960.0	L	120V	1/4 HP, 3450 RPM, Continuous-Duty, Split-Phase, Capacitor-Start	120V	F310	2.0	7.0	1"	\$1,187.15
8.920-647.0	L	230V	1/7 HP, 3450 RPM, Continuous-Duty, Split-Phase	24V	F22	1.5	3.5	3"	\$806.27
8.920-648.0	L	230V	1/7 HP, 3450 RPM, Continuous-Duty, Split-Phase	24V	F22	1.5	3.5	1"	\$809.37
8.920-651.0	L	230V	1/7 HP, 3450 RPM, Continuous-Duty, Split-Phase	120V	F310	2.0	7.0	1"	\$1,183.01
8.920-961.0	L	12VDC	1/7 HP, 3450 RPM, Continuous-Duty, Shunt-Wound	24V	F22	1.5	3.5	3"	\$738.99
8.920-962.0	L	12VDC	1/5 HP, 3450 RPM, Continuous-Duty, Shunt-Wound	24V	F310	2.0	7.0	1"	\$738.99

## The burner designed specifically for the pressure washer industry!



# PARTS & ACCESSORIES

## Landa Kärcher Group Burner Chart

Surefire Part #	Series	Description Motor / Coil	Motor	Ignitor Transformer	Fuel Pump	Solenoid Coil	Electrode Assembly	Blower Wheel
8.918-901.0		KNA-S 120V / 120V	8.750-517.0	8.918-449.0	8.753-300.0	8.750-763.0	8.750-778.0	8.750-052.0
8.918-903.0		KNA-S 230V / 120V	8.750-518.0	8.918-450.0	8.753-300.0	8.750-763.0	8.750-778.0	8.752-052.0
8.918-905.0		KNA-S 12V / 12V	8.751-074.0	8.918-451.0	8.753-300.0	8.750-764.0	8.751-342.0	8.751-072.0
8.918-907.0		KNA-S 120V / 120V	8.750-517.0	8.918-449.0	8.700-759.0	9.802-640.0	8.750-778.0	8.750-052.0
8.918-909.0		KNA-S 230V / 230V	8.750-518.0	8.918-450.0	8.750-760.0	9.802-641.0	8.750-778.0	8.750-052.0
8.919-911.0		KNA-S 12V / 12V	8.751-074.0	8.918-451.0	8.700-758.0	8.700-794.0	8.751-342.0	8.751-072.0
8.918-913.0	PGHW4-30224E PGHW4-40324E HS-3000	KNA-S 120V / 120V	8.750-517.0	8-918-449.0	8.700-759.0	9.802-640.0	8.750-778.0	8.750-052.0
8.918-915.0	HOT3-11024D HOT3-30036D	KNA-S 120V / 120V	8.750-517.0	8-918-449.0	8.700-759.0	9.802-640.0	8.750-778.0	8.750-052.0
8.918-917.0	PHW4-22024A PHW4-22024B PHW4-22024G PHW4-22024H PHW4-30024A PHW4-30024B PHW4-30024G PHW4-30024H	KNA-S 230V / 230V	8.750-518.0	8.918-450.0	8.700-758.0	8.700-794.0	8.750-778.0	8.750-052.0
8.918-919.0	MHC3-25124 MHC3-30324 MHC4-30324 MHC4-30324E MHC4-30324E/S MHC4-35324E PGDC4-35324E PGDC4-35324E PGDC4-35224E PGDC5-35324E MHP4-30324 MHP4-35224E MHP4-35324E	KNA-S 12V / 12V	8.751-074.0	8.918-451.0	8.700-758.0	8.700-794.0	8.751-342.0	8.751-072.0
8.920-547.0		KNA-S 230V / 230V	8.750-518.0	8.918-450.0	8.750-760.0	9.802-641.0	8.750-778.0	8.750-052.0
8.918-902.0		KNA-S 120V / 120V	8.750-517.0	8.918-449.0	8.753-300.0	8.750-763.0	8.750-778.0	8.750-052.0
8.918-904.0		KNA-S 230V / 230V	8.750-518.0	8.918-450.0	8.753-300.0	8-750-762.0	8.750-778.0	8.750-052.0
8.918-906.0		KNA-S 12V / 12V	8.751-074.0	8.918-451.0	8.753-300.0	8.750-764.0	8.751-342.0	8.751-072.0
8.918-908.0		KNA-S 12V / 12V	8.751-074.0	8.918-451.0	8.753-300.0	8.750-764.0	8.751-342.0	8.751-072.0
8.918-910.0		KNA-S 12V / 12V	8.751-074.0	8.918-451.0	8.750-758.0	8.700-794.0	8.751-342.0	8.751-072.0
8.918-912.0		KNA-S 230V / 12V	8.750-518.0	8.918-450.0	8.750-758.0	8.700-794.0	8.750-778.0	8.750-052.0
8.918-914.0	PHW3-11024D	KNA-S 120V / 12V	8.750-517.0	8.918-449.0	8.750-758.0	8.700-794.0	8.750-778.0	8.750-052.0
8.918-916.0	PHW4-22024C PHW4-22024F PHW4-30024C PHW4-30024F	KNA-S 120V / 12V	8.750-517.0	8.918-449.0	8.750-758.0	8.700-794.0	8.750-778.0	8.750-052.0
8.918-918.0	HOT4-20024A HOT4-20024G	KNA-S 230V / 120V	8.750-518.0	8.918-450.0	8.700-759.0	9.802-640.0	8.750-778.0	8.750-052.0
8.919-920.0	HOT2-11026D HOT2-15026D HOT2-11024D HOT2-15024D	KNA-S 120V / 120V	8.750-517.0	8.918-449.0	8.700-759.0	9.802-640.0	8.750-778.0	8.750-052.0
8.920-645.0	PGHW5-50524E ECOS-7000 PGHW5-35324E PGHW5-30224E PDHW5-35624E/G PDWH5-35624E/G/SS	KNA-M 120V / 120V	8.752-930.0	8.918-449.0	8.700-759.0	9.802-640.0	8.750-778.0	8.752-928.0
8.920-647.0	PHW5-30024B	KNA-M 230V / 12V	8.752-931.0	8.918-450.0	8.750-758.0	8.700-794.0	8.750-778.0	8.752-928.0
8.920-649.0		KNA-M 120V / 120V	8.752-930.0	8.918-449.0	8.700-759.0	9.802-640.0	8.750-778.0	8.752-928.0
8.920-651.0		KNA-L 230V / 120V	8.752-931.0	8.918-449.0	8.752-923.0	8.752-924.0	8.750-778.0	8.752-928.0
8.920-961.0		KNA-M 12V / 12V	8.752-933.0	8.918-451.0	8.750-758.0	8.700-794.0	8.751-342.0	8.752-929.0
8.920-646.0	PHW5-30024C	KNA-M 120V / 12V	8.752-930.0	8.918-449.0	8.750-758.0	8.700-794.0	8.750-778.0	8.752-928.0
8.920-648.0		KNA-M 230V / 12V	8.752-931.0	8.918-450.0	8.750-758.0	8.700-794.0	8.750-778.0	
8.920-650.0		KNA-L 120V / 120V	8.752-930.0	8.918-449.0	8.752-923.0	8.752-924.0	8.750-778.0	8.752-928.0
8.920-960.0	SLT6-32324E SLT8-30324E SLX10-25324E SLX6-32624E SLT8-32624E SLX10-32624E	KNA-L 120V / 120V	8.752-930.0	8.918-449.0	8.752-923.0	8.752-924.0	8.750-778.0	8.752-928.0
8.920-962.0		KNA-M 12V / 12V	8.752-933.0	8.918-451.0	8.750-758.0	8.700-794.0	8.751-342.0	8.752-929.0

## Landa Kärcher Group Coils

**LANDA®**  
Kärcher Group



8.912-239.0

- Cold-rolled pipe, no weak points from heating to make bends
- Heavy-duty schedule 80 carbon steel pipe
- "Aluminized steel" wrapper
- Best warranty in the industry

Part #	Description	List Price
8.912-239.0	DuraCoil 20" Dia, Sch 80, with Aluminized Steel Wrap, Horizontal	\$906.00
9.803-134.0	DuraCoil 14.5" Dia, Sch 80, MVC, VHP	\$726.57
8.914-962.0	DuraCoil 14.5" Dia, Sch 80, MHC, HOT	\$876.00
9.803-135.0	VNG-S after 4/99, new style, 18" dia., ENG,VNG, NG,VHG	\$1,095.00
8.912-247.0	DuraCoil, VNG, Large, after 3/97, new style ENG,VNG,NG	\$2,500.00
8.912-241.0	VNG-S, 16" (5/89-3/99) Except 8-2500, 6-3000, old style	\$973.00
8.912-240.0	VNG-S Except 8-2500, 6-3000, old style pre 5/89	\$1,080.00
8.912-238.0	GTO Replacement Coil	\$671.72
8.912-248.0	DuraCoil, 6-3,8-3 VNG/VHG for modulating thermo	\$2,615.00
8.718-911.0	Coil Clean Chemical, 8#	\$57.47

## Landa Kärcher Group Top & Bottom Wraps

**LANDA®**  
Kärcher Group

- Stainless and mild steel



8.912-187.0



8.912-188.0



8.912-866.0

Part #	Description	List Price
8.912-187.0	Top, Yellow	\$191.50
8.912-192.0	Top, Stainless Steel, PHW	\$270.00
8.914-969.0	Top, Stainless Steel, MHC, HOT	\$433.67
8.917-500.0	Top, Yellow, MHC, HOT	\$99.20
8.912-191.0	Bottom, Wrinkle Black, PHW	\$235.98
8.914-946.0	Bottom, Wrinkle Black, MHC, HOT	\$239.09
8.912-188.0	Bottom, Yellow	\$280.49
8.912-866.0	Outer, MVC	\$163.53
9.803-027.0	Outer, Stainless, MVC	\$291.87

## Coil Insulation

**LANDA®**  
Kärcher Group



9.802-833.0



9.802-894.0



8.717-396.0



9.802-900.0



9.802-901.0



9.802-902.0

- Refractory grade ceramic
- Retains heat inside coil for better fuel efficiency and paint protection

Part #	Description	List Price
9.802-883.0	Front Head, No Hole	\$19.75
8.735-002.0	Front Head, No Hole, 16"	\$22.00
9.802-894.0	Burner Head, with Hole	\$33.90
8.731-284.0	Burner Head, with Hole, 16"	\$23.20
8.933-009.0	Gasket, Burner Plate	\$1.35
8.717-424.0	Gasket, Skid Stackless Top	\$7.87
8.717-425.0	Gasket, Stackless Adapter	\$8.20

Part #	Description	List Price
9.802-900.0	Tank Bottom, 1" Blanket, VHW, VHP	\$16.20
9.802-901.0	Tank Head 16" OD x 8" ID, VHW, VHP	\$33.30
8.717-396.0	Disk, Flash Pan, GTO (2 req)	\$17.15
8.717-410.0	Blanket, w/ Foil sqft (10 sqft req)	\$12.25
9.802-896.0	Blanket-No Foil, 24" x 57", Horizontal	\$51.25
9.802-902.0	Blanket-Die Cut, 28" x 24", Horizontal	\$26.80
8.717-433.0	Blanket-Die Cut, 33" x 89" (VNG)	\$185.27

## PARTS & ACCESSORIES

### Draft Diverters / Rain Caps

**LANDA®**  
Kärcher Group



9.801-040.0



8.717-731.0

- Draft diverter prevents backdrafts, keeps cold air out
- Rain cap prevents water running down vent pipes
- Fits on standard stove pipe
- Hot dipped galvanized

Part #	Description	List Price
8.717-728.0	8", Round	\$132.00
9.801-040.0	10", Round	\$141.00
8.717-730.0	12", Round	\$219.50
8.717-731.0	10", Exhaust Stack, Cap	\$80.75
8.717-732.0	12", Exhaust Stack, Cap	\$111.78

### Insulation and Rigid Disc/Donuts



- Refractory-grade ceramic kaowool formed
- Retains heat inside coil for better fuel efficiency and paint protection.

Part #	Description	Thick	Length	List Price
<b>"Rigid Formed" Donut and Discs</b>				
8.704-807.0	Donut, 18" W	.88"	6"/4.4"	\$45.30
8.704-810.0	Donut, 16" W	.88"	6"/4.4"	\$45.20
8.717-474.0	Donut, 24" W			\$73.00
8.704-808.0	Disc, 18" W	.88"		\$24.10
8.704-809.0	Disc, 16" W	.88"		\$22.20
8.717-475.0	Disc, 24" W			\$63.75
<b>Insulation Blanket</b>				
8.901-288.0	Coil Wrap, 24"	1"	4'	\$40.37
8.901-289.0	Coil Wrap, 24"	1"	5'	\$47.80
8.704-800.0	Coil Wrap, 24"	1"	6'	\$50.00
8.704-802.0	Full Roll, 24"	1/2"	37.5'	\$173.00
8.704-805.0	Full Roll, 24"	1"	25'	\$158.50

### Copper Fuel Dip Tubes

**LANDA®**  
Kärcher Group



Part #	Description	List Price
8.706-957.0	PHW Fuel, 12", Brass	\$24.40
8.902-250.0	HS Fuel, 6.5", Brass	\$24.06
8.902-251.0	VHW Fuel, 7.5", Brass	\$24.17
8.902-252.0	MHP Fuel, 17", Brass	\$25.20

### Flue Adapters

**LANDA®**  
Kärcher Group



8.717-745.0



8.717-733.0

- Used to vent exhaust from horizontal hot water machines
- Hot dipped galvanized
- Adapts to standard stove pipe

Part #	Description	List Price
8.903-430.0	8" without Stack, new style kit	\$174.00
8.717-745.0	8" without Stack, new style	\$164.25
8.750-310.0	8" without Stack, HOT, MHC	\$154.40
8.717-769.0	10" without Stack, SLT/SLX	\$186.30
8.717-733.0	8" with Stack, old style	\$104.54
8.717-734.0	10" with Stack, old style	\$111.78
8.903-428.0	10" SLX Models	\$187.34
8.903-429.0	10" SLT Models	\$268.44

\*Includes insulation and mounting hardware

### Float Tank

**LANDA®**  
Kärcher Group



- 3.5 gallon capacity
- 22" x 13-1/2" x 5"
- Heavy 3/16" durable plastic
- Convenient mounting tabs
- Complete assemblies available, call with model number

Part #	Description	List Price
9.802-084.0	Universal Plastic Float Tank	\$97.50
8.912-233.0	Lid & Hinges	\$33.50

### Plastic Dip Tube Assembly

**LANDA®**  
Kärcher Group



- New style plastic dip tubes
- Rubber bushing seal ordered separately

Part #	Description	List Price
8.706-494.0	MPG, VHW, MVP, HS, 7.5"	\$6.00
8.706-495.0	PHWS, OHW, HOT, 12"	\$6.31
8.706-496.0	Skids, 17.75"	\$6.47
9.802-053.0	Rubber bushing	\$0.80

## On/Off Rotary Switch

**LANDA®**  
Kärcher Group



9.802-449.0

- Single or three phase
- 2 position or 3 position
- Heavy-duty

Part #	Description	List Price
9.802-449.0	115-230V, 1PH 3-position	\$61.75
8.716-027.0	230/460V, 3PH 3-position	\$127.31
9.802-450.0	120-600V, 1-3PH 2-position	\$62.50

## Landa Kärcher Group Flow Switch **LANDA®**

Kärcher Group



8.933-006.0

- Horizontal or vertical mount
- 4350 PSI
- 8 GPM max flow, 1.8 GPM min flow
- 180°F
- 12-250V, .8 amps
- 3/8" FPT inlet/outlet
- 2 wire reed

Part #	Description	List Price
8.933-006.0	Landa MV60, Versatile Mount	\$67.00
8.712-244.0	Vertical Mount Only	\$62.50
9.803-266.0	Replacement Reed Switch	\$34.90

## Landa Kärcher Group Fuel Tanks

**LANDA®**  
Kärcher Group



- International color coded for gas (red) and diesel (green)
- Rugged fill neck cap with vent
- Semi transparent shows fuel level
- Heavy-duty 14 gauge

Part #	Description	List Price
8.706-603.0	10 gal Poly, Yellow, Skids	\$150.00
8.706-604.0	5 gal Poly, Red, Skids	\$95.25
8.706-606.0	10 gal Poly, Red, SGHW	\$154.50
8.706-626.0	6 gal Poly, Yellow, VHW/MVP/MVC	\$104.54
8.706-627.0	6 gal Poly, Red, MPG	\$94.34

Note: Cap not included with tank

## Landa Kärcher Group Fuel Caps

**LANDA®**  
Kärcher Group



9.802-089.0

9.802-082.0

8.706-629.0, 8.706-637.0

Part #	Description	List Price
9.802-089.0	Threaded Cap (Fits All Poly Fuel Tanks)	\$5.50
8.706-629.0	14" w/ Fuel Gauge, PHW & PGHW Metal Tanks	\$31.30
8.706-637.0	18" w/ Fuel Gauge, SGHW Metal Tanks	\$60.25
9.802-082.0	Plastic, Twist Lock, PHW Metal Tanks	\$16.30

# 2017 SPECIAL ORDER PRICE LIST

**All Specials Ship from Camas, WA**

Landa Kärcher Group supplements its standard line of hot and cold water pressure washers with an extensive offering of special models configured to meet a customer's unique needs.

All specials fall under two categories: (1) Price List Specials where no quotation is required; and (2) Special Orders that require a quotation.

## **Price List Specials: No Quotation Required**

Most special applications can be satisfied by choosing from one of the Price List Special models shown in this price list. All items may be ordered through any customer service representative and do not require a specials quote. Note that lead times for these items are listed in this price list and are subject to change with extended lead times.

These models allow you to add specially configured options to current standard Landa Kärcher Group models. Pricing for these units is determined simply by taking the regular equipment price and adding the cost of the option. Some of the items in this price list are former standard models that were made "obsolete" due to lack of demand. The list price for these models may reflect the added costs associated with building a non-standard unit.

## **Special Orders: Quotation Required**

Machine modifications that do not appear in this price list may also be requested. These Special Order machines fall into the category of true hybrid equipment. They are designed and built specifically to meet a customer's unique specifications.

Hybrid specials must go through a complete quote process. The quote will include administrative as well as labor and material costs, such as component costs, engineering time and materials, assembly labor, and order processing costs.

\*Please note that the mission of our Special Order department is to generate timely quotes and manufacture the highest quality in customized equipment. Please avoid using this department for the following:

- Changes to match bid specs on a competitor unit. (Invariably the cost of going through specials will negate the ability to compete on a bid against a competitor's standard model.)
- Remove features or components to lower your cost on the unit.
- Design wholly new equipment that is not currently in the Landa Kärcher Group line, unless the quantity is sufficient to recover Landa Kärcher Group's engineering costs.

## **How to place a request for quotation to the Specials department:**

1. Go to the dealer.landa.com website.
2. At the top left of the home page, highlight "**Customer Service**" and select "**Special Request Form**".
3. Fill out the form completely and give as many details as possible.
4. Click on the "**Submit Request**" button at the bottom of this page.
5. We will respond to your quote request within 24 hours with a quote. In cases where the quote requires information outside of our control, we will respond with an updated response time within 24 hours.
6. All Specials ship from Camas, Washington.

*Unless otherwise stated, modified machines are not listed with ETL or ETLc certification standards.*



## PHW

### Hot Water, Mobile, Electric-Powered, Diesel/Oil-Heated

Series/Model	Description of Value Added	Lead Time	List Price
PHW5-30024H	Model: 4.8 GPM, 3000 PSI, 10 HP, 208V 3ph	15 days	\$9,180
PHW5-30024F	Model: 4.8 GPM, 3000 PSI, 10 HP, 575V 3ph	15 days	\$9,380



## MHP

### Hot Water, Skid Mounted, Gasoline-Powered, Diesel/Oil-Heated

All models	Steam combination with panel-mounted valve	15 days	\$450
All models	Adjustable thermostat	15 days	\$450
All models	Hour meter, 12VDC	15 days	\$450



## PGDC

### Hot Water, Skid Mounted, Gasoline-Powered, Diesel/Oil-Heated

All models	Steam combination with pump-mounted valve	15 days	\$450
All models	Adjustable thermostat	15 days	\$450
All models	Hour meter	15 days	\$450



## SDHW

### Hot Water, Skid Mounted, Diesel-Powered, Diesel/Oil-Heated

SDHW6-35824E/MT	Model: 5.2 GPM, 3500 PSI, 26 HP, Tan	Call	\$23,485
SDHW6-35824E/M	Model: 5.2 GPM, 3500 PSI, 26 HP, Black	Call	\$22,885



## SEHW

### Hot Water, Skid Mounted, Electric-Powered, Diesel/Oil-Heated

All models	Steam combination with pump-mounted valve	15 days	\$450
SEHW6-35024H	Model: 5.2 GPM, 3500 PSI, 15 HP, 208V 3ph	15 days	\$11,200
SEHW6-35024F	Model: 5.2 GPM, 3500 PSI, 15 HP, 575V 3ph	15 days	\$11,300
SEHW4-40024B,C	Model: 4.0 GPM, 4000 PSI, 15 HP, 230/460 3ph	15 days	\$11,200
SEHW4-40024F	Model: 4.0 GPM, 4000 PSI, 15 HP, 575 3ph	15 days	\$11,445
SEHW5-50024B,C	Model: 5.0 GPM, 5000 PSI, 20 HP, 230/460V 3ph	15 days	\$14,725
SEHW5-50024F	Model: 5.0 GPM, 5000 PSI, 20 HP, 575V 3ph	15 days	\$15,200



## VHP

### Hot Water, Mobile, Electric-Powered, LP Gas-Heated

All models	Steam combination with pump-mounted valve	15 days	\$450
All models	Natural gas conversion	15 days	\$450
VHP3-20024B,C	Model: 2.5 GPM, 2000 PSI, 5 HP, 230/460V 3ph	15 days	\$7,980

*Unless otherwise stated, modified machines are not listed with ETL or ETLc certification standards.*

Series/Model	Description of Value Added	Lead Time	List Price
--------------	----------------------------	-----------	------------

## EHW

### Hot Water, Electric-Powered, Electric-Heated



All models	Auto start/stop conversion from time delay	15 days	\$350
All models	Float tank option	15 days	\$650
All models	LanCom wireless remote w/ auto start/stop upgrade, 1 wash cycle	15 days	\$1,315
All models	LanCom wireless remote w/ auto start/stop upgrade, 2 wash cycles	15 days	\$1,530
All models	Stainless steel exterior heater box upgrade	15 days	\$1,210
EHW4-20024B	Model: 4.2 GPM, 2000 PSI, 6.2 HP, 230V 3ph	Call	\$12,620
EHW4-30024B	Model: 3.5 GPM, 3000 PSI, 7.5 HP, 230V 3ph	Call	\$13,260
EHW - Heater Box Only	40.5 KW, 460V 3ph	15 days	\$7,030
EHW - Heater Box Only	40.5 KW, 575V 3ph	Call	\$7,030

## NG

### Hot Water Generator, Stationary, Natural Gas-Heated



NG-3000	Electronic ignition upgrade, 120V / 24V	15 days	\$850
NG-3000	Adjustable thermostat (with electronic ignition upgrade, above)	15 days	\$150
NG-3000	Adjustable thermostat (without electronic ignition upgrade)	15 days	\$450

## SEA

### Cold Water, Stationary, Electric-Powered, Belt-Drive Pump



All models	Hour Meter	15 days	\$450
All models	LanCom wireless remote w/ auto start/stop upgrade, 1 wash cycle	15 days	\$1,350
All models	LanCom wireless remote w/ auto start/stop upgrade, 2 wash cycles	15 days	\$1,565
All models	LanCom wireless remote w/ float tank, 1 wash cycle, time delay	15 days	\$1,795
All models	LanCom wireless remote w/ float tank, 2 wash cycles, time delay	15 days	\$2,020
All models	LanCom wireless remote w/ float tank, 1 wash cycle, auto start/stop	15 days	\$1,900
All models	LanCom wireless remote w/ float tank, 2 wash cycles, auto start/stop	15 days	\$2,125
SEA4-20024F	Model: 3.5 GPM, 2000 PSI, 5 HP, 575V 3ph	15 days	\$5,210
SEA4-30024A	Model: 3.5 GPM, 3000 PSI, 7.5 HP, 230V 1ph (includes GFCI)	15 days	\$6,430
SEA4-30024H	Model: 3.5 GPM, 3000 PSI, 7.5 HP, 208V 3ph	15 days	\$5,550
SEA4-30024F	Model: 3.5 GPM, 3000 PSI, 7.5 HP, 575V 3ph	15 days	\$5,550
SEA5-30024B,C	Model: 4.8 GPM, 3000 PSI, 10 HP, 230V / 460V 3ph	15 days	\$5,550
SEA5-30024H	Model: 4.8 GPM, 3000 PSI, 10 HP, 208V 3ph	15 days	\$5,980
SEA5-30024F	Model: 4.8 GPM, 3000 PSI, 10 HP, 575V 3ph	15 days	\$5,980

## MP-MPE

### Cold Water, Gasoline- or Electric-Powered



MP-373534E	Model: 3.7 GPM, 3500 PSI, GX390 389cc Honda, Landa Kärcher Group pump (electric-start upgrade)	15 days	\$5,005
MP-803034E	Model: 7.8 GPM, 3000 PSI, GX660 688cc Honda, Landa Kärcher Group pump	15 days	\$8,844
MP-102034E	Model: 10.6 GPM, 2000 PSI, GX660 688cc Honda, Landa Kärcher Group pump	15 days	\$8,960
MP-MPE - 5-5000 models	Time delay shutdown option	15 days	\$950
MPE5-30024A	Model: 5.0 GPM, 3000 PSI, 10 HP, 230V 1ph, Landa Kärcher Group pump	15 days	\$8,200
MPE5-50024H	Model: 5.0 GPM, 5000 PSI, 20 HP, 208V 3ph, Landa Kärcher Group pump	15 days	\$9,710
MPE5-50024F	Model: 5.0 GPM, 5000 PSI, 20 HP, 575V 3ph, Landa Kärcher Group pump	15 days	\$9,770
MPE8-30024B,C	Model: 7.8 GPM, 3000 PSI, 20 HP, 230/460V 3 ph, Landa Kärcher Group pump	15 days	\$8,950
MPE10-20024B,C	Model: 10.6 GPM, 2000 PSI, 20 HP, 230/460V 3 ph, Landa Kärcher Group pump	15 days	\$9,015

*Unless otherwise stated, modified machines are not listed with ETL or ETLc certification standards.*

Series/Model	Description of Value Added	Lead Time	List Price
--------------	----------------------------	-----------	------------

## PG

### Cold Water, Gasoline-Powered, Belt-Drive Pump



PG4-35324E	Model: 3.7 GPM, 3500 PSI, GX390 389cc Honda, Landa Kärcher Group pump	15 days	\$4,185
PG5-35324E	Model: 4.7 GPM, 3500 PSI, GX630 688cc Honda, Landa Kärcher Group pump	15 days	\$6,055

## PE

### Cold Water, Electric-Powered, Belt-Drive Pump



All PE models	Auto start/stop with shutdown	15 days	\$850
All PE models	Time-delay shutdown	15 days	\$850
PE4-20024G	Model: 4.2 GPM, 2000 PSI, 6.2 HP, 208V 1ph	15 days	\$4,268
PE4-20024H	Model: 4.2 GPM, 2000 PSI, 6.2 HP, 208V 3ph	15 days	\$4,380
PE4-20024F	Model: 3.5 GPM, 2000 PSI, 5 HP, 575V 3ph	15 days	\$4,380
PE4-30024G	Model: 3.5 GPM, 3000 PSI, 7.5 HP, 208V 1ph	15 days	\$4,975
PE4-30024H	Model: 3.5 GPM, 3000 PSI, 7.5 HP, 208V 3ph	15 days	\$5,030
PE4-30024F	Model: 3.5 GPM, 3000 PSI, 7.5 HP, 575V 3ph	15 days	\$5,065
PE5-30024A	Model: 4.8 GPM, 3000 PSI, 10 HP, 230V 1ph (includes GFCI)	15 days	\$7,075
PE5-30024H	Model: 4.8 GPM, 3000 PSI, 10 HP, 208V 3ph	15 days	\$5,690
PE5-30024F	Model: 4.8 GPM, 3000 PSI, 10 HP, 575V 3ph	15 days	\$5,690

## NEW! HD Electric

### PDE Series Obsolete

### Cold Water, Electric-Powered, Direct-Drive Pump



NEW! HD Electric

All HD Electric models	Auto start/stop option	Call	\$1,500
------------------------	------------------------	------	---------

\*Note: All HD Electric models ship complete from Monterrey to Camas for Auto start/stop installation



PDE - Obsolete

## SPE-SPG

### Cold Water, Stationary or Skid, Electric-Powered (SPE), Gas-Powered (SPG)

SPE6-30024B,C	Model: 6.0 GPM, 3000 PSI, 15 HP, 230V / 460V 3 ph	15 days	\$5,780
SPE8-30024B,C	Model: 8.0 GPM, 3000 PSI, 20 HP, 230V / 460V 3 ph	15 days	\$8,270
SPE10-20024B,C	Model: 10 GPM, 2000 PSI, 15 HP, 230V / 460V 3 ph	15 days	\$8,270
SPE - All models	Conversion from WaterBlaster to SEHW frame	15 days	\$450
SPE-SPG - 6-8 GPM models	Auto start/stop with shutdown	15 days	\$850
SPE-SPG - 10 GPM models	Auto start/stop with shutdown	15 days	\$950
SPE - All models	Time-delay shutdown	15 days	\$850
SPG6-35324E	Model: 5.2 GPM, 3500 PSI, GX630 688cc Honda engine	15 days	\$6,740
SPG8-30324E	Model: 7.8 GPM, 3000 PSI, GX660 688cc Honda engine	15 days	\$7,740
SPG10-20324E	Model: 10.6 GPM, 2000 PSI, GX660 688cc Honda engine	15 days	\$7,845
SPG - All models	Steel fuel tank upgrade from polypro plastic tank	Call	\$850

\*Note: All SPG models are built in the PGHW cage.

# APPENDIX

## Hot Water Pressure Washer Comparison Chart







	PHW	HOT	MHC	MHP	PGHW
					
Power Type	Electric	Electric	Gasoline	Gasoline	Gasoline
Landa Kärcher Group 5000 PSI Trigger Gun	■	■	■	■	■
4 Hardened Stainless Steel Nozzles (0°,15°,25°,40°)	■	15° only	■	■	■
Durable Variable Pressure Wand	■	■	■	■	■
2-Wire Tuff-Skin Hose Rated for 6000 PSI	□	□	■	■	■
Heating Source	Diesel	Diesel	Diesel	Diesel	Diesel
Diesel tank capacity (gal)	10	5-6	10	4.75	10
Diesel Burner Voltage	120V - 230V AC	120V - 230V AC	12V DC	12V DC	120V AC
Adjustable Thermostat	■	■	■		■
LP Gas Conversion					
Pump Drive	Belt	Direct or Belt	Direct	Belt	Belt
Triplex Landa Pump with 7 year warranty	■	■*	■	■	■
Axial High-Pressure Pump with 1-Year Warranty		■*			
AC Voltmeter					■*
Auto Start/Stop	□				
Caster Wheel Kit	□	□	□	■	
Cool-Bypass (Patent US 8,496,188 B2)	■				■
Downstream Detergent Injector	□	■	■	■	
Electrical Generator					■
Electronic Ignition (no standing pilot light)					
Fuel Cap and Gauge	■	■			
Ground Fault Circuit Interrupter (1-phase only)	■	■			
High-Pressure Detergent Injection	■	□		□	■
Hour Meter	■	□	■		■
LanCom Wireless Remote	□				
Magnetic Start Switch	■				
Oil/Water Separator in Fuel Line	■	□	□	□	■
Polyethylene Float Tank	■	□	□	□	■
Schedule 80 Coil	1/2"	1/2"	1/2"	1/2"	1/2"*
Stainless Steel Coil Wrap	■	■*	■	□	■
Time Delay Shutdown	□				
Tru-Tite System					
Tru-Trac Technology	■				
Vibration Isolated Platform					■
Wet-Steam Combination	□	□			□

■ Standard Feature

□ Available Feature

\* Applies to specific models within series

\*\* Standard for gasoline models, optional for diesel

PGDC	PDHW	SLT	SLX	ENG	VNG	VHG	VHP	EHW
								
Gasoline	Diesel	Gas or Diesel	Gas or Diesel	Electric	Electric	Electric	Electric	Electric
■	■	■	■	■	■	■	■	■
■	■	■	■	0°,15°,40° only	■	■	15° only	■
■	■	■	■	■*	■	■	□	■
Diesel	Diesel	Diesel	Diesel	NG or LP	NG or LP	NG or LP	LP	Electric
9.25	22	15-26-30-40	15-26-30-40					
12V DC	12V DC - 120V AC	120V AC	120V AC					
■	■	■	■	■	■	■		
				□	□	□	■	
Belt	Belt	Belt	Belt	Belt	Belt	Belt	Belt	Belt
■	■	■	■	■	■	■	■	■
		■	■					
				□	□	■		
				■		■		
■	□	□	□	□	□	□	■	■
	■*	■	■					
				■	■	■	□	
							■	
□	□	■**	■**	■	■	■		
	■	■	■	■	■			
				□	□	□		□
				■	■	■		■
□	■	■	■					
□	□	□	□	■	■	■		
1/2"	1/2"	3/4"	3/4"	1/2"	1/2"	1/2"	1/2"	
■	■	■	■					
				□	■	□		■
				■				
■	■	■	■					
	□	□	□	□	■			

■ Standard Feature

□ Available Feature

\* Applies to specific models within series

\*\* Standard for gasoline models, optional for diesel

## Cold Water Pressure Washer Comparison Chart

### SEA



### HD Gas



### HD SKID



### HD Electric





Power Type	Electric	Gasoline	Gasoline	Electric
Landa Kärcher Group 5000 PSI Trigger Gun	■			
4 Hardened Stainless Steel Nozzles (0°,15°,25°,40°)	■	■	■	■
Durable Variable Pressure Wand	■			
2-Wire Tuff-Skin Hose Rated for 6000 PSI	□			
Pump Drive	Belt	Belt or Direct	Belt or Direct	Direct
Triplex Landa Kärcher Group Pump with 7-Year warranty	■	■	■	■
Axial High-Pressure Pump with 1-Year Warranty				
Auto Start/Stop	□			
Downstream Detergent Injector	■			
Easy-Start Valve (265cc and above gasoline models only)				
Ground Fault Circuit Interrupter (1-phase electric models only)	■			
Heavy-Duty Roll Cage				
LanCom Wireless Remote	□	□	□	□
Magnetic Start Switch	■			
Spring-Loaded Shock-Absorbing Feet				
Time Delay Shutdown	□			
Tubed Pneumatic Tires				
Flat Free Tires		■		■

■ Standard Feature

□ Available Feature

\* Applies to specific models within series

MP	MPE	PG	PE	PC	ZE	ZEF
						
Gasoline	Electric	Gasoline	Electric	Gasoline	Electric	Electric
■	■	■	■			
■	■	■	■	■	15° only	15° only
■*	■*	■*	■*		□	□
■	■	■	■	□	□	□
Belt	Belt	Belt	Belt	Direct	Direct	Direct
■	■	■	■	■		■
					■	
		□*	■*	□*		■**
■	■	■	■	■	■	□
■	■	■	■			
		■*	■*	■*	■	■
■	■					
■	■	■	■			
		■	■			
■	■	■	■	■		

■ Standard Feature

□ Available Feature

\* Applies to specific models within series

\*\* With wall switch

## NOTES



# LANDA®

Kärcher Group

## Buy with Confidence!

Landa Kärcher Group's advertised specifications (PSI, GPM, etc.) are certified by the Cleaning Equipment Trade Association to be correct. And, of course, nearly all Landa Kärcher Group equipment are certified by Equipment Testing Laboratory (ETL) which verified we are in compliance with OSHA and CPSCA.



## Certification

Our manufacturing facilities have established and apply a Quality and Environmental Management System to be ISO 9001:2008 and ISO 14001:2004 certified.



**877-LANDA-DLR (526-3235)**

**fax: 888-233-7177**

**orders@landa.com**

**dealer.landa.com**

**www.landa.com**



**Landa.com**



**facebook.com/Landa.Karcher.Group**



**youtube.com/c/LandaTV**

Should you need a part or accessory not featured in this price list, contact us. Chances are we have it in stock or we can get it for you. We are a full-service supplier for the vendors represented in this price list.