

LANDA[®]
Kärcher Group



2019 Price List

Professional Cleaning Equipment and Detergents

**50
YEAR**

ANNIVERSARY

1969 - 2019

Effective January 1, 2019

Meeting Your Cleaning Needs

Industrial cleaning is a daily chore for some and is crucial in helping to maintain the efficiency and dependability of heavy machinery and equipment. To that end, Landa Kärcher Group offers a long line of industrial cleaning products that meet the most stringent cleaning needs of just about any industrial equipment user.

Not sure which pressure washer is right for you? No problem! Landa Kärcher Group has knowledgeable and experienced dealers throughout the country who can help you find the right product for your job.

Visit www.landa.com today to find the right machine for you.



Look for Landa Kärcher Group's Value-Added Icons

Throughout the following pages, look for these icons displayed with each Landa Kärcher Group pressure washing system. Find out what makes our professional cleaning equipment some of the most unique and sought after equipment in the industry.



HOT WATER SYSTEM

Landa Kärcher Group's hot water pressure washers are your solution for cleaning greasy spills and grimy surfaces.



COLD WATER SYSTEM

Landa Kärcher Group's cold water pressure washers help you remove caked on dirt and other debris from surfaces.



7-YEAR PUMP WARRANTY

Most Landa Kärcher Group pumps come with a 7-year warranty, wear parts excluded.



QUICK SHIP

Models marked with the Quick Ship logo are in stock and ship and ready to ship immediately.



AUTO START/STOP

Protects during unattended operation by shutting down the pump during non-use. Optional on some series.



TRU-TITE SYSTEM

Uses a spring-loaded idler arm to keep the belt aligned and tensioned, creating less wear and tear on the belt.



COOL-BYPASS**

Circulates water to prevent overheating the pump or contaminating the detergent in the water tank.



EASY!LOCK

A robust, long-life quick-release fastener: 5 times faster than screw connections.



WIRELESS REMOTE

Controls pump, burner, and detergent remotely from up to 300' away.



TRU-TRAC TECHNOLOGY

Keeps the belt parallel with the pump and motor when adjusting the belt tension.



HOT WATER GENERATORS

Economically add hot water cleaning to a pressure washer.



WATER RECOVERY

Recover wash water and contain for transfer



EASY!FORCE TRIGGER GUN

Uses recoil force to hold the trigger for you – zero holding force for effortless operation.

*Patent No. US-2011-0232696-A1 **Patent No. 8,496,188 B2

Landa Kärcher Group is continually seeking ways to improve its product line in order to ensure customer satisfaction. As a result, specifications, photos and product descriptions are subject to change without notice.

Table of Contents

PRESSURE WASHERS

HOT WATER > ELECTRIC POWERED

PHW.....	4
HOT.....	5
HDS Upright Class.....	6
ENG.....	7
ENG.....	8
VHG.....	9
VHP.....	10
EHW.....	11
MHC.....	12

HOT WATER > GASOLINE POWERED

PGDC.....	13
PGHW.....	14

HOT WATER > DIESEL POWERED

PDHW.....	15
-----------	----

HOT WATER > DIESEL OR GAS POWERED

SLT.....	16
SLX.....	17

TRAILERS

ECOS.....	18
TULE Series Trailer.....	19
TR Trailer.....	20
TRV Trailer.....	21

COLD WATER > GASOLINE POWERED

Denali Series.....	22
Jarvis HD Series.....	23
HD Gas.....	24
HD Gas Skid.....	25
MP.....	26
PG.....	27
PC.....	28

COLD WATER > ELECTRIC POWERED

HD Electric.....	29
PE.....	30
SEA.....	31
MPE.....	32
ZE/ZEF.....	33

HOT WATER GENERATORS

Hot Water Generator.....	34
Stationary Hot Water Generator Series.....	35

ULTRA HIGH PRESSURE

HD 7.9/72-4 Cage Ec.....	36
--------------------------	----

WATER TREATMENT

WATER RECOVERY/FILTRATION

Mississippi Recovery.....	37
---------------------------	----

PROFESSIONAL FLOOR CARE

SWEEPERS

KM 70/20 C.....	40
KM 70/30 C BP ADV.....	41
KM 75/40 W Bp.....	42

EXTRACTORS

Puzzi™ 8/1 C.....	43
-------------------	----

WET/DRY VACUUMS

NT 25/1 AP.....	44
NT 30/1 Tact TE.....	45
NT 40/1 Tact TE.....	46
NT 50/1 Tact TE.....	47
NT 30/1, 40/1, 50/1 ACCESSORIES.....	48
NT 48/1.....	49
NT 68/1.....	50

SCRUBBERS

BR 35/12 C BP.....	51
BD 38/12 C BP.....	52
BD 50/50 C BP.....	53
B 40 C/W BP.....	54
B 40 C/W BP Accessories.....	55
B 60 W BP.....	56
B 60 W BP Accessories.....	57
B 80 W BP.....	58
B 80 W BP Accessories.....	59
B 150 R BP.....	60
B 150 R BP Accessories.....	61
Cleaning Heads: B 40, 60, 80 W BP and B 150 R BP.....	62
Cleaning Heads & Brushes.....	64

SPECIALTY

SG 4/4.....	66
SGV 6/5.....	67
SG1 C BP Gum Remover.....	68
AB 84 CUL.....	69
BV 11/1 HEPA.....	70
CV 300.....	71
EB 30/1.....	72
BDS 51/175 C.....	73

DETERGENTS..... 74

SPECIALS..... 81

COMPARISON CHART..... 84

PHW





Hot Water > Electric Powered > Diesel/Oil Heated

This workhorse has been a flagship for more than a quarter of a century, and now has patented Cool-Bypass* technology that limits temperature buildup in the pump during periods of inactivity, prolonging the life of the equipment. Another innovation introduced to an already long list of features is Snap 'N Go kits, which allow easy upgrades to time delay shutdown, wireless remote operation, or auto start-stop. This industrial series includes our large frame LT Pump affixed to our proprietary Tru-Trac belt tension system, and an oversized 10-gallon diesel fuel capacity allows you to complete challenging cleaning jobs without interruption. The integrated float tank and metering valve allows for the easy introduction of detergents when needed. Whether cleaning hog confinements, farm equipment, or fleet vehicles, the PHW series is built to deliver top quality results.



- Belt-Drive Landa Kärcher Group Pump with 7-year warranty
- Patented Cool-Bypass*
- 13" Flat-Free Tires
- Industrial-strength electric motor with multiple voltage options
- Many options: Time Delay, Auto Start/Stop, LanCom wireless remote control
- EASY!Force Trigger gun — zero effort required

*Patent US 8,496,188 B2

Model #	Part #	GPM	PSI	Pump RPM	Pump	Motor HP	Volts	Phase	Amps	Ship Wt (lbs)	List Price
PHW3-11024D	1.109-078.0	2.8	1000	1725	LB3030R	2.0	120	1	20	590	\$5,870
 PHW4-22024A	1.109-079.0	4.0	2200	1025	LT6036R.2	6.2	230	1	29	625	\$7,540
PHW4-22024B	1.109-080.0	4.0	2200	1025	LT6036R.2	6.2	230	3	19	610	\$7,650
PHW4-22024C	1.109-081.0	4.0	2200	1025	LT6036R.2	6.2	460	3	11	615	\$7,650
PHW4-22024F	1.109-082.0	3.5	2200	940	LT6036R.2	5.0	575	3	10	615	\$7,660
PHW4-22024G	1.109-083.0	4.0	2200	1025	LT6036R.2	6.2	208	1	31	625	\$7,660
PHW4-22024H	1.109-084.0	4.0	2200	1025	LT6036R.2	6.2	208	3	21	610	\$7,660
 PHW4-30024A	1.109-085.0	3.9	3000	975	LT6036R.2	8.2	230	1	38	640	\$8,725
PHW4-30024B	1.109-086.0	3.9	3000	975	LT6036R.2	8.2	230	3	24	625	\$8,830
PHW4-30024C	1.109-087.0	3.9	3000	975	LT6036R.2	8.2	460	3	12	635	\$8,830
PHW4-30024F	1.109-088.0	3.5	3000	975	LT6036R.2	7.5	575	3	12	635	\$8,820
PHW4-30024G	1.109-089.0	3.9	3000	975	LT6036R.2	8.2	208	1	40	640	\$8,960
PHW4-30024H	1.109-090.0	3.9	3000	975	LT6036R.2	8.2	208	3	26	625	\$8,960
PHW5-30024B	1.109-091.0	4.8	3000	1500	LT6036R.2	10.0	230	3	30	625	\$9,495
PHW5-30024C	1.109-092.0	4.8	3000	1500	LT6036R.2	10.0	460	3	16	635	\$9,495

Dimensions: 52"L x 32"W x 38"H

Field Installed Options & Accessories

	List Price
8.917-509.0 LanCom Wireless Remote Control Kit	\$1,920.00
8.725-709.0 Additional LanCom Remote	\$380.00
8.917-817.0 LanCom Wall Mount Bracket	\$173.60
8.917-507.0 Snap-N-Go Auto Start/Stop Kit	\$250.00
8.917-508.0 Snap-N-Go Time Delay Kit	\$175.00
8.750-487.0 Pivot Hose Reel (100' capacity, reel only)	\$380.00
8.750-477.0 Non-Pivot Hose Reel (100' capacity, reel only)	\$295.00

Field Installed Options & Accessories

	List Price
8.917-798.0 Wheel Kit (2 casters)	\$220.00
8.754-435.0 13" Flat-Free Tire (qty 1)	\$50.00
8.917-683.0 Steam Combo Kit	\$240.00
8.917-714.0 Lifting Bracket/Hose Reel Platform Only	\$145.00
8.917-713.0 Lifting Bracket/Hose Reel Platform with E-Zee Reel & Plumbing (holds 100' of 3/8" hose, not included)	\$335.00



HOT





Hot Water > Electric Powered > Diesel/Oil Heated

Simple and affordable with efficient and reliable high-pressure hot water, this series is designed for ease of operation as well as portability. Don't let the simplicity fool you because this series includes all the rugged components you've come to expect in Landa Kärcher Group products, including a diesel burner matched up with our long lasting Dura-Coil. Match the HOT performance and quality specifications up against any of our rivals, and you will quickly discover the value is undeniable!



- Belt-Drive and Direct-Drive Pumps with 7-year warranty
- Burner mounted on the end for easy access; industrial-strength motor
- 13" Flat-Free Tires
- Optional hose reel platform
- Optional caster wheel kit for easy maneuverability
- EASY!Force Trigger gun — zero effort required

Model #	Part #	GPM	PSI	Pump	Pump RPM	Pump	Motor HP	Volts	Phase	Amps	Ship Wt (lbs)	List Price
HOT2-11024D	1.109-095.0	2.0	1000	Direct	1725	LF2030S	1.5	120	1	18	516	\$4,210
 HOT2-15024D	1.109-096.0	1.9	1500	Direct	1725	LF2030S	2.0	120	1	20	529	\$4,325
HOT3-11024D	1.109-097.0	2.8	1000	Direct	1725	LF2830S	2.0	120	1	20	530	\$4,525
 HOT4-20024A	1.109-098.0	3.5	2000	Belt	1350	LB4025R	5.0	230	1	25	561	\$5,960
HOT4-20024G	1.109-099.0	3.5	2000	Belt	1350	LB4025R	5.0	208	1	27	581	\$6,075

Dimensions: 52"L x 27"W x 33"H

Quantity	Model #	Part #	Description	List Price	Total Price
5	HOT2-15024D	8.922-738.0	5-Pack Bulk Savings	\$4,180	\$19,830

Field Installed Options & Accessories			List Price
8.750-487.0	Pivot Hose Reel (100' capacity, reel only)		\$380.00
8.750-477.0	Non-Pivot Hose Reel (100' capacity, reel only)		\$295.00
8.917-541.0	Hose Reel Platform with E-Zee Reel & Plumbing (holds 100' of 3/8" hose, not included)*		\$265.00
8.917-522.0	Hose Reel Platform Only*		\$115.00
8.917-525.0	Wheel Kit (2 casters)		\$210.00
8.917-506.0	Float Tank with Inlet Detergent Metering Valve		\$380.00
9.802-283.0	Hour Meter (machine pre-wired for easy installation)		\$50.50

* Should not be used as a lifting rack

HDS Upright Class

Hot Water > Electric Powered > Diesel Heated

Mobility at its finest. This high-performance, robust upright machine offers outstanding maneuverability, easy transport and intuitive operation. Ideal for tradesmen, commercial use and contract cleaners.



- Axial Pumps with 7-year warranty
- Fine mesh filter reliably protects against dirt particle damage
- EASY!Lock - Quick lock screw connection
- Flat-Free Tires & Auto Shutdown
- Compatible with biodiesel fuel
- EASY!Force Trigger gun — zero effort required

Model #	Part #	GPM	PSI	HP	Electrical	Amps	Pumps	Ship Dimensions (L x W x H) inches	Ship Wt (lbs)	List Price
HDS 1.7/12 U Ed	1.064-907.0	1.7	1200	2.3	110-120V / 1ph	12.5	Kärcher Axial	28 x 28 x 46	178	\$3,185

Dimensions: 25" L x 25" W x 39"H

Field Installed Options & Accessories		List Price
4.118-005.0*	EASY!Force Trigger Gun	\$130.00
4.112-006.0*	33" Spray Lance	\$99.50
6.110-034.0*	33' High-Pressure Hose	\$115.00
4.117-027.0*	Triple Jet Nozzle, 032	\$91.50
2.112-015.0	Gutter Cleaning Lance	\$340.00
4.112-032.0	Underbody Lance	\$160.00
6.110-051.0	High-Pressure Hose, 10m DN8 (suitable for food industry, extension piece)	\$255.26
6.110-049.0	Pipe Cleaning Hose	\$205.00
2.110-013.0	FR 30 ME Surface Cleaner	\$585.07
2.111-011.0	Surface Cleaner FR 30	\$406.40
4.115-000.0	Wet Blasting Attachment	\$415.00
4.113-003.0	Rotating Washing Brush (natural fiber bristles)	\$130.00
4.113-004.0	Rotating Washing Brush (nylon bristles)	\$96.49
2.113-000.0	Power Nozzle, 25° Spray Angle	\$19.00
4.114-019.0	Dirtblaster Nozzle 035	\$88.00
4.637-033.0	Detergent Injector for High Pressure	\$235.00
2.115-000.0	Quick Coupling	\$75.00
2.115-001.0	Plug Nipple	\$36.50
4.112-000.0	41" Spray Lance	\$110.00

* Included

ENG

Hot Water > Electric Powered > Natural Gas or LP Heated

Landa Kärcher Group offers the ENG with an even more compact footprint than the 15/20 HP models. Even with a smaller frame, this ENG provides the ultimate in cleaning action, and includes many of the same great features as its larger counterpart. Small in size but big on innovation and quality, the ENG series provides a lot of bang for the buck!



- Compact footprint packs a lot of cleaning ability into a small space
- Patented Cool-Bypass** helps to extend the life of the pump
- Tru-Tite belt tensioning system helps to extend the life of the belt
- Optional LanCom Remote allows users to continue working without having to run back and forth to the machine
- EASY!Force Trigger gun – zero effort required

*Patent US D735,959 S **Patent US 8,496,188 B2

Model #	NG Part #	LP Part #	GPM	PSI	Pump RPM	Pump	NG BTU*	Motor HP	Volts	Phase	Amps	Ship Wt (lbs)	List Price
ENG4-20024A	1.109-800.0	1.109-837.0	3.5	2000	1350	LB4025R	310,000	5.0	230	1	25	815	\$6,655
ENG4-22024A	1.109-801.0	1.109-838.0	4.0	2200	1250	LM4035R	364,000	6.2	230	1	29	843	\$7,430
ENG4-22024B	1.109-802.0	1.109-839.0	4.0	2200	1250	LM4035R	364,000	6.2	230	3	16	843	\$7,430
ENG4-22024C	1.109-803.0	1.109-840.0	4.0	2200	1250	LM4035R	364,000	6.2	460	3	7	843	\$7,430
ENG4-22024F	1.109-804.0	1.109-841.0	4.0	2200	1250	LM4035R	364,000	6.2	575	3	6.5	843	\$7,650
ENG4-22024G	1.109-805.0	1.109-842.0	4.0	2200	1250	LM4035R	364,000	6.2	208	1	30	843	\$7,650
ENG4-22024H	1.109-806.0	1.109-843.0	4.0	2200	1250	LM4035R	364,000	6.2	208	3	18	843	\$7,650
ENG4-30024A	1.109-807.0	1.109-844.0	3.9	3000	1225	LM4035R	354,000	8.2	230	1	36	856	\$7,950
ENG4-30024B	1.109-808.0	1.109-845.0	3.9	3000	1225	LM4035R	354,000	8.2	230	3	25	856	\$7,950
ENG4-30024C	1.109-809.0	1.109-846.0	3.9	3000	1225	LM4035R	354,000	8.2	460	3	11	856	\$7,950
ENG4-30024F	1.109-810.0	1.109-847.0	3.9	3000	1225	LM4035R	354,000	8.2	575	3	14	856	\$8,095
ENG4-30024G	1.109-811.0	1.109-848.0	3.9	3000	1225	LM4035R	354,000	8.2	208	1	38	856	\$8,095
ENG4-30024H	1.109-812.0	1.109-849.0	3.9	3000	1225	LM4035R	354,000	8.2	208	3	27	856	\$8,095
ENG5-23024A	1.109-813.0	1.109-850.0	5.0	2300	1200	LT6035R	439,000	8.2	230	1	36	856	\$7,950
ENG5-23024B	1.109-814.0	1.109-851.0	5.0	2300	1200	LT6035R	439,000	8.2	230	3	25	856	\$7,950
ENG5-23024C	1.109-815.0	1.109-852.0	5.0	2300	1200	LT6035R	439,000	8.2	460	3	11	856	\$7,950
ENG5-23024F	1.109-816.0	1.109-853.0	5.0	2300	1200	LT6035R	439,000	8.2	575	3	14	856	\$8,095
ENG5-23024G	1.109-817.0	1.109-854.0	5.0	2300	1200	LT6035R	439,000	8.2	208	1	38	856	\$8,095
ENG5-23024H	1.109-818.0	1.109-855.0	5.0	2300	1200	LT6035R	439,000	8.2	208	3	27	856	\$8,095
ENG5-30024A	1.109-819.0	1.109-856.0	4.8	3000	1160	LT6035R	415,000	10.0	230	1	42	885	\$9,100
ENG5-30024B	1.109-820.0	1.109-857.0	4.8	3000	1160	LT6035R	415,000	10.0	230	3	26	885	\$9,100
ENG5-30024C	1.109-821.0	1.109-858.0	4.8	3000	1160	LT6035R	415,000	10.0	460	3	15	885	\$9,100
ENG5-30024F	1.109-822.0	1.109-859.0	4.8	3000	1160	LT6035R	415,000	10.0	575	3	14	885	\$9,325
ENG5-30024G	1.109-823.0	1.109-860.0	4.8	3000	1160	LT6035R	415,000	10.0	208	1	49	885	\$9,325
ENG5-30024H	1.109-824.0	1.109-861.0	4.8	3000	1160	LT6035R	415,000	10.0	208	3	32	885	\$9,325

Dimensions: 49"L x 24"W x 48"H * See product bid specifications for details regarding LP BTUs. Ratings may vary.

ENG

Hot Water > Electric Powered > Natural Gas or LP Heated

If you're tight on space but have big cleaning needs, Landa Kärcher Group's patented* ENG is the perfect machine for you! There isn't a more compact natural gas pressure washer on the market. The ENG packs a ton of features into an incredibly tiny footprint. Start with Landa Kärcher Group's patented Cool-Bypass** system that keeps the water temperature low while the machine is in bypass mode, extending the life of the pump. Other innovative features include Landa Kärcher Group's Tru-Tite belt tensioning system, which relies on a spring-loaded idler arm to keep the belt aligned and tensioned, reducing wear and tear on the belt; and the Fielder's Choice system, which allows you to switch the inlet/outlet connections from one side to the other, adding versatility and making installation a breeze.



- Compact footprint packs a lot of cleaning ability into a small space
- Patented Cool-Bypass** helps to extend the life of the pump
- Tru-Tite belt tensioning system helps to extend the life of the belt
- Optional LanCom Remote allows users to continue working without having to run back and forth to the machine
- EASY!Force Trigger gun — zero effort required

*Patent US D735,959 S **Patent US 8,496,188 B2

Model #	NG Part #	LP Part #	GPM	PSI	Pump RPM	Pump	NG BTU*	Motor HP	Volts	Phase	Amps	Ship Wt (lbs)	List Price
ENG6-32024B	1.109-825.0	1.109-862.0	6.3	3200	1525	LT6035R	507,000	15.0	230	3	39	1825	\$11,760
ENG6-32024C	1.109-826.0	1.109-863.0	6.3	3200	1525	LT6035R	507,000	15.0	460	3	19	1825	\$11,760
ENG6-32024F	1.109-827.0	1.109-864.0	6.3	3200	1525	LT6035R	507,000	15.0	575	3	18	1825	\$11,810
ENG6-32024H	1.109-828.0	1.109-865.0	6.3	3200	1525	LT6035R	507,000	15.0	208	3	39	1825	\$11,810
ENG8-32024B [‡]	1.109-829.0	1.109-866.0	8.0	3200	1370	LX9536R	658,000	20.0	230	3	46	1840	\$13,590
ENG8-32024C [‡]	1.109-830.0	1.109-867.0	8.0	3200	1370	LX9536R	658,000	20.0	460	3	26	1840	\$13,590
ENG8-32024F [‡]	1.109-831.0	1.109-868.0	8.0	3200	1370	LX9536R	658,000	20.0	575	3	21	1840	\$13,700
ENG8-32024H [‡]	1.109-832.0	1.109-869.0	8.0	3200	1370	LX9536R	658,000	20.0	208	3	60	1840	\$13,700
ENG10-30024B [‡]	1.109-833.0	1.109-870.0	9.5	3000	1400	LX1036R	816,000	20.0	230	3	52	1910	\$14,600
ENG10-30024C [‡]	1.109-834.0	1.109-871.0	9.5	3000	1400	LX1036R	816,000	20.0	460	3	26	1910	\$14,600
ENG10-30024F [‡]	1.109-835.0	1.109-872.0	9.5	3000	1400	LX1036R	816,000	20.0	575	3	21	1910	\$14,610
ENG10-30024H [‡]	1.109-836.0	1.109-873.0	9.5	3000	1400	LX1036R	816,000	20.0	208	3	60	1910	\$14,610

Dimensions: 64"L x 35"W x 61"H [‡] EASY!Force not available on this model. * See product bid specifications for details regarding LP BTUs. Ratings may vary.

Field Installed Options & Accessories	List Price	Field Installed Options & Accessories	List Price
8.917-509.0 LanCom Wireless Remote System	\$1,920.00	8.917-508.0 Snap-N-Go Time Delay Kit	\$175.00
8.921-832.0 Additional LanCom Wireless Remote	\$475.00	8.921-776.0 Steam Combo Kit	\$190.00
8.917-817.0 LanCom Wireless Remote Wall Mount Bracket	\$173.60	9.801-040.0 Draft Diverter, 10" (Fits 4 and 5 GPM Models)	\$155.00
8.921-773.0 Wired Remote Control Kit for Detergent (requires 8.921-774.0)	\$230.00	8.717-730.0 Draft Diverter, 12" (Fits 6, 8 and 10 GPM Models)	\$240.00
8.921-774.0 Wired Remote Control Kit for Pump & Burner	\$480.00	8.753-474.0 Draft Damper, 10"	\$26.50
8.922-157.0 Remote Control Box (for additional wired remotes only)	\$420.00	8.753-478.0 Draft Damper, 12"	\$13.50
8.917-507.0 Snap-N-Go Auto Start/Stop Kit w/ Lock Out (no remote, requires 8.917-509.0)	\$250.00	8.753-707.0 Reducer, Stack 10" to 8"	\$24.00
9.807-646.0 Snap-N-Go Auto Start/Stop Kit w/o Lock Out (wired remote, requires 8.921-774.0)	\$250.00	8.753-706.0 Reducer, Stack 12" to 10"	\$30.00
		8.923-213.0 Fielder's Choice System	\$44.50

VHG



Hot Water > Electric Powered > Natural Gas or LP Heated

Compact but heavy duty, this natural gas model's footprint is a mere 24" x 53" for the smallest unit, making it an ideal choice for congested work areas or wash bays where space is at a premium. The small size makes it no less efficient; with cleaning power up to 3000 PSI and 4.8 GPM, this machine delivers enough cleaning action to tackle a variety of challenges, and includes an optional wireless remote control. The VHG is especially adept at cleaning and maintaining the appearance of the dirtiest fleet or construction equipment.



- Belt-Drive Landa Kärcher Group Pump with 7-year warranty
- Patented Cool-Bypass*
- Smart control provides control over run time, auto start/stop and shutdown functionality
- Optional wireless remote allows users to work up to 300 feet away
- EASY!Force Trigger gun – zero effort required

*Patent US 8,496,188 B2

Model #	Part #	GPM	PSI	Pump RPM	Pump	Motor HP	Volts	Phase	Amps	Approx BTUs	Ship Wt (lbs)	List Price
VHG4-20024A	1.109-534.0	3.5	2000	1175	LM4035R.3	5.0	230	1	25	364,000	750	\$7,660
VHG4-22024A	1.109-535.0	4.0	2200	835	LT6036R.2	6.2	230	1	27	364,000	790	\$8,440
VHG4-22024B	1.109-536.0	4.0	2200	835	LT6036R.2	6.2	230	3	15	364,000	770	\$8,440
VHG4-22024C	1.109-537.0	4.0	2200	835	LT6036R.2	6.2	460	3	8	364,000	780	\$8,440
VHG4-22024G	1.109-538.0	4.0	2200	835	LT6036R.2	6.2	208	1	29	364,000	790	\$8,670
VHG4-22024H	1.109-539.0	4.0	2200	835	LT6036R.2	6.2	208	3	18	364,000	780	\$8,670
VHG4-30024A	1.109-541.0	3.9	3000	775	LT6036R.2	8.2	230	1	36	354,000	868	\$8,550
VHG4-30024B	1.109-542.0	3.9	3000	775	LT6036R.2	8.2	230	3	25	354,000	815	\$8,550
VHG4-30024C	1.109-543.0	3.9	3000	775	LT6036R.2	8.2	460	3	15	354,000	815	\$8,550
VHG4-30024G	1.109-544.0	3.9	3000	775	LT6036R.2	8.2	208	1	38	354,000	815	\$9,005
VHG4-30024H	1.109-545.0	3.9	3000	775	LT6036R.2	8.2	208	3	27	354,000	815	\$9,005
VHG5-30024B	1.109-546.0	4.8	3000	1035	LT6036R.2	10.0	230	3	29	480,000	780	\$10,260
VHG5-30024C	1.109-547.0	4.8	3000	1035	LT6036R.2	10.0	460	3	14	480,000	835	\$10,260
VHG5-30024H	1.109-548.0	4.8	3000	1035	LT6036R.2	10.0	208	3	30	480,000	780	\$10,370

Dimensions: VHG4/VHG5 53"L x 24"W x 49"H

Field Installed Options & Accessories	List Price	Field Installed Options & Accessories	List Price
Available for All Models		Options For Older VHG Units Only [Pre Smart Control]	
8.924-815.0	Wired Remote Operator Station Kit (use for as primary or secondary remote)	8.941-545.0	Additional LanCom Remote
	\$420.00	8.930-131.0	Wall Mount Bracket for Fixed LC Remote
8.924-816.0	Electronic Detergent Kit (compatible with wired or wireless remotes)		\$25.50
	\$240.00	Available for Models Up to 5 GPM	
8.924-814.0	Wireless 6 Channel Remote Kit (one remote)*	8.903-543.0	Wheeled Cart for VHG Propane Model
	\$605.00		\$1,270.00
8.925-072.0	Wireless 6 Channel Remote Kit (two remotes)*	9.801-040.0	Draft Diverter, 10"
	\$825.00		\$155.00
8.924-878.0	Wall Mount Remote Bracket Kit	9.801-019.0	LP Conversion Kit ♦
	\$66.00		\$105.00
9.802-633.0	LP Gas Regulator Assembly	8.903-541.0	SS Coil Wrap, 4-Panel Skirt & Cover ♦
	\$340.00		\$775.00
		8.903-542.0	Small Stainless Steel Coil Wrap ♦
			\$435.00

♦ Factory Installed * Special Ordering Process, 90-Day Lead Time

VHP



Hot Water > Electric Powered > LP Gas Heated

Looking for a heavy-duty pressure washer that can handle the dirt and grime indoors and out? Then the versatile VHP is the right machine for the task. Available in both 120V and 230V configurations, this hot water pressure washer features cleaning power up to 2.5 GPM and 2000 PSI. And, since the VHP is built with tubed pneumatic tires, this heavy-duty series delivers power wherever the job takes you. It is designed for vapor type propane only.



- Belt-Drive Landa Kärcher Group Pump with 7-year warranty
- Four tubed pneumatic tires provide excellent maneuverability
- Extra-durable heating coil is made of leak-free, cold-rolled, Schedule 80 steel pipe and features a five-year warranty
- Features a rugged 10 gauge steel chassis with polyester powder coat finish
- EASY!Force Trigger gun – zero effort required

Model #	Part #	GPM	PSI	Pump RPM	Pump	Motor HP	Volts	Phase	Amps	Approx BTUs	Ship Wt (lbs)	List Price
VHP2-15024D	1.109-556.0	1.8	1500	1100	LB3030R	2	120	1	17	140,000	470	\$5,915
VHP3-20024A	1.109-557.0	2.5	2000	1375	LB3030R	5	230	1	20	245,000	500	\$6,470

Dimensions: 50"L x 26"W x 41"H

Field Installed Options & Accessories		List Price
8.903-538.0	Stainless Steel Coil Wrap & Motor Cover	\$515.00
8.903-501.0	Electric Ignition (convenience in lighting pilot)	\$665.00

EHW




Hot Water > Electric Powered > Electric Heated

The perfect choice for in-plant cleaning, this series couldn't be easier to operate – just plug it in and get hot water! The lack of combustible fuels or hazardous fumes makes it safe to store under the stairs or in a closet. The heating coil is uniquely designed for immersion in a tank of hot water for reduced maintenance needs, and a layer of oil floating atop the water assists in heat retention and prevents evaporation. The EHW is enclosed in a stainless steel cabinet and mounted on a platform, and can be fitted with our LanCom wireless remote system, time delay shutdown, and other labor saving options. Generating no fumes or noise, and easy to store, you'll wonder why you didn't choose this unit for your indoor cleaning needs ages ago!



- Creates instant hot water without an open flame, combustible fuel or hazardous fumes, making it ideal for in-plant cleaning
- Belt-Drive Landa Kärcher Group Pump with 7-year warranty
- Time delay shutdown allowing operator to adjust from 2-10 minutes
- Optional LanCom Remote allows users to work up to 300 feet away
- EASY!Force Trigger gun – zero effort required

Model #	Part #	GPM	PSI	Pump RPM	Pump	Motor HP	Volts	Phase	Amps	KW	Ship Wt (lbs)	List Price
EHW4-20024C	1.109-500.0	4.2	2000	1015	LT6036R.2	6.2	460	3	55	40.5	620	\$11,080
 EHW4-30024C	1.109-501.0	3.5	3000	845	LT6036R.2	7.5	460	3	59	40.5	640	\$11,620
EHW4-20024F	1.109-954.0	3.5	2000	845	LT6036R.2	5.0	575	3	46	40.5	620	\$11,080
EHW4-30024F	1.109-955.0	3.5	3000	845	LT6036R.2	7.5	575	3	49	40.5	640	\$12,000

Dimensions: 34"L x 25"W x 52"H

Field Installed Options & Accessories		List Price
8.930-163.0	LanCom Wireless Remote Control System, 1-Step Detergent *♦	\$1,050.00
8.930-177.0	LanCom Wireless Remote Control System, 2-Step Detergent *♦	\$1,320.00
8.930-358.0	Additional LanCom Remote *	\$510.28
8.930-131.0	Wall Mount Bracket for Fixed LanCom Remote *	\$25.50

♦ Factory Installed * For 460V Units Only

MHC





Hot Water > Gasoline Powered > Diesel/Oil Heated

With a rugged frame, stainless steel top wrap, and 13" flat-free tires, the MHC is both durable and portable, and easy to maneuver over flat surfaces and around corridors and hallways. The control panel is strategically located, allowing you to easily adjust the thermostat and hour meter depending on your needs. A technologically advanced engine-and-regulator combination eliminates the need for a battery or electrical connection, making it a convenient and versatile on-site choice for keeping your restaurant, resort, spa, or hotel clean and inviting!



- Direct- or Belt-Drive Landa Kärcher Group Pump with 7-year warranty
- Stainless steel top wrap
- 13" Flat-free tires and a wheel brake for added stability
- Optional caster wheel kit for easier maneuverability
- Optional Cool-Bypass*
- EASY!Force Trigger gun — zero effort required

*Patent US 8,496,188 B2a

Model #	Part #	GPM	PSI	Pump RPM	Pump Drive	Pump	Engine	CCs	Ship Wt (lbs)	List Price
MHC3-30324	1.110-038.0	3.0	3000	3400	Direct	LP3035G1	Honda GX270	270	575	\$6,955
MHC4-30324	1.110-039.0	3.5	3000	3400	Direct	LS3540G3	Honda GX340	337	590	\$7,380
 MHC4-30324E	1.110-040.0	3.5	3000	3400	Direct	LS3540G3	Honda GX340	337	595	\$7,805
MHC4-30324E/S	1.110-041.0	3.5	3000	3400	Direct	LS3540G3	Honda GX390	389	600	\$7,990
 MHC4-35324E	1.110-042.0	3.5	3500	3400	Direct	LS3540G3	Honda GX390	389	600	\$7,890
NEW MHC4-35324E/B	1.110-077.0	3.5	3500	1800	Belt	LS3540L.3	Honda GX390	389	600	\$7,990

Dimensions: 52"L x 29"W x 45"H

Field Installed Options & Accessories		List Price
8.915-496.0	360° Pivot Hose Reel Kit (100' capacity, reel only)	\$490.00
8.750-487.0	Pivot Hose Reel (100' capacity, reel only)	\$380.00
8.750-477.0	Non-Pivot Hose Reel (100' capacity, reel only)	\$295.00
8.917-541.0	Hose Reel Platform with E-Zee Reel & Plumbing (holds 100' of 3/8" hose, not included)*	\$265.00
8.917-522.0	Hose Reel Platform Only*	\$115.00
8.915-404.0	Wheel Kit (2 front caster wheels)	\$275.00
8.915-406.0	Float Tank & Inlet Detergent Valve	\$470.00
8.916-184.0	Lifting Bracket	\$180.00
8.915-494.0	Trailer Mount Kit	\$115.00

* Should not be used as a lifting rack



PGDC



Hot Water > Gasoline Powered > Diesel/Oil Heated

Using a 12-volt DC burner assembly offers a rugged skid frame with robust cleaning performance specifications at an economical price. This self-contained workhorse can tackle virtually any outdoor cleaning project once you provide the water. An optional wheel kit makes this already versatile machine even more portable, allowing for easy transport on-site. With a reliable Honda or Vanguard gasoline engine, this machine can provide hours of continuous worry-free cleaning power.



- Heavy-duty Honda or Vanguard engines with keyed electric start
- Belt-Drive Landa Kärcher Group Pump with 7-year warranty
- Stainless steel top wrap
- Safety features include a rupture disk, thermal pump protector, and high-temperature shutoff to guard against buildup of excessive heat or pressure
- EASY!Force Trigger gun — zero effort required

*Patent US D665,901 S

Model #	Part #	GPM	PSI	Pump RPM	Pump	Engine	CCs	Ship Wt (lbs)	List Price
PGDC4-35324E	1.110-049.0	3.8	3500	1185	LT4540L.2	Honda GX390	389	697	\$9,250
PGDC5-35224E	1.110-050.0	4.7	3500	1185	LT6036L.2	Vanguard 18	570	630	\$8,935
PGDC5-35324E	1.110-051.0	4.7	3500	1185	LT6036L.2	Honda GX630	688	653	\$10,220
PGDC8-30324E	1.110-072.0	8.0	3000	1460	LX9536L.2	Honda GX660	688	760	\$12,120

Dimensions: 48"L x 32"W x 44"H E = Electric start engine (battery not included)

Field Installed Options & Accessories		List Price
8.904-525.0	Wheel Kit (4 tires)	\$611.50
8.915-496.0	360° Pivot Hose Reel Kit (100' capacity, reel only)	\$490.00
8.903-522.0	Non-Pivot Hose Reel Mounting Kit (100' capacity, reel only)	\$290.00
9.804-067.0	E-Zee Hose Reel (100' capacity, reel only)	\$130.00
8.749-946.0	Vinyl Skid Cover	\$565.00
8.916-588.0	Stainless Steel Bottom Wrap ♦	\$380.00
8.916-606.0	Float Tank with Inlet Detergent Metering Valve ♦	\$345.00

♦ Factory Installed

PGHW




Hot Water > Gasoline Powered > Diesel/Oil Heated

There is a reason this model has been our most popular skid unit for over two decades – classic rugged design with a compact footprint. Whether you drop this into the bed of a pickup or mount on a custom trailer, this gasoline-powered machine is meant to travel to wherever the dirt and grime needs to be attacked. With models capable of delivering up to 5 gallons of water per minute and up to 5,000 pounds per square inch of surface pressure you can choose a model tailor fit for your individual cleaning application. You will find this model a favorite among contract cleaners, facilities managers, municipalities, and oil field service companies because it delivers solid performance and unmatched reliability.



- Belt-Drive Landa Kärcher Group Pump with 7-year warranty
- Industrial-duty gasoline-powered engine with overhead valves
- Rugged 1½-inch square tube open-air frame with forklift guides
- Rust-free float tank provides backflow protection
- Inlet detergent injection applies soap while washing in high-pressure mode
- EASY!Force Trigger gun – zero effort required

Model #	Part #	GPM	PSI	Pump RPM	Pump	Engine	CCs	Ship Wt (lbs)	List Price
PGHW4-30324E	1.110-048.0	3.5	3000	1125	LT4540L.2	Honda GX390	389	725	\$10,500
PGHW5-30224E	1.110-046.0	4.8	3000	1375	LT6036L.2	Vanguard 18	570	825	\$10,270
 PGHW5-35324E	1.110-045.0	4.7	3500	1360	LT6036L.2	Honda GX630	688	840	\$11,450
PGHW4-40324E	1.110-047.0	4.0	4000	1425	LT4540L.2	Honda GX630	688	840	\$10,940
PGHW5-50524E*	1.110-512.0	5.0	5000	1585	LX5450L	Kawasaki FD2750D	745	1285	\$16,580
PGHW8-30324E†	1.110-071.0	8.0	3000	1460	LX9536L.2	Honda GX660	850	850	\$13,090

Dimensions: 48"L x 32"W x 44"H PGHW5-50524E 48"L x 39"W x 42"H
 E = Electric start engine (battery not included) † EASY!Force not available on this model. * PGHW5-50524E cannot be sold into or out of California

Field Installed Options & Accessories		List Price
8.915-496.0	360° Pivot Hose Reel Kit (100' capacity, reel only)	\$490.00
8.903-522.0	Non-Pivot Hose Reel Mounting Kit (100' capacity, reel only)	\$290.00
9.804-067.0	E-Zee Hose Reel (100' capacity, reel only)	\$130.00
8.904-525.0	Wheel Kit (4 tires)**	\$611.50
8.749-946.0	Vinyl Skid Cover**	\$565.00
8.916-585.0	Steam Valve Kit	\$155.00
8.916-588.0	Stainless Steel Bottom Wrap ♦	\$380.00

* Factory Installed ** Not available for PGHW5-50524E



PDHW



Hot Water > Diesel Powered > Diesel/Oil Heated

This series fills the gap for those who are looking for the versatility of a compact pressure washer with the ruggedness and cleaning power of a full-size skid unit. It's packed with features and options that make it highly adaptable for use in a variety of different applications. You'll find a 2,900-watt generator that provides plenty of power for the burner, as well as a 120V outlet for low-wattage needs; forklift guides for easy transporting, mounting brackets to attach to a trailer, and an oversized, tilt-out fuel tank that'll assure you have hours of uninterrupted cleaning. A sturdy steel frame is available in a polyester powder coat finish for added weather protection, or all-stainless steel for the ultimate insurance in high corrosion environments, making this unit the ideal choice for an offshore oil drilling operation. Highly versatile and built with the same attention to quality you've come to expect from Landa Kärcher Group, the PDHW is a great all-around "mid-size" choice for all your cleaning needs!



- Industrial-duty Kubota diesel engine with keyed electric start
- Belt-Drive Landa Kärcher Group Pump with 7-year warranty
- High-efficiency 12V burner on some models
- Conveniently placed control panel features indicator lights and hour meter
- Optional wheel kit, hose reel platform, spark arrestor, and lift/stack platform
- EASY!Force Trigger gun — zero effort required

Model #	Part #	GPM	PSI	Pump RPM	Pump	Engine	CCs	Burner Voltage	Ship Wt (lbs)	List Price
PDHW5-35624E	1.110-060.0	4.7	3500	1125	LT6036L.2	Kubota Z602	599	12V DC	948	\$18,000
PDHW5-35624E/SS	1.110-061.0	4.7	3500	1125	LT6036L.2	Kubota Z602	599	12V DC	948	\$20,550
PDHW5-35624E/G	1.110-062.0	4.7	3500	1125	LT6036L.2	Kubota Z602	599	120V AC	998	\$19,170
PDHW5-35624E/G/SS	1.110-063.0	4.7	3500	1125	LT6036L.2	Kubota Z602	599	120V AC	998	\$21,730

Dimensions: 48"L x 32"W x 44"H E = Electric start engine (battery not included) G = 2,900 watt generator SS = Stainless steel frame

Field Installed Options & Accessories		List Price
8.919-983.0	Hose Reel Platform Kit	\$330.00
8.904-525.0	Wheel Kit (4 tires)	\$611.50
8.919-981.0	Float Tank with Inlet Injection Kit	\$355.00
9.802-225.0	Downstream Detergent Injector Kit	\$53.00
8.919-984.0	Lifting Sling Kit	\$875.00
8.919-990.0	Lift/Stack Platform Kit	\$590.00
8.920-298.0	Lift/Stack Platform Kit, Stainless Steel	\$810.00
8.919-985.0	Stainless Steel Drip Pan Kit	\$830.00
8.919-988.0	Emergency Air Shutoff Kit	\$175.00
8.919-989.0	Engine Spark Arrestor Kit	\$230.00

SLT



Hot Water > Diesel or Gas Powered > Diesel/Oil Heated

The SLT is a beast and is the go-to pressure washer for many workers in the mining, drilling and fleet industries. It has no problem taking on stubborn grime and grease. With its most powerful model reaching cleaning conditions of up to 8.0 GPM and 3200 PSI, the SLT has the ability to reach hot water temperatures of up to 200°F. Its unique stainless steel coil top wrap offers protection, while its oversize vibration isolators help to cushion the engine and pump platform. With extra-large heating coils and fuel tanks, there's no wonder why the SLT is the preferred cleaning machine by so many industrial professionals.



- Powered by either a diesel Kubota engine or gasoline Honda engine
- Belt-Drive Landa Kärcher Group Pump with 7-year warranty
- Delivers enough water flow to operate two spray guns at the same time
- Oversized vibration isolators reduce engine-pump vibration
- Pre-plumbed for drawing water from an auxiliary tank
- EASY!Force Trigger gun — zero effort required

Model #	Part #	GPM	PSI	Pump RPM	Pump	Engine	CCs	Engine Fuel	Ship Wt (lbs)	List Price
SLT6-32324E	1.110-520.0	5.9	3200	1570	LT6036L.2	Honda GX630	688	Gasoline	1245	\$14,790
SLT8-30324E [‡]	1.110-522.0	7.8	3000	1470	LX9536L.2	Honda GX660	688	Gasoline	1230	\$15,710
SLT6-32624E	1.110-065.0	6.25	3200	1625	LT6036L.2	Kubota D1105	1123	Diesel	1745	\$22,370
SLT8-32624E [‡]	1.110-066.0	8.0	3200	1450	LX9536L.2	Kubota D1105	1123	Diesel	1811	\$24,440

Dimensions: SLT6/SLT8 Gasoline 55"L x 32"W x 51"H SLT6/SLT8 Diesel 62"L x 32"W x 57"H
 E = Electric start engine (battery not included) [‡] EASY!Force not available on this model.

Field Installed Options & Accessories		List Price
8.920-751.0	Float Tank w/ Inlet Chemical Injection	\$430.00
8.904-456.0	Downstream Injector	\$120.00
8.920-977.0	Steam Valve	\$205.00

SLX



Hot Water > Diesel or Gas Powered > Diesel/Oil Heated

As large and powerful as they come, the SLX makes easy work of the most stubborn grime and grease, making it ideally suited for the harsh conditions of mining and drilling operations and fleet cleaning. The SLX is the biggest portable pressure washer in the industry, capable of delivering water as hot as 200°F; with up to 9.2 GPM, there is enough flow to support dual-gun operation. A distinctive stainless steel coil top wrap offers protection, and oversize vibration isolators cushion the engine and pump platform. With extra-large heating coils and fuel tanks, these rugged machines will deliver, even under the dirtiest of conditions.



- Especially suited for harsh conditions and fleet cleaning
- Powered by either a diesel Kubota engine or gasoline Honda engine
- Belt-Drive Landa Kärcher Group Pump with 7-year warranty
- Delivers enough water flow to operate two spray guns at the same time
- Oversized vibration isolators reduce engine-pump vibration
- Pre-plumbed for drawing water from an auxiliary tank

Model #	Part #	GPM	PSI	Pump RPM	Pump	Engine	CCs	Engine Fuel	Ship Wt (lbs)	List Price
SLX10-25324E	1.110-525.0	9.5	2500	1560	LX1036L.2	Honda GX660	688	Gasoline	2020	\$18,580
SLX10-32624E	1.110-067.0	9.2	2800	1640	LX1036L.2	Kubota D1105	1123	Diesel	2120	\$25,870

Dimensions: **SLX10 Gasoline** 65"L x 36"W x 58"H **SLX10 Diesel** 65"L x 36"W x 61"H
 E = Electric start engine (battery not included)

Field Installed Options & Accessories	List Price
8.920-751.0 Float Tank w/ Inlet Chemical Injection	\$430.00
8.904-456.0 Downstream Injector	\$120.00
8.920-977.0 Steam Valve	\$205.00

ECOS



Hot Water > Gasoline Powered > Diesel/Oil Heated

If you're looking for a "green" solution to wash water disposal, Landa Kärcher Group's patented* and revolutionary ECOS Mobile Wash and Reclaim System should be right up your alley. This environmentally friendly, patented mobile wash system combines a hot water pressure washer with a wash water recovery and filtration system atop a trailer unit, making it simple to dispose of the gray wash water from your pressure washing operation, or recycle and reuse it. You'll be in compliance with most municipal regulations, and will be doing your part to help conserve our precious natural resources. Contract cleaners, municipalities, and ports can all benefit from the addition of an ECOS mobile wash system to their stable of equipment.



- Four polyethylene water tanks provides 400 gallons of cleaning water
- Locked compartment includes dual fuel tanks for gas engine and diesel burner, and includes space for two detergent buckets
- Solution to wastewater disposal problems, captures, filters and recycles wash water for continuous use
- EASY!Force Trigger gun — zero effort required

*Patent US D701,357 S

Model #	Version	Part #	GPM	PSI	Pump RPM	Engine	CCs	GVWR (lbs)	Water Tank	Ship Wt (lbs)	List Price
ECOS-7000	Standard	1.103-825.0	4.7	3500	1360	Honda GX660	688	6,000	400 gal	3500	\$28,320
ECOS-7000	LX	1.103-838.0	4.7	3500	1360	Honda GX660	688	6,000	400 gal	3500	\$29,410
ECOS-7000	DX	1.103-839.0	4.7	3500	1360	Honda GX660	688	6,000	400 gal	3500	\$29,410

Dimensions: 174"L x 75"W x 74"H

Field Installed Options & Accessories	List Price
8.739-074.0 Landa Kärcher Group Hose 6000 PSI Hose, 100'	\$245.00
8.922-019.0 Spare Tire Kit, ECOS Trailer - No Panel (tire not included)	\$140.00
8.922-020.0 Spare Tire Kit, ECOS Trailer - With Panel (tire not included)	\$190.00
8.752-044.0 Tire/Wheel Assembly, Black, 15" Radial	\$495.00
8.903-606.0 Water Jet Surface Cleaner	\$2,315.00
8.922-791.0 Vacuum Nozzle Guard, Stainless Steel Plate	\$31.50

Field Installed Options & Accessories	List Price
---------------------------------------	------------

Replacement Filters and Parts	List Price
8.726-042.0 Filter Bag	\$105.00
8.726-045.0 5 Micron Carbon Filter Cartridge	\$240.00
8.726-044.0 20 Micron Pleated Filter Cartridge	\$55.50
8.754-082.0 200 Micron Pre-Filter Nylon Sock	\$12.50
8.726-046.0 Oil Absorbent Sock	\$84.00
8.919-317.0 Vacuum Nozzle Head Assembly with Guard	\$185.00
Drain Covers and Water Dikes	List Price
8.751-135.0 Drain Cover, 36" x 36", 30oz PVC	\$340.00
8.751-136.0 Drain Cover, 48" x 48", 30oz PVC	\$405.00
8.751-137.0 Drain Cover, 48" x 48", Urethane	\$415.00
8.751-138.0 Water Dike, 10', 22oz PVC	\$200.00
8.751-139.0 Water Dike, 10', 40oz Urethane	\$305.00
8.751-140.0 Water Dike, 20', 22oz PVC	\$280.00
8.751-141.0 Water Dike, 20', 40oz Urethane	\$420.00

ECOS Comparison Chart	Standard	LX	DX
LED Lighting		■	■
Standard Lighting	■		
Reflective Conspicuity Tape		■	■
2 5/16-inch Ball Coupler	■	■	
Adjustable Lunette Hitch			■
Spare Tire Configuration	□	■	■
Sediment Filter Microns	50	20	20
Polish Filter Microns	20	5	5

■ = standard features □ = available options

TULE Series Trailer

Hot Water > Gasoline Powered > Diesel/Oil Heated

Towable and maneuverable hot water pressure washer. Ready to pick up and go at a moments notice, the Tule Series HDS 3.5/40 Ge MT hot water pressure washer trailer provides the necessary cleaning power on virtually any job site which has a water source. Simply unhitch the Tule Series HDS 3.5/40 Ge MT and take the cleaning power where you need it most. The Tule Series trailer features a reliable Honda engine, 8 gallon diesel fuel tank, electric start with manual start backup and much more.

U.S. Design Patent No. 9,724,734 B2



Shown with optional hose reel



- Honda GX 390 engine and electric start with manual start backup
- Adjustable thermostat for water temperature regulation
- 8 gallon diesel fuel tank
- Lift handle and swing away tongue for easier hook up of the trailer and storage
- EASY!Force Trigger gun — zero effort required

Model #	Part #	GPM	PSI	Drive	Burner	Engine	Start	Pump	Ship Wt (lbs)	List Price
HDS 3.5/40 Ge MT	1.103-844.0	3.5	4000	Direct	12V / DC	Honda GX390	Electric*	Karcher KS	1000	\$11,710

Dimensions: 100"L x 45"W x 75"H

Field Installed Options & Accessories		List Price
8.756-481.0*	EASY!Force trigger gun (North American Model) - zero force required. Standard 1/4" connection for wand, 3/8" connection for hose	\$81.00
8.756-797.0*	3 - 5 GPM Chemical Injector Kit	\$18.50
8.754-990.0*	12V Battery (required for hot water operation)	\$260.00
8.924-366.0*	2-inch ball coupler	\$87.00
8.711-293.0*	Zinc plated variable pressure lance	\$98.50
8.924-367.0	2 ⁵ / ₁₆ " Ball Coupler ♦	\$87.00
8.924-667.0	Lifting Kit ♦	\$115.00
8.924-370.0	LED Lights ♦	\$145.00
8.924-700.0	2-inch Collar Lock Coupler ♦	\$345.00
8.750-682.0	Hose Reel Fixed 100', 5000 PSI, 325°F (equipped for 3/8" hose, reel only)	\$300.00
8.925-255.0	Hose Reel Bracket (mount kit)	\$260.00

♦ Factory Installed * Included

TR Trailer



TR-3500 Single Axle Trailer



TR-6000 Tandem Axle Trailer

Tool box shown is no longer available on this unit.

Hot Water > Diesel or Gas Powered > Diesel/Oil Heated

On-site cleaning often requires the use of heavy, bulky equipment that isn't always easily transportable. Landa Kärcher Group offers a pair of rugged, top quality trailer-mounted wash systems to ease your burden. Available with a dual-axle or single-axle trailer, the TR features 2-by-3 inch structural tubing, standard electric brakes with break away kit, recessed electrical wiring and taillights, 1,000 lb. swivel jacks with ball couplers for quick and easy hookups, a durable steel cage for holding the equipment in place, 15" white spoke wheels, and a powder-coated epoxy finish to protect against the weather. Both are completely customizable: you'll choose a portable, industrial-grade Landa Kärcher Group hot water pressure washer, and select the options and accessories best suited to your cleaning needs, including chrome wheels, brake kits, and hose reels.



- Single or tandem axle, customizable hot water pressure washer trailer
- 200 or 230 gallon white high-density polyethylene water tank
- Powder-coated epoxy finish to help against the outdoor elements
- Optional mounting kits available for SLT, PGHW, PGDC and MHP
- Optional hose reel kits hold up to 200 feet of 3/8-inch high pressure hose
- Standard electric brake kits or optional hydraulic breaks

Model #	Part #	Axel	GVWR (lbs)	Water Tank	Ship Wt (lbs)	List Price
TR-3500	1.103-801.0	Single	3500	200 gal	720	\$7,295
TR-6000	1.103-804.0	Tandem	6000	330 gal	1080	\$10,360

Dimensions: TR-3500 130"L x 73"W x 58"H TR-6000 178"L x 80"W x 62"H

Field Installed Options & Accessories		List Price	Field Installed Options & Accessories		List Price
Hose Reel Kits (Hose Not Included)			Brakes		
8.902-447.0	Hose Reel Kit (100' capacity, 3/8" high-pressure hose) ♦	\$660.00	8.902-441.0	Hydraulic Brake Kit (single axle, 2" ball hitch) ♦*	\$1,245.00
8.902-448.0	Hose Reel Kit (200' capacity, 3/8" high-pressure hose) ♦	\$705.00	8.902-442.0	Hydraulic Brake Kit (single axle, 3" lunette eye) ♦*	\$1,255.00
8.902-449.0	Hose Reel Kit (100' capacity, 3/4" garden hose) ♦	\$850.00	8.902-438.0	Hydraulic Brake Kit (two axles, 2-5/6" ball hitch) ♦**	\$1,505.00
Wheels and Fenders			8.902-452.0	Hydraulic Brake Kit (two axles, 3" lunette eye) ♦**	\$1,535.00
8.902-466.0	Chrome Wheels Upgrade (per pair) ♦	\$400.00	Signage Plate		
8.902-468.0	Chrome Fender Assembly for Tandem Axle Upgrade (per pair) ♦	\$465.00	8.902-469.0	Signage Plate ♦	\$62.00
8.902-467.0	Chrome Fender Assembly for Single Axle Upgrade (per pair) ♦	\$335.00	Vinyl Skid Covers		
8.707-493.0	Chrome Wheel with ST205/75D15/C Tire (each) [spare] ♦	\$455.00	8.709-109.0	Vinyl Skid Cover for PGHW5-50524E	\$630.00
Mounting Kits			8.749-946.0	Vinyl Skid Cover for PGHW, PGDC	\$565.00
8.902-463.0	Mounting & Plumbing Kit for SLT ♦**	\$300.00	Chemical Rack		
8.917-264.0	Mounting & Plumbing Kit for PGHW5-35324E, PGHW4-40324E ♦	\$310.00	8.912-409.0	2-5 gal. Bucket Chemical Rack ♦**	\$185.00
8.917-262.0	Mounting & Plumbing Kit for PGHW4-30324E ♦	\$315.00	Hitch Couplers		
8.917-263.0	Mounting & Plumbing Kit for PGHW5-30224E ♦	\$315.00	8.924-493.0	2-5/6" Ball Hitch Coupler ♦*	\$105.00
8.920-435.0	Mounting & Plumbing Kit for PDHW5-35624E ♦	\$315.00	8.902-436.0	3" Lunette Eye Hitch Coupler ♦*	\$135.00
8.902-456.0	Mounting & Plumbing for PGDC, MHP ♦	\$305.00	8.902-471.0	3" Lunette Eye Hitch Coupler ♦**	\$135.00

♦ Factory Installed * TR-3500 Only ** TR-6000 Only

TRV Trailer



Hot Water > Diesel or Gas Powered > Diesel/Oil Heated

When your business is mobile in nature and you're shuttling often between job sites, you'll want the convenience of a portable washing system that allows you to easily transport your cleaning equipment virtually anywhere. Landa Kärcher Group's TRV fills that niche beautifully, providing you with a rugged trailer with a heavy-duty chassis, sturdy wheel and axle assembly, 15" white-rimmed wheels, 1,000 lb. swivel jack for maneuvering your unhitched trailer, and a powder-coated epoxy finish for protection against the elements. The trailer is fully customizable — simply choose from five series of portable, industrial-grade Landa Kärcher Group hot water pressure washers, add the options and accessories you want, and you're in business! The TRV is an ideal solution for contract cleaners and those with versatile cleaning requirements.



- Single axle, customizable hot water pressure washer trailer
- 200 gallon white high-density polyethylene water tank
- Powder-coated epoxy finish to help against the outdoor elements
- Optional mounting kits available for PDHW, PGHW, PGDC, MHC and MHP
- Optional hose reel kits hold up to 200 feet of 3/8-inch high pressure hose
- Optional surge brake
- Standard electric brakes and break away kit

Model #	Part #	Axel	GVWR (lbs)	Water Tank	Ship Wt (lbs)	List Price
TRV-3500	1.103-820.0	Single	3500	200 gal	1072	\$5,885

Dimensions: 136"L x 66"W x 52"H

Field Installed Options & Accessories		List Price	Field Installed Options & Accessories		List Price
Hose Reel Kits (Hose Not Included)			Hitch Couplers		
8.917-554.0	High Pressure Hose Reel (100' capacity) ♦	\$520.00	8.924-493.0	2-5/16" Ball Hitch Coupler ♦	\$105.00
8.917-555.0	Low Pressure Hose Reel (100' capacity) ♦	\$520.00	8.902-436.0	3" Lunette Eye Hitch Coupler ♦*	\$135.00
Wheels			Utility Rack		
8.917-583.0	Wheel Kit (2 chrome wheels)	\$420.00	8.917-560.0	Utility Rack (rated for up to 150 lbs)	\$685.44
Mounting Kits			Saddle Boxes		
8.920-434.0	PDHW Mounting Assembly ♦	\$93.50	8.917-558.0	Saddle Box (each)	\$258.77
8.917-299.0	PGHW Mounting Assembly ♦*	\$92.50	8.917-556.0	Saddle Boxes (2 boxes) ♦	\$225.00
8.917-399.0	PGDC Mounting Assembly ♦	\$92.50	Rock Guards		
Brakes			8.917-557.0	Rock Guard ♦	\$96.00
8.917-398.0	Hydraulic Brakes ♦	\$1,780.00	8.917-559.0	Rock Guard	\$90.00
♦ Factory Installed * PGHW5-50524E Not Compatible			Battery		
			8.904-051.0	Battery installed on pressure washer ♦	\$665.00

Denali Series

High Flow Cold Water > Gasoline Powered

The Denali Series features up to an 8.0 GPM flow rate and 3000 PSI to blast through the toughest jobs on farms and construction sites, perfect for waste and debris removal. Our rugged and economical cold water pressure washer features a high-quality triplex pump and is equipped with a Honda engine for quiet, reliable performance. Three gas cart models allow you to find the right machine for your needs. An optional skid kit also is available. All models equipped with a 50' hose, a chemical injector, and 12V battery.



Optional



Optional

- Belt-drive
- Reliable Honda GX engine with three-year warranty
- Modular design - change to stationary unit with optional skid feet kit
- Flat-free tires and steel cage
- Optional 100' hose reel available
- Machine will fit up to a 100' hose reel

Model #	Part #	GPM	PSI	Start	Drive	CC	Engine	Pump	Ship Wt (lbs)	List Price
HD 5/30G	1.107-370.0	5.0	3000	Electric	Belt	688	Honda GX 630	6036R	397	\$5,958
HD 6/30G	1.107-371.0	6.0	3000	Electric	Belt	688	Honda GX 630	6036R	397	\$6,058
HD 8/30G	1.107-372.0	8.0	3000	Electric	Belt	688	Honda GX 690	8043R	441	\$6,498

Dimensions: 50"L x 40"W x 50"H

Field Installed Options & Accessories		List Price
8.750-247.0	Trigger Gun, model M407	\$27.50
8.925-132.0	Hose, 3/8" X 50' 2W 6000 PSI SW/SO/CPL (5/30 & 6/30)	\$115.00
8.925-134.0	Hose, 1/2" X 50' 2W 5000 PSI SW/SO/CPL (8/30)	\$140.00
9.802-216.0	Injector Chem, non-adjustable, 3-5 GPM (5/30)	\$37.50
8.757-724.0	Injector Chem, non-adjustable, 5-9 GPM (6/30 & 8/30)	TBD
8.925-229.0	Legacy, 100' x 3/8" ID, 6000 PSI, 2-wire, smooth cover, black high pressure hose	\$210.00
8.750-682.0	100' Capacity Hose Reel, Fixed Base	\$300.00
8.929-070.0	Skid Kit	\$50.00

Jarvis HD Series



Photo does not depict 10' hose.

Cold Water > Flat Surface Cleaner Combo

The Jarvis series is a complete solution for quick, streak-free cleaning of businesses' entrances, parking lots, tennis courts, pool decks and sidewalks. This easy to use cold water surface cleaner pressure washer is an all-in-one unit with the pump and engine attached to the surface cleaner, and it is designed to attack the superficial dirt sweeping alone does not get. The Jarvis series surface cleaner pressure washer is perfect for all operators - simple on / off operation, flat free tires and a folding handle for easy transport and storage.



- 21" corrosion-resistant stainless steel surface cleaner housing and a professional grade swivel design for extended, effortless use
- Reliable Honda GX engine with three-year warranty
- Flat free tires
- Folding handle for easy storage and transport
- Simple on / off operation
- EASY!Force Trigger gun — zero effort required

Model #	Part #	GPM	PSI	Drive	CC	Engine	Pump	Ship Wt (lbs)	List Price
SCW 2.4/25 G	1.107-380.0	2.4	2500	Direct	200	Honda GX 200	KP3035G	159	\$2,599.00

Dimensions: 44.04"L x 27.6"W x 34.2"H

Field Installed Options & Accessories		List Price
8.756-481.0	EASY!Force trigger gun (North American Model) - zero force required. Standard 1/4" connection for wand, 3/8" connection for hose.	\$81.00
8.711-370.0	Nozzle used on wand	\$7.70
8.707-537.0	Nozzle used on spray arm of surface cleaner (2 needed)	\$7.55
8.925-467.0	Hose	\$33.00
9.802-214.0	Wand	\$34.50

HD Gas



Cold Water > Gasoline Powered

Compact and corrosion-resistant, the HD Gas aluminum pressure washers have a durable weldless, modular frame that can be utilized as a cart or converted to a skid (optional) for maximum cleaning versatility and durability. Easy to maneuver with puncture proof, flat free tires. These reliable Honda powered pressure washers offer a bypass loop for additional pump protection, as well as a 7-year warranty on the oil end of the pump. The simple design of the HD Gas helps get the job done quickly and without hassle.

NOTE: Skid feet sold separately.



- Up to 4.0 GPM, 4000 PSI
- Belt- or Direct-Drive Models
- Reliable Honda Engines
- Modular Design
- Flat-Free Tires
- Compact Footprint

Model #	Part #	GPM	PSI	Drive	Start	Pump	Engine	CC	Ship Wt (lbs)	List Price
HD 3.0/27 G	9.807-727.0	3.0	2700	Direct	Recoil	LP3035G	Honda GX200	196	112	\$1,225
HD 3.5/35 G	9.807-728.0	3.5	3500	Direct	Recoil	LP3535G1	Honda GX270	270	130	\$1,535
HD 4.0/40 G	9.807-729.0	4.0	4000	Direct	Recoil	LS4040G.3	Honda GX390	389	149	\$1,845
HD 4.0/40 Ge	9.807-730.0	4.0	4000	Direct	Electric	LS4040G.3	Honda GX390	389	158	\$2,050
HD 3.0/27 GB	9.807-731.0	3.0	2700	Belt	Recoil	LB3030R	Honda GX200	196	123	\$1,595
HD 3.5/35 GB	9.807-732.0	3.5	3500	Belt	Recoil	LM3540R.3	Honda GX270	270	156	\$2,010
HD 4.0/40 GB	9.807-733.0	4.0	4000	Belt	Recoil	LM3840R.3	Honda GX390	389	160	\$2,400
HD 4.0/40 GeB	9.807-734.0	4.0	4000	Belt	Electric	LM3840R.3	Honda GX390	389	196	\$2,915

Dimensions: HD3/HD3.5 41"L x 22"W x 24"H HD4/HD4.5 43"L x 26"W x 27"H

Field Installed Options & Accessories		List Price
9.807-754.0	Skid Mount Feet	\$33.00
9.807-750.0	37.5" Long Handle	\$28.00
9.807-753.0	Wand Holder	\$30.10
9.807-752.0	Hose Storage Hook	\$39.32
9.807-751.0	Handle with Hose Reel	\$330.00
8.753-572.0	A+ Surface Cleaner SC21	\$955.00
8.753-573.0	A+ Surface Cleaner SC24	\$1,070.00
9.302-243.0	Legacy Turbo Nozzle, 4.0, 4350 PSI	\$96.00
8.710-620.0	Legacy Superlite Stainless Steel Lance, 72" - 56.0 oz	\$115.00
8.711-105.0	Rotating Nozzle, 3.0	\$94.00
8.711-100.0	Rotating Nozzle, 5.0	\$93.00
8.925-228.0	Legacy Hose, 100' x 3/8" ID, 6000 PSI, 2-wire, smooth cover, black high pressure hose	\$225.00

HD Gas Skid



Cold Water > Gasoline Powered

Cleaning on the go. The perfect accompaniment to Landa Kärcher Group's HD Gas direct drive pressure washers - these mild steel skids offer two configurations: skid with a 50 gallon water tank and one 100' hose reel OR skid with two 100' hose reels. The HD Skids fit within a standard UTV / ATV bed when ordering the direct drive aluminum pressure washer models.

NOTE: Belt drive models extend beyond the frame and are not recommended; pressure washer sold separately.



- 50 gallon water tank (HD Pallet Skid with Tank only)
- Forklift Hole
- Includes Skid Feet
- 1 to 2, 100' Hose Reel
- Fits within standard UTV/ATV bed
- Assembly required

Model #	Part #	Frame Material	Water Tank	Hose Reel	Compatible Pressure Washer *	Ship Wt (lbs)	List Price
HD Pallet Skid with Tank	9.807-834.0	Mild Steel	50 gallon	1	HD 3.0/27 G 9.807-727.0 HD 3.5/35 G 9.807-728.0 HD 4.0/40 G 9.807-729.0	185	\$1,260
HD Pallet Skid with 2 Reels	9.807-839.0	Mild Steel	Not Included	2	HD 3.0/27 G 9.807-727.0 HD 3.5/35 G 9.807-728.0 HD 4.0/40 G 9.807-729.0	172	\$1,100

Dimensions: 40"L x 48"W x 35"H * Pressure washer sold separately

Field Installed Options & Accessories		List Price
8.753-572.0	A+ Surface Cleaner SC21	\$955.00
8.753-573.0	A+ Surface Cleaner SC24	\$1,070.00
9.302-243.0	Legacy Turbo Nozzle, 4.0, 4350 PSI	\$96.00
8.710-620.0	Legacy Superlite Stainless Steel Lance, 72" - 56.0 oz	\$115.00
8.925-228.0	Landa Hose, 100' x 3/8" ID, 6000 PSI, 2-wire, smooth cover, black high pressure hose	\$225.00

MP



Cold Water > Gasoline or Diesel Powered

With a variety of available engines delivering up to 5000 PSI, there is no other cold water pressure washer on the market with such versatility and blasting power as these series offer. Portable and rugged, they come equipped with a high-impact steel roll cage and lifting bar as well as two 13" flat-free tires for easy all-terrain maneuverability, making them excellent choices for tackling a variety of cleaning sites. They include 50' of high-pressure hose rated up to 6000 PSI – more than enough for removing the toughest dirt and grime from your equipment.



Diesel model HD 3.4/30 D Cage

- Powered by a Honda gasoline engine
- Belt-Drive Landa Kärcher Group Pump with 7-year warranty
- Rugged roll cage and 10-gauge steel chassis protected with weather-resistant epoxy powder coat paint
- 5-Gallon fuel tank provides up to 5 hours of continuous cleaning
- EASY!Force Trigger gun – zero effort required

Model #	Part #	GPM	PSI	Pump RPM	Pump	Engine	CCs	Engine Fuel	Ship Wt (lbs)	List Price
MP-373534	1.107-001.0	3.7	3500	1185	LT4540R	Honda GX390	389	Gasoline	295	\$3,605
MP-455034E**	1.107-002.0	4.5	5000	1185	LX5450R	Honda GX690	688	Gasoline	415	\$7,685
COMING SOON:										
HD 3.4/30 D Cage	1.107-373.0	3.4	3000	1850	LM3540R.3	Kohler KD440	442	Diesel	195	\$7,958

Dimensions: MP-3 42"L x 26"W x 30"H MP-4 46"L x 30"W x 36"H HD 3.4 50"L x 40"W x 56"H
 E = Electric start engine (battery not included) † EASY!Force not available on this model. * Tandem axle model

Field Installed Options & Accessories		List Price
9.801-028.0	E-Zee Hose Reel Kit, (single axle, 100' capacity)	\$325.00
9.801-029.0	Non-Pivot Hose Reel Kit, (tandem axle, 100' capacity)	\$535.00



PG




Cold Water > Gasoline Powered

Landa Kärcher Group's flagship series of cold-water pressure washers, the PG is the most popular machine for everyday use in a variety of industrial cleaning applications. Each has a rugged chassis, 13" tires for easy maneuvering over all types of terrain, and shock absorbing, spring-loaded rubber feet to cut down on vibration. Handles on the front and back are easy to grip, so you won't have a problem loading or unloading these machines.



- Powered by a Honda or Vanguard gasoline engine
- Belt-Drive Landa Kärcher Group Pump with 7-year warranty
- Rugged 10-gauge steel chassis protected with weather-resistant epoxy powder coat paint
- Two spring-loaded rubber pad feet help to prevent unit from "walking"
- EASY!Force Trigger gun — zero effort required

Model #	Part #	GPM	PSI	Pump RPM	Pump	Engine	CCs	Ship Wt (lbs)	List Price
PG4-20324	1.107-010.0	4.2	2000	1300	LT4540R.2	Honda GX270	270	230	\$2,920
 PG4-35324	1.107-011.0	3.7	3500	1185	LT4540R.2	Honda GX390	389	250	\$3,180
PG5-35224E	1.107-013.0	4.7	3500	1185	LT6036R.2	Vanguard 16	479	275	\$4,650
PG4-40324E*	1.107-012.0	4.0	4000	1190	LT4540R.2	Honda GX630	688	275	\$5,405

Dimensions: 48"L x 27"W x 30"H PG-20324 40"L x 27"W x 25"H E = Electric start engine (battery not included) *Cannot be sold into California

PC




PC4-35324

Cold Water > Gasoline Powered

Like the PG models, the PC cold-water pressure washers offer an array of options and features for cleaning multiple surfaces, but utilize direct-drive instead of belt-drive pumps. Each comes equipped with 50' of Landa Kärcher Group's durable wire-braid high-pressure hose, and a thermal pump protector to prevent overheating while in bypass mode. Shock-absorbing rubber feet reduce vibration and prevent movement during operation, and handles on the front and back make these machines a breeze to load and unload.



- Up to 3.8 GPM, up to 4000 PSI
- Powered by a Honda gasoline engine
- Direct-Drive Landa Kärcher Group Pump with 7-year warranty
- Rugged 10-gauge steel chassis protected with weather-resistant epoxy powder coat paint
- Two 10-inch, 4-ply, tubed pneumatic tires make for easy maneuvering

Model #	Part #	GPM	PSI	Pump RPM	Pump	Engine	CCs	Ship Wt (lbs)	List Price
PC3-24324	1.107-005.0	2.3	2400	3200	LP2535G	Honda GX160	163	130	\$1,760
PC3-27324	1.107-006.0	2.5	2700	3200	LP2535G	Honda GX200	196	135	\$2,005
 PC4-35324	1.107-008.0	3.8	3500	3200	LS4040GS	Honda GX390	389	185	\$2,590
PC4-40324	1.107-224.0	3.5	4000	3200	LS3540G3	Honda GX390	389	188	\$2,590

Dimensions: 35"L x 21"W x 24"H



HD Electric



Cold Water > Electric Powered

Designed for versatility, the HD Electric carts are corrosion-resistant aluminum pressure washers that easily convert from a cart to a skid for maximum cleaning agility and durability. These reliable pressure washers have a low profile handle and compact footprint, making them easy to maneuver. They also offer a bypass loop for additional pump protection, a 7-year pump warranty and flat-free tires. All models are ETL certified to UL safety standards.

NOTE: Skid feet sold separately.



- Durable, corrosion resistant aluminum frame
- Modular design - weld free frame easily converts from cart to skid
- VRT3 Unloader with bypass loop - pump protection
- Flat free tires
- Commercial-duty crankcase pump
- ETL certified to UL and CSA standards

Model #	Part #	GPM	PSI	Pump	Pump RPM	Motor HP	Volts	Phase	Amps	Ship Wt (lbs)	List Price
HD 2.0/1000 Ed	9.801-805.0	2.0	1000	LF2030S	1725	1.5	120	1	15	162	\$1,595
HD 1.9/1300 Ed	9.801-806.0	1.9	1300	LF2030F	1725	2.0	120	1	20	175	\$1,730
HD 3.0/1000 Ed	9.801-807.0	3.0	1000	LF2830S	1725	2.0	120	1	20	181	\$1,805
HD 3.5/2000 Ea	9.801-808.0	3.5	2000	LF3530F	3450	5.0	230	1	22	182	\$2,575
HD 1.8/1350 Ed*	9.801-809.0	1.8	1350	LF2030F	3450	2.0	120	1	17	180	\$2,310

Dimensions: 41"L x 22"W x 25"H * HD 1.8/1350 Ed comes equipped with Auto Start/Stop

Field Installed Options & Accessories		List Price
9.807-754.0	Skid Mount Feet	\$33.00
9.807-750.0	37.5" Long Handle	\$28.00
9.807-753.0	Wand Holder	\$30.10
9.807-752.0	Hose Storage Hook	\$39.32
9.807-751.0	Handle with Hose Reel	\$330.00
8.753-572.0	A+ Surface Cleaner SC21	\$955.00
8.753-573.0	A+ Surface Cleaner SC24	\$1,070.00
9.302-243.0	Legacy Turbo Nozzle, 4.0, 4350 PSI	\$96.00
8.710-620.0	Legacy Superlite Stainless Steel Lance, 72" - 56.0 oz	\$115.00
8.711-105.0	Rotating Nozzle, 3.0	\$94.00
8.711-100.0	Rotating Nozzle, 5.0	\$93.00
8.925-228.0	Landa Hose, 100' x 3/8" ID, 6000 PSI, 2-wire, smooth cover, black high pressure hose	\$225.00

PE



Cold Water > Electric Powered

The PE is one of our most popular machines for everyday use in a variety of industrial cleaning applications. Only the highest quality components are used on the PE, including our tri-plex high-pressure pump with 7-year warranty, industrial-duty motor, durable steel frame with welded seams, and a stainless steel point and shoot wand for cleaning effectiveness. In addition to being certified to the rigid UL-1776 safety standards, the PE has a 24-inch hose guard for burst protection and tri-lingual operating instructions for owner liability assurance. A number of features make the PE especially popular with users who seek to reduce their cleaning time, such as handles on both front and back for easy vehicle loading. The pneumatic tires make for easy maneuvering, and two shock absorbing, spring-loaded rubber feet to keep the PE from "walking" while in operation.



- Belt-Drive Landa Kärcher Group Pump with 7-year warranty
- Industrial-duty motor
- Rugged 10-gauge steel chassis protected with weather-resistant epoxy powder coat paint
- Two spring-loaded rubber pad feet help to prevent unit from "walking"
- EASY!Force Trigger gun — zero effort required

Model #	Part #	GPM	PSI	Pump RPM	Pump	Motor HP	Volts	Phase	Amps	Ship Wt (lbs)	List Price
PE2A-15024D*	1.106-105.0	1.8	1500	1650	LB3030R	2.0	120	1	21	193	\$3,285
PE3-11024D	1.106-009.0	2.8	1000	1540	LB3030R	2.0	120	1	20	193	\$3,460
PE4-20024A	1.106-010.0	4.2	2000	900	LT6036R.2	6.2	230	1	27	285	\$3,680
PE4-20024B	1.106-011.0	4.2	2000	900	LT6036R.2	6.2	230	3	16	265	\$3,680
PE4-20024C	1.106-012.0	4.2	2000	900	LT6036R.2	6.2	460	3	8	266	\$3,680
PE4-30024A	1.106-013.0	3.5	3000	800	LT6036R.2	7.5	230	1	36	337	\$4,160
PE4-30024B	1.106-014.0	3.5	3000	800	LT6036R.2	7.5	230	3	21.5	270	\$4,160
PE4-30024C	1.106-015.0	3.5	3000	800	LT6036R.2	7.5	460	3	10.5	280	\$4,160
PE5-30024B	1.106-016.0	4.8	3000	1060	LT6036R.2	10.0	230	3	26.8	290	\$4,865
PE5-30024C	1.106-017.0	4.8	3000	1060	LT6036R.2	10.0	460	3	13.4	285	\$4,865

Dimensions: 48"L x 28"W x 28"H PE3 44"L x 28"W x 26"H

* PE2A-15024D comes equipped with Auto Start/Stop, two yellow nozzles, two green nozzles, and a variable pressure wand. Contact your local dealer for more details.



SEA



SEA - Stainless Steel



SEA - Mild Steel

Cold Water > Electric Powered

This top-of-the-line stationary cold-water series features a heavy-duty stainless steel or mild steel cabinet and comes standard with an insulated variable pressure wand, 50' of hose, and time delay shutdown. Available options include our LanCom wireless remote control, floor stand, and wall mount bracket assembly. There is even an optional wheel kit for adding mobility, making an already top-quality machine even more flexible than before. This unit is ideal for cleaning a variety of indoor surfaces, and can be plumbed for plug-and-wash outdoor applications as well.



- Available with a stainless steel cabinet or a mild steel cabinet
- Belt-Drive Landa Kärcher Group Pump with 7-year warranty
- Easily accepts hot water up to 185°F
- Optional LanCom Remote allows users to work up to 300 feet away
- Optional wheel kit
- EASY!Force Trigger gun – zero effort required

Model #	Part #	Cabinet	GPM	PSI	Pump RPM	Pump	Motor HP	Volts	Phase	Amps	Ship Wt (lbs)	List Price
SEA3-11024D	1.106-500.0	SS	2.8	1000	1540	LB3030R	2.0	120	1	20	210	\$3,785
SEA4-20024A	1.106-501.0	SS	4.2	2000	1013	LT6036R.2	6.2	230	1	28	280	\$4,450
SEA4-20024B	1.106-502.0	SS	4.2	2000	1013	LT6036R.2	6.2	230	3	16	220	\$4,540
SEA4-20024C	1.106-503.0	SS	4.2	2000	1013	LT6036R.2	6.2	460	3	7.2	220	\$4,540
SEA4-20024G	1.106-505.0	SS	4.2	2000	997	LT6036R.2	6.2	208	1	30	297	\$4,540
SEA4-20024H	1.106-506.0	SS	4.2	2000	1028	LT6036R.2	6.2	208	3	18.5	220	\$4,540
SEA4-30024B	1.106-507.0	SS	3.5	3000	943	LT6036R.2	7.5	230	3	21.5	235	\$4,945
SEA4-30024C	1.106-508.0	SS	3.5	3000	943	LT6036R.2	7.5	460	3	10.5	305	\$4,945
SEA3-11024D	1.106-583.0	MS	2.8	1000	1500	LB3030R	2.0	120	1	20	275	\$2,840
SEA4-20024A	1.106-584.0	MS	4.2	2000	1281	LM4035R.3	6.2	230	1	29	275	\$3,595
SEA4-20024B	1.106-585.0	MS	4.2	2000	1281	LM4035R.3	6.2	230	3	11	275	\$3,595
SEA4-20024C	1.106-586.0	MS	4.2	2000	1281	LM4035R.3	6.2	460	3	11	275	\$3,595
SEA4-20024H	1.106-587.0	MS	4.2	2000	1281	LM4035R.3	6.2	208	3	16	275	\$3,595
SEA4-30024B	1.106-588.0	MS	3.5	3000	1070	LM4035R.3	7.5	230	3	19	275	\$4,000
SEA4-30024C	1.106-589.0	MS	3.5	3000	1070	LM4035R.3	7.5	460	3	11	275	\$4,000

Dimensions: 31"L x 21"W x 16"H

Field Installed Options & Accessories	List Price
9.801-036.0 Cox Hose Reel Kit (floor stand / wall mount)	\$475.00
8.903-521.0 E-Zee Hose Reel & Mounting Kit (fits wheel kit)	\$260.00
9.802-265.0 Hose Reel, Mini, (fits wall bracket, 150' capacity)	\$345.00
8.711-860.0 Hose Reel, Mini, (fits wall bracket, 100' capacity)	\$320.00
9.801-035.0 Wheel Kit (4 casters) for Floor Stands	\$443.39
9.801-031.0 Wheel Kit with Detergent Rack	\$440.00
8.903-040.0 24" Floor Stand	\$458.60
9.801-034.0 36" Floor Stand	\$490.00
8.903-617.0 36" Floor Stand (stainless steel)	\$735.00

- ◆ Factory Installed
- * Float Tank cannot be ordered with Wheel Kit
- Not compatible with LanCom
- Not compatible with Auto Start/Stop or Float Tank options

Field Installed Options & Accessories	List Price
Stainless Steel Models Only	
8.930-163.0 LanCom Wireless Remote Control, 1-Step Detergent ◆○	\$1,050.00
8.930-177.0 LanCom Wireless Remote Control, 2-Step Detergent ◆○	\$1,320.00
8.903-461.0 Remote On/Off Switch Option (Time Delay units only) ◆●	\$80.50
8.930-358.0 Additional LanCom Remote	\$510.28
8.903-619.0 Wall Mount Bracket Assembly	\$500.00
8.930-131.0 Wall Mount Bracket for Fixed LanCom Remote	\$25.50
8.903-511.0 Auto Start/Stop (Replaces Time Delay Shutdown) ◆○	\$36.00
8.904-527.0 Wheel Kit with Detergent Rack (stainless steel)*	\$1,135.00
8.903-448.0 Float Tank Option with Inlet Soap Injection ◆*○	\$430.00
Mild Steel Models Only	
9.801-011.0 Auto Start/Stop ◆*	\$365.00
9.801-013.0 Hour Meter ◆	\$72.00
9.801-012.0 Time Delay Shutdown ◆	\$365.00
9.801-033.0 Wall Mount Bracket Assembly	\$165.00

MPE



Cold Water > Electric Powered

With a variety of available motors delivering up to 5000 PSI, there is no other cold water pressure washer on the market with such versatility and blasting power as these series offer. Portable and rugged, they come equipped with a high-impact steel roll cage and lifting bar and four 13" flat-free tires for easy all-terrain maneuverability, making them excellent choices for tackling a variety of cleaning sites. They include 50' of high-pressure hose rated up to 6000 PSI - more than enough for removing the toughest dirt and grime from your equipment.



- Up to 5.0 GPM and 5000 PSI
- Belt-Drive Landa Kärcher Group Pump with 7-year warranty
- Rugged roll cage and 10-gauge steel chassis protected with weather-resistant epoxy powder coat paint
- Lifting bar for easy maneuverability
- Flat-free tires

Model #	Part #	GPM	PSI	Pump RPM	Pump	Motor HP	Volts	Phase	Amps	Ship Wt (lbs)	List Price
MPE5-50024B	1.106-001.0	5.0	5000	1740	LX5450R	20.0	230	3	48	534	\$7,950
MPE5-50024C	1.106-002.0	5.0	5000	1740	LX5450R	20.0	460	3	26	534	\$7,950

Dimensions: 42"L x 26"W x 30"H

Field Installed Options & Accessories		List Price
9.801-028.0	E-Zee Hose Reel Kit, (single axle, 100' capacity)	\$325.00
9.801-029.0	Non-Pivot Hose Reel Kit, (tandem axle, 100' capacity)	\$535.00



ZE/ZEF



ZE2-11026D



ZEF2-14024D

Cold Water > Electric Powered


And when it comes to convenience, our ZE/ZEF series can't be beat. This tough handheld unit is designed specifically for cleaning in tight quarters. The ZEF comes standard with a remote on/off switch and Auto Start/Stop. An optional wall mount and wand holder kit is available for those shops where space is at a premium. An extra set of illustrated operation and warning stickers can be placed at eye level, ensuring the safety of all employees in your plant. While it is an excellent choice for cleaning indoor work areas and equipment, its industrial-strength motor and rugged frame make it an effective choice for outdoor jobs, as well.



- Direct-Drive Landa Kärcher Group Pump with 7-year warranty on ZEF
- Direct-Drive axial pump with 1-year warranty on ZE
- Auto Start/Stop comes standard on ZEF
- Remote wall switch with 10-foot electrical cord supplied with each ZEF for convenience in turning on the unit at a wash station separated from the unit
- EASY!Force Trigger gun — zero effort required

Model #	Part #	GPM	PSI	Pump Drive	Pump RPM	Pump	Motor HP	Volts	Phase	Amps	Ship Wt (lbs)	List Price
ZE2-11026D	1.106-023.0	2.0	1000	Axial	3450	AXD2020E	1.5	120	1	15	93	\$1,080

Dimensions: 15"L x 12"W x 15"H

Model #	Part #	GPM	PSI	Pump Drive	Pump RPM	Pump	Motor HP	Volts	Phase	Amps	Ship Wt (lbs)	List Price
 ZEF2-14024D	1.107-090.0	1.8	1400	Triplex	1725	LF2030S	2.0	120	1	20	125	\$1,865

Dimensions: 20"L x 19"W x 17"H

Field Installed Options & Accessories		List Price
8.920-952.0	Wall Mount & Wand Holder	\$260.00
8.904-464.0	Quick-Coupled Soap Injector, 6' Poly Tubing	\$53.00

Hot Water Generator



Model 5.0/30 Ed



Model Hot Box

Compact, portable hot water generators

Add hot water cleaning economically. Durable and reliable design for attaching to a cold water pressure washer. Our Compact Mobile Series water heaters provide supplemental heat to cold water machines, giving users the benefit of hot water cleaning when it's needed and the convenience of the portable cold water washer. Effectively heats water at a rate of up to 5 gallons per minute.



- Heater add-on for cold water pressure washers
- Effective heating of up to 5 GPM
- Heavy-duty, steel cabinet protected by an epoxy powder coat finish
- Portable, compact size

Model #	Part #	GPM	PSI	Electrical	Amps	BTU/Hour	Heated by	Ship Wt (lbs)	List Price
Heater 5.0/30 Ed	1.575-650.0	Up to 5	3000	120V	5	380,000	Diesel	330	\$3,500
Hot Box	1.103-910.0	Up to 5	3000	120V	5	300,000	Diesel, kerosene	320	\$3,920

HDS Heater Dimensions: 35"L x 47"W x 50"H Hot Box Series Dimensions: 27"L x 37"W x 39"H



Stationary Hot Water Generator Series

Heating modules that pack a punch



Model 9462



Model 9452

The Stationary ThermoGlow heating modules offer the flexibility to “convert” a cold water pressure washer into a hot water unit. By attaching the heating module to a cold water pressure washer the pressurized water is now heated to produce all the benefits of hot water cleaning. The four models use fuel oil, diesel or natural gas to heat the water using high-efficiency, vertical heating coil. All models are equipped with a flow switch to control the burner.

Fuel burner types available:

- Diesel
- Kerosene
- Home Heating Oil
- Natural Gas
- LP Gas (optional)



- Heater add-on for cold water pressure washers
- Effective heating of up to 10 GPM
- Heavy-duty, steel cabinet protected by an epoxy powder coat finish
- Flow switch for burner control
- Great for food processing, oil field and trucking applications

Model #	Part #	GPM	PSI	Electrical	Amps	BTU/Hour	Heated by	Ship Wt (lbs)	List Price
9450	1.103-905.0	10	3200	115V	8	700,000	Oil-Fired	525	\$6,570
9452	1.103-906.0	10	3200	115V	8	540,000	Natural-Gas-Fired	500	\$6,330
9460	1.103-907.0	10	3200	115V	8	920,000	Oil-Fired	920	\$10,370
9462	1.103-908.0	10	3200	115V	8	920,000	Natural-Gas-Fired	935	\$9,785

9450/9452 Series Dimensions: 32.5"L x 25"W x 50.5"H 9460/9462 Series Dimensions: 40.5"L x 32"W x 65"H

Field Installed Options & Accessories		List Price
8.903-076.0	Natural-Gas to LP Conversion for Model 9452 ♦	\$150.00
8.903-075.0	Natural-Gas to LP Conversion for Model 9462 ♦	\$150.00
9.801-040.0	10" Natural Gas-Fired Draft Diverter for Model 9452	\$155.00
8.717-730.0	12" Natural Gas-Fired Draft Diverter for Model 9462	\$240.00
8.749-806.0	10" Power Dampener	\$330.00
8.753-171.0	12" Power Dampener	\$350.00
8.749-807.0	Power Dampener Wiring Harness	\$93.00

♦ Factory Installed

HD 7.9/72-4 Cage Ec



Maximum power in a compact package.

The HD 7.9/72-4 Cage Ec ultra high pressure washer features one button operation and an automatic pressure relief valve, making it easy to use, while delivering the most powerful cleaning performance in its class for a variety of applications.



- Built-in pressure relief valve reduces pressure in the hose, remaining flexible when the trigger gun is closed.
- Pressure increases gradually when activating the trigger gun prevents sudden jolts.
- Large wheels, crane hook and an optimal center of gravity ensure easy transportation, even over rough terrain.

Model #	Part #	PSI	GPM	Max Inlet Temp	Pump	Drive	Motor Rating	Ship Wt (lbs)	List Price
HD 7.9/72-4 Cage Ec	1.367-163.0	7200	7.9	140°F	Crankshaft	E-Motor 460 V / 60 Hz	30 kW / 41 HP	699	TBD

Dimensions: 51.9"L x 29.4"W x 43"H

ACCESSORIES

Order No.	Description	List Price	Order No.	Description	List Price
■ 4.775-824.0	Kärcher industry gun	\$363.00	□ 6.415-060.0	F9 power rotary jet (7,200 PSI)	\$1,690.00
■ 4.760-679.0	28" spray lance (up to 9,280 PSI)	\$188.00	□ 6.025-526.0	F9 power rotary jet repair kit	\$761.00
■ 6.391-847.0	66' pressure hose (up to 8,990 PSI)	\$531.00	□ 6.025-233.0	Tool for changing rotor seat	\$221.00
■ 5.765-263.0	Flat jet nozzle, 060	\$34.00	□ 6.392-401.0	33' pipe cleaning hose	\$257.00
□ 2.637-017.0	Add-on kit pre pressure pump	\$1,550.00	□ 6.392-402.0	66' pipe cleaning hose	\$353.00
□ 2.639-251.0	Shoulder support	\$445.00	□ 6.392-403.0	100' pipe cleaning hose	\$445.00
□ 4.760-653.0	41" spray lance (up to 9,280 PSI)	\$246.00	□ 6.470-223.0	Foot valve	\$1,025.00
□ 4.760-675.0	60" spray lance (up to 9,280 PSI)	\$277.00	□ 6.025-527.0	Pipe cleaning nozzle, Standard 060	\$401.00
□ 4.760-677.0	81" spray lance (up to 9,280 PSI)	\$373.00	□ 6.025-528.0	Pipe cleaning nozzle, Quattro 060	\$335.00
□ 4.403-004.0	Hose coupling	\$51.40	□ 6.025-529.0	Pipe cleaning nozzle, Rotary 060	\$889.00
□ 6.391-846.0	33' pressure hose (up to 8,990 PSI)	\$354.00	□ 6.025-257.0	Mounting tool for nozzle kit	\$169.00
□ 6.391-019.0	100' pressure hose (up to 8,990 PSI)	\$674.00	□ 9.917-716.0	Abrasive blaster	\$1,775.00
□ 2.113-073.0	Flat jet nozzle, 075 (5,075 PSI)	\$28.10	□ 9.886-552.0	F98 3-nozzle kit for abrasive blaster	\$92.20
□ 2.113-075.0	Flat jet nozzle, 095 (3,625 PSI)	\$28.10	□ 6.025-308.0	Abrasive material hose	\$240.00
□ 2.113-077.0	Flat jet nozzle, 120 (2,175 PSI)	\$28.10	□ 6.025-258.0	Suction lance	\$427.00
□ 5.765-264.0	Point jet nozzle, 060	\$22.60	□ 5.401-325.0	Adapter M20 to UNF	\$47.70
□ 2.113-074.0	Point jet nozzle, 075 (5,075 PSI)	\$28.10	□ 2.643-577.0	FRI 50 Me industrial surface cleaner, 20" (7,200 PSI)	\$3,630.00
□ 2.113-076.0	Point jet nozzle, 095 (3,625 PSI)	\$28.10	□ 6.415-059.0	Nozzle kit for FRI 50 Me	\$52.50
□ 2.113-078.0	Point jet nozzle, 120 (2,175 PSI)	\$28.10			

■ Included □ Optional

Mississippi Recovery



Siphon muddy waters away

Stop wash water from flowing down a drain or away from your area by collecting the wastewater from pressure washing. As EPA laws become more prevalent and strive to conserve water quality, contract cleaners and construction sites will need to recover their wash water and runoff. Eliminate the problem with the Mississippi Recovery series which is capable of recovering and transferring up to 30 gpm of water and transferring to a holding tank. Its small footprint allows the Mississippi to be mounted on a single axle trailer. Be fully in control of water flow with the optional water dikes and drain covers to stop water from flowing down a drain or away from your site. Comes standard with 50' feet of vacuum hose and a scupper head.



- 3 stage vacuum motor delivers 100 CFM 97" water for a constant pull
- Simple curbside controls for easy use
- Rated for water up to 120°F and compatible with surface cleaners and hot water machines
- Small footprint allows the unit to be mounted on single axle trailers
- Drain port and filter basket work together to keep sludge from clogging

Model #	Part #	Electrical	Amps	Tank	Vac Motor	Recovery	Ship Wt (lbs)	List Price
Mississippi Recovery	1.103-516.0	120V	15	27 Gallon	3 Stage 100 CFM 97"	30 gpm		\$1,925.00

Dimensions: 24"L x 27"W x 59"H

Field Installed Options & Accessories

	List Price
TBD Mosmatic Surface Cleaner with Vac	TBD
TBD Caster Wheel Kit	TBD

Drain Covers and Water Dikes

8.751-135.0	Drain Cover, 36" x 36", 30oz PVC	\$340.00
8.751-136.0	Drain Cover, 48" x 48", 30oz PVC	\$405.00
8.751-137.0	Drain Cover, 48" x 48", Urethane	\$415.00
8.751-138.0	Water Dike, 10', 22oz PVC	\$200.00
8.751-139.0	Water Dike, 10', 40oz Urethane	\$305.00
8.751-140.0	Water Dike, 20', 22oz PVC	\$280.00
8.751-141.0	Water Dike, 20', 40oz Urethane	\$420.00



Innovation at Every Turn

Let us help you become more productive and profitable

Kärcher is the world market leader in cleaning products. For more power with less consumption and shorter cleaning times. Kärcher has the right equipment with truly innovative solutions that are often game-changers in the industry. Our goal is to help you Get Dialed In no matter what your needs.



Professional Floor Care



KM 70/20 C



Superior performance with manual power.

Speedy sweeping and painless maintenance rolled into one convenient package. These sweepers provides superior sweeping performance in a compact manual push sweeper. It is built to be rugged and durable for long life.



Features

- Cleans paths, sidewalks and warehouses quickly and conveniently
- Main cylindrical brush is driven by both wheels so that it sweeps equally well in either right or left turns
- Rugged metal pinion drive for long life
- Durable design
- Height of cylindrical brush can be easily adjusted in five positions by a knob on the handle

KM 70/20 C

Technical Specifications

Cleaning path / width - main broom	in	19
Cleaning path / width with 1 sb	in	28
Cleaning path / width with 2 sb	in	36
Side broom diameter	in	13
Debris container capacity	gal	11
Practical productivity	sq ft/hr	30,000
Weight	lbs	50.7
Dimensions (LxWxH)	in	51.2 x 30.14 x 40.7

EQUIPMENT

Part No.	Description	List Price
1.517-106.0	KM 70/20 C, twenty eight inch walk-behind sweeper	\$1,105.00
1.517-107.0	KM 70/20 C 2SB, thirty six inch push sweeper with dual brushes	\$1,150.00

ACCESSORIES

Order No.	Description	List Price
■ 6.966-005.0	Side broom, water-resistant bristles, extremely durable, suitable for all types of surfaces	\$100.00
■ 6.906-041.0	Main broom, water-resistant bristles, extremely durable, suitable for all types of surfaces	\$165.00
■ 4.040-772.0	Dust Filter	\$61.00
□ 2.640-908.0	Litter picker—for picking up waste	\$110.00

■ Included □ Optional

KM 70/30 C BP ADV



Efficient sweeping on hard or soft floors.

Fast and efficient for sweeping indoors or outdoors—on hard floor or carpet for those that need to get the job done right the first time. Rely on this sweeper to make quick work of any sweeping needs with its highly productive electronic driven broom. It also features active dust control for optimum air quality. User-friendly features such as an easy adjust broom height and an adjustable handle height make this a popular machine with those who use it.



Features

- Delivers fast, efficient sweeping for hard and soft floor surfaces
- 28 inch cleaning path
- For a wide range of applications indoors and outdoors, with a particularly quiet battery drive system at 69 dBA
- Features Active Dust Control with a separate fan and flat pleated filter for dustless sweeping indoors
- Simple adjustment of the main cylindrical broom and side broom

KM 70/30 C BP ADV

Technical Specifications

Cleaning path / width - main broom	in	19
Cleaning path / width with 1 sb	in	28
Side broom diameter	in	13
Debris container capacity	gal	11
Practical productivity	sq ft/hr	30,800
Operating noise level	dBa	69
Sweeping method	direct / overthrow	direct
Weight	lbs	105.8
Dimensions (LxWxH)	in	48.8 x 28 x 45.2

EQUIPMENT

Part No.	Description	List Price
1.517-218.0	KM 70/30 C BP ADV, twenty eight inch walk-behind sweeper	\$3,005.00

ACCESSORIES

Order No.	Description	List Price
■ 6.966-005.0	Side broom, water-resistant bristles, extremely durable, suitable for all types of surfaces	\$100.00
■ 6.906-041.0	Main broom, water-resistant bristles, extremely durable, suitable for all types of surfaces	\$165.00
■ 6.904-367.0	Flat dust filter	\$52.00
□ 2.640-908.0	Litter picker—for picking up waste	\$110.00
□ 5.731-625.0	Filter element - plastic filter, water resistant, washable, saves maintenance costs	\$30.00
□ 6.907-041.0	Standard cylindrical broom - water-resistant universal bristles, extremely durable, suitable for all types of surfaces	\$250.00

■ Included □ Optional

KM 75/40 W Bp



Self-propelled for increased productivity.

Big enough to get the job done, but maneuverable to clean congested areas, count on the KM 75/40 W Bp for your sweeping needs. This machine provides the versatility to clean anywhere—carpet or hard floors, indoors or out. We built it to perform day in and day out in the toughest commercial applications.



Features

- Self-propelled, 30 inch cleaning path for increased productivity
- Easy to understand controls increase operator effectiveness
- Over throw sweeping system with an easily removed hopper to make emptying quick and efficient
- Air is vacuumed through a high-efficiency automotive style filter
- Manual filter shaker for easy cleaning and consistent results
- Wet-sweep bypass for cleaning wet surfaces



KM 75/40 W BP

Technical Specifications

Cleaning path / width - main broom	in	22
Cleaning path / width with 1 sb	in	30
Side broom diameter	in	16.5
Debris container capacity	gal	10.5
Practical productivity	sq ft/hr	36,328
Operating noise level	dBa	64
Sweeping method	direct / overthrow	direct
Weight	lbs	172
Dimensions (LxWxH)	in	56 x 30 x 46.5

EQUIPMENT

Part No.	Description	List Price
9.840-739.0	KM 75/40 W Bp, thirty inch walk-behind sweeper	\$6,505.00

ACCESSORIES

Order No.	Description	List Price
■ 8.631-173.0	Battery, 12V AGM 70 Ah	\$660.00
■ 8.629-377.0	Automatic shelf charger, 24V, 24A, 115V, standard on AGM models	\$835.00
■ 6.905-626.0	Side Broom, KM Soft Bristle	\$125.00
■ 6.906-884.0	Main Broom, water-resistant bristles, extremely durable, suitable for all surfaces	\$280.00
■ 5.731-635.0	Flat pleated filter—plastic filter, water resistant, washable, reduces maintenance costs	\$130.00
□ 6.905-625.0	Side broom, hard for heavy-duty cleaning	\$125.00
□ 6.906-950.0	Anti-Static Rolling Brush	\$350.00
□ 2.641-571.0	Carpet Sweeping Kit (includes fluff filter, anti-static cylindrical brush and triple caster)	\$1,200.00
□ 6.906-886.0	Main cylindrical broom, soft/natural - specifically designed with natural bristles for sweeping fine dust on smooth indoor floors	\$590.00

■ Included □ Optional

PUZZI™ 8/1 C



Hand and compact for easy spot cleaning.

The handy, compact and powerful Puzzi™ 8/1 C spray extraction cleaner is ideal for small areas and interim cleaning with excellent cleaning results.



Features

- Foot switch makes it easy to turn on and off - no bending required
- Transparent dome lid for easy-to verify operation
- Swivel casters for easy maneuvering
- Lightweight - at only 19 lbs., it can be easily transported
- 8' high-pressure solution and vacuum hose
- Removable dirty water tank



PUZZITM 8/1 C

Technical Specifications

Solution / recovery capacity	gal	2 / 1.8
Operating noise level	dB	71
Power cord length	ft	33
Vacuum	hp, stage	1.5 hp
Waterlift	in	87
Pump pressure	psi	14.5
Flow rate	gpm	0.25
Weight	lbs	19.8
Dimensions (LxWxH)	in	20.8 x 13 x 17.3

EQUIPMENT

Part No.	Description	List Price
1.100-228.0	Puzzi™ 8/1 C , 98 inch spray hose with integrated water feed and hand tool	\$810.00

ACCESSORIES

Order No.	Description	List Price
■ 6.391-410.0	8-foot hose, complete with couplings	\$120.00
■ 4.130-116.0	4-inch upholstery hand tool	\$125.00
□ 4.130-127.0	Floor wand, 2-part with aluminum tube	\$195.00
□ 4.130-394.0	Floor wand, quick-action coupling, aluminum tube and metal nozzle	\$285.00
□ 4.762-220.0	Hard surface kit (attaches to 4.130-127.0 & 4.130-394.0 wands)	\$42.50
□ 2.638-778.0	Window cleaning kit with 6.5Ft hose, (requires 2.389-293.0 coupler)	\$285.00
□ 4.130-083.0	Venetian blind kit (requires 6.389-293.0 coupler)	\$755.00
□ 4.130-128.0	Stair cleaning tool, 9-inch	\$280.00
□ 6.391-411.0	13-foot high pressure solution & vacuum hose	\$300.00
□ 4.130-117.0	Stone & hard surface nozzle	\$695.00
□ 4.762-219.0	Hard surface adapter for standard hand tool	\$64.50

■ Included □ Optional

NT 25/1 AP



Mobile, all-purpose vacuuming.

The NT 25/1 AP delivers powerful wet/dry cleaning in one compact package. This mobile all-purpose vacuum is easy and comfortable to transport to any job site. Designed for function, our vacuum features a light weight construction. Enjoy knowing that you can pick up anything wet or dry with this handy, practical machine.



Features

- Comfortable and easy to handle and on-board accessory storage
- Five caster wheel design provides superior movement and stability
- Complete accessory holder and cord hook
- Convenient additional storage area on the turbine head
- Mobile and lightweight, perfect for transport to multiple locations
- Easy, safe and quickly exchangeable clip hose connections
- Ergonomically designed hose for operator comfort

NT 25/1 AP

Technical Specifications

Vacuum width, floor tool	in	11
Vacuum hose length	ft	8
Power cord length	ft	25
Waste container capacity	gal	6.6
Operating noise level	dB(A)	70
Air flow rate	cfm	123
Waterlift	in of water	88
Motor	watts	1,170
Weight	lbs	24
Dimensions (LxWxH)	in	20 x 14.5 x 19

EQUIPMENT

Part No.	Description	List Price
1.184-868.0	NT 25/1 AP, 6.6 gallon wet / dry vacuum	\$410.00

ACCESSORIES

Order No.	Description	List Price
■ 4.440-626.0	Suction hose C DN35	\$43.00
■ 6.906-240.0	Crevice nozzle DN35	\$4.40
■ 6.903-284.0	Floor tool DN35	\$83.00
■ 6.900-514.0	Suction tube DN35	\$24.50
■ 6.907-478.0	Set of filter bags - fleece 25L	\$19.00

■ Included □ Optional

NT 30/1 Tact TE



Stronger and sturdier than ever.

This powerful vacuum cleaner picks up coarse dirt and liquids as well as large quantities of fine dust. Tact, the fully automatic cleaning system, cleans the filter with strong air blasts. It is ideal for long periods of uninterrupted use and constant high suction power.



Features

- Blasts of air clean the filter resulting in lower maintenance costs and a longer filter life ultimately saving you money
- On-board storage for all accessories, includes two hooks for the suction hose and power cord
- Bayonet and clip connections guarantee easy and secure connection of all accessory parts onto machine
- HEPA filter is standard

NT 30/1 TACT TE

Technical Specifications

Vacuum width, floor tool	in	14
Vacuum hose length	ft	13
Power cord length	ft	25
Waste container capacity	gal	8.2
Operating noise level	dBa	68
Air flow rate	cfm	150
Waterlift	in of water	102
Motor	watts	1,380
Weight	lbs	30
Dimensions (LxWxH)	in	22 x 14.5 x 22.2

EQUIPMENT

Part No.	Description	List Price
1.148-216.0	NT 30/1 TACT TE, 8-gallon wet/dry vacuum with Tact	\$825.00

ACCESSORIES

Order No.	Description	List Price
■ 2.889-192.0	Stainless steel vacuum tube set	\$59.00
■ 2.889-135.0	Vacuum hose 13 ft	\$44.00
■ 2.889-134.0	Vacuum hose 8 ft	\$34.00
■ 2.889-170.0	Ergonomic bend	\$17.00
■ 2.889-152.0	Wet and dry floor nozzle	\$44.00
■ 2.889-159.0	Crevice nozzle	\$13.50
■ 2.889-151.0	Power tool adaptor	\$26.50
■ 2.889-154.0	Fleece filter bags - 30 liter	\$33.50
■ 6.907-629.0	HEPA filter	\$120.00

■ Included □ Optional

NT 40/1 Tact TE



Rugged dependability to get the job done.

The NT 40/1 Tact Te has the power to get the job done. The motor of the machine has no carbon brushes—ideal for the rigors of industrial use. It features a life expectancy of over 5,000 hours.



Features

- Large wheels and front swivel casters for easy maneuverability
- Self-cleaning filter with our Tact system
- Drain hose allows user to empty unit directly into a drain
- Metal wand, floor tool, crevice tool and washable nylon filter are included with each NT wet / dry vacuum.
- Crush resistant hose stows conveniently on top for storage
- HEPA filter is standard

NT 40/1 TACT TE

Technical Specifications

Vacuum width, floor tool	in	14
Vacuum hose length	ft	13
Power cord length	ft	25
Waste container capacity	gal	10.3
Operating noise level	dba	68
Air flow rate	cfm	150
Waterlift	in of water	102
Motor	watts	1,380
Weight	lbs	32
Dimensions (LxWxH)	in	22 x 14.5 x 25.7

EQUIPMENT

Part No.	Description	List Price
1.148-316.0	NT 40/1 Tact Te, 10-gallon wet/dry vacuum with Tact	\$895.00

ACCESSORIES

Order No.	Description	List Price
■ 2.889-192.0	Stainless steel vacuum tube set	\$59.00
■ 2.889-135.0	Vacuum hose 13 ft (Te versions)	\$44.00
■ 2.889-170.0	Ergonomic bend	\$17.00
■ 2.889-152.0	Wet and dry floor nozzle	\$44.00
■ 2.889-159.0	Crevice nozzle	\$13.50
■ 2.889-151.0	Power tool adaptor (Te versions)	\$26.50
■ 2.889-155.0	Fleece filter bags	\$42.00
■ 6.907-629.0	HEPA filter	\$120.00
□ 2.643-868.0	Push handle	\$97.00

■ Included □ Optional

NT 50/1 Tact TE



Fully compliant and easy to use.

The NT 50/1 Tact Te includes an improved Tact automatic filter cleaning system - improved cleaning performance and reduced noise level. It is fully compliant with OSHA silica dust regulations.



Features

- Bayonet and clip connections guarantee easy and secure connection of all accessory parts to the vacuum
- Self-cleaning filter with our Tact system
- Wider inner diameter of vacuum hoses (1-3/8 inches) is now standard
- Even stronger and sturdier components and overall design
- Crush resistant hose stows conveniently on top for storage

NT 50/1 TACT TE

Technical Specifications

Vacuum width, floor tool	in	14
Vacuum hose length	ft	13
Power cord length	ft	25
Waste container capacity	gal	13.5
Operating noise level	dBa	68
Air flow rate	cfm	150
Waterlift	in of water	102
Motor	watts	1,380
Weight	lbs	40
Dimensions (LxWxH)	in	22 x 14.5 x 41.1

EQUIPMENT

Part No.	Description	List Price
1.148-416.0	NT 50/1 Tact Te, 13.5-gallon wet/dry vacuum with Tact	\$1,055.00

ACCESSORIES

Order No.	Description	List Price
■ 2.889-192.0	Stainless steel vacuum tube set	\$59.00
■ 2.889-135.0	Vacuum hose 13 ft (Te versions)	\$44.00
■ 2.889-170.0	Ergonomic bend	\$17.00
■ 2.889-152.0	Wet and dry floor nozzle	\$44.00
■ 2.889-159.0	Crevice nozzle	\$13.50
■ 2.889-151.0	Power tool adaptor (Te versions)	\$26.50
■ 2.889-155.0	Fleece filter bags	\$42.00
■ 6.907-629.0	HEPA filter	\$120.00

See page 48 for optional accessory order numbers.

■ Included □ Optional

NT 30/1, 40/1, 50/1 ACCESSORIES



ACCESSORIES

Order No.	Description	List Price
<input type="checkbox"/> 2.889-137.0	Vacuum hose 1-3/8 inch diameter (DN 35) 13 ft electrically conductive	\$120.00
<input type="checkbox"/> 2.889-136.0	Vacuum hose 1-3/8 inch diameter (DN 35) 8 ft electrically conductive	\$92.50
<input type="checkbox"/> 2.889-164.0	Vacuum hose 1-3/8 inch diameter (DN 35) 8 ft heat-resistant	\$420.00
<input type="checkbox"/> 2.889-172.0	Ergonomic bend 1-3/8 inch diameter (Dn 35) with soft grip electrically conductive	\$50.50
<input type="checkbox"/> 2.889-148.0	Ergonomic bend 1-3/8 inch diameter (DN 35) with soft grip and vacuum power regulation	\$17.00
<input type="checkbox"/> 6.907-455.0	Flat pleated filter PTFE	\$120.00
<input type="checkbox"/> 2.679-000.0	Drilling dust nozzle 1-3/8 inch diameter (DN 35)	\$38.00
<input type="checkbox"/> 2.643-868.0	Push handle for NT 40/1 Tact Te L	\$97.00
<input type="checkbox"/> 2.889-138.0	Vacuum hose 1-5/8 inch diameter (DN 40), 13 ft	\$62.00
<input type="checkbox"/> 2.889-139.0	Vacuum hose 1-5/8 inch diameter (DN 40), 8 ft	\$51.50
<input type="checkbox"/> 2.889-141.0	Vacuum hose 1-5/8 inch diameter (DN 40), 13 ft electrically conductive	\$125.00
<input type="checkbox"/> 2.889-140.0	Vacuum hose 1-5/8 inch diameter (DN 40), 13 ft oil-resistant	\$140.00
<input type="checkbox"/> 2.889-171.0	Ergonomic bend 1-5/8 inch diameter (DN 40), with soft grip	\$23.00
<input type="checkbox"/> 2.889-172.0	Ergonomic bend 1-5/8 inch diameter (DN 40), with soft grip electrically conductive	\$50.50
<input type="checkbox"/> 2.889-194.0	Set of vacuum tubes 1-5/8 inch diameter (DN 40), 2 x 1.8 ft, stainless steel	\$62.00
<input type="checkbox"/> 6.907-629.0	HEPA filter for NT 30/1, NT 40/1 and NT 50/1	\$120.00
<input type="checkbox"/> 2.889-174.0	Wide wet and dry floor nozzle with easily changeable inserts for wet/dry applications	\$38.00
<input type="checkbox"/> 5.032-427.0	Elbow Tube 40mm (for NT 65/2 Tact)	\$15.50
<input type="checkbox"/> 6.906-321.0	Suction hose 40 mm (for NT 65/2 Tact)	\$80.50
<input type="checkbox"/> 6.904-285.0	5 Pk Paper Filter Bags NT 65/2 (for NT 65/2 Tact)	\$68.50
<input type="checkbox"/> 6.907-276.0	Flat Pleated Filter (for NT 65/2 Tact)	\$35.00
<input type="checkbox"/> 6.904-364.0	HEPA Filter (for NT 65/2 Tact)	\$140.00
<input type="checkbox"/> 5.453-016.0	Power Tool Adapter 35mm Fem. thread - Bulk Pack (for NT 65/2 Tact)	\$16.00
<input type="checkbox"/> 6.900-275.0	Metal Suction Tube 40mm - Bulk Pack (for NT 65/2 Tact)	\$14.00
<input type="checkbox"/> 6.903-033.0	Crevice Tool 40mm - Bulk Pack (for NT 65/2 Tact)	\$10.50
<input type="checkbox"/> 2.639-873.0	Hose Coupler 40mm - Bulk Pack (for NT 65/2 Tact)	\$31.50
<input type="checkbox"/> 5.407-108.0	Reducer Sleeve 40mm to 35mm male thread Bulk Pack (for NT 65/2 Tact)	\$10.50
<input type="checkbox"/> 6.907-408.0	Floor Nozzle - 40mm - Bulk Pack (for NT 65/2 Tact)	\$30.00
<input type="checkbox"/> 5.453-042.0	(Photo 1 above) Power tool adapter, fits these size shrouds: 1.06" - 1.10" OD, 1.25" - 1.32" OD, 1.37" - 1.44" OD, 1.47" - 1.50" OD	\$30.50
<input type="checkbox"/> 5.453-016.0	(Photo 2 above) Power tool adapter, fits these size shrouds: 1.06" - 1.07" OD, 1.27" - 1.30" OD, 1.40" - 1.41" OD	\$16.00
<input type="checkbox"/> 5.407-108.0	(Photo 3 above) Power tool adapter: connects to 40mm hose connection, screws into 35mm hose or 5.453-016.0 tool adapter	\$10.50
<input type="checkbox"/> 2.637-217.0	(Photo 4 above) Power tool "Y" adapter	\$56.00
<input type="checkbox"/> 5.453-085.0	(Photo 5 above) Power tool adapter sleeve 40 x 50 mm	\$35.00
<input type="checkbox"/> 5.407-113.0	(Photo 6 above) Reducer, DN 40 to DN 35 hose connection	\$13.25
<input type="checkbox"/> 5.031-703.0	Tension ring (order with 5.407-113.0)	\$2.75

■ Included □ Optional

NT 48/1



A tough and versatile clean.

These machines are the tough and versatile wet/dry vacuums. Built to handle difficult wet or dry dirt, this vac is the machine that will stand up to tough everyday use. The optional front mounted squeegee provides even more productive water pickup. It is easy to transport from site to site with its large rear wheels and front casters as well as an easy to grip handle. The large filter provides impressive suction power and long work intervals improving your productivity.

Features

- Mobile, all-purpose wet / dry vacuum for small to medium jobs and multiple locations
- Integrated handle ensures easy and comfortable transport
- Optional front mounted squeegee for more productive pickup

NT 48/1

Technical Specifications

Vacuum width, floor tool	in	12
Vacuum hose length	ft	8
Power cord length	ft	25
Waste container capacity	gal	12
Operating noise level	dBA	72
Air flow rate	cfm	142
Waterlift	in of water	80
Motor	watts	1,380
Weight	lbs	22
Dimensions (LxWxH)	in	19 x 15.3 x 30.3

EQUIPMENT

Part No.	Description	List Price
1.428-623.0	NT 48/1, 13-gallon wet/dry vacuum	\$470.00

ACCESSORIES

Order No.	Description	List Price
■ 6.414-789.0	Cylindrical Dust Filter	\$33.00
■ 6.904-285.0	Paper filter bag (5-pack, 1 bag Included with machine)	\$68.50
■ 6.906-512.0	All-Purpose Nozzle	\$46.00
■ 6.900-385.0	8.3-inch all purpose crevice nozzle	\$12.50
■ 4.440-626.0	8 feet x 1.375 inch hose with comfortable hand grip	\$43.00
■ 6.900-514.0	Metal suction tube, 1.4 inch X 1.6 feet	\$24.50
■ 6.906-240.0	Crevice nozzle, 1.4-inch	\$4.40
□ 6.904-211.0	Wet Filter Bag	\$175.00
□ 6.906-384.0	14.6" Aluminum All-Purpose Nozzle with Height-Adjustable Cylindricals, Brush Strips and Oil Resistant Squeegees	\$265.00
□ 6.906-513.0	10.2-inch plastic all-purpose nozzle	\$98.50
□ 6.906-554.0	14.2-inch plastic all-purpose head with cylindricals, brush strips and standard squeegee	\$55.50
□ 6.906-383.0	17.7" Aluminum All-Purpose Head with Height-Adjustable cylindricals, Brush Stripes and oil-resistant Squeegees	\$360.00
□ 2.860-113.0	Upholstery hand tool	\$160.00
□ 2.860-114.0	10-inch turbo nozzle with reducer 35/32	\$230.00
□ 6.903-033.0	11.4" Crevice Tool	\$10.50
□ 6.900-233.0	4.7" Plastic Upholstery Nozzle, 35 mm ID	\$16.00
□ 6.903-034.0	Radiator Brush for use with 6.900-385.0	\$26.00
□ 6.903-035.0	Plastic, Pipe Diameter 3.9"	\$145.00
□ 6.903-862.0	Suction Brush, Natural Hair, Pivotable, 35 mm ID	\$27.50
□ 2.860-116.0	Nozzle Set, Crevice Tool, Upholstery Tool, Round Brush, 35 mm ID	\$57.00
□ 2.863-147.0	All-Purpose Brush, Soft Bristles 35 mm ID	\$77.00
□ 8.622-960.0	Replacement 15-inch squeegee blade	\$51.00

■ Included □ Optional

NT 68/1



Utility with ease.

Easily tackle medium to large jobs with this wet/dry vac. Designed with a robust 1.8 hp vac motor to handle any task you throw at it. If even more productivity is desired, the optional front mounted squeegee makes quick work of water recovery. Thoughtful features such as no-tipping dumping and on-board storage make this the operator's choice for wet/dry vacs.

Features

- Optional front-mounted squeegee offers more productive water pick-up
- 18 gallon capacity offers easy mobility for medium to large jobs
- Easy to use, train and operate
- Complete with on-board tool storage compartment with safety sign storage bracket
- Self-adjusting squeegee assembly

NT 68/1

Technical Specifications

Vacuum width, floor tool	in	24.5
Power cord length	ft	50
Waste container capacity	gal	18
Operating noise level	dB	71
Air flow rate	cfm	142
Waterlift	in of	80
Motor	watts	1,200
Weight	lbs	64
Dimensions (LxWxH)	in	35.5 x 24.5 x 37.5

EQUIPMENT

Part No.	Description	List Price
1.103-494.0	NT 68/1, eighteen gallon wet/dry vacuum with 24" front squeegee, with tools	\$1,105.00

ACCESSORIES

Order No.	Description	List Price
<input type="checkbox"/> 6.414-789.0	Cylindrical Dust Filter	\$33.00
<input type="checkbox"/> 6.904-285.0	Paper filter bag (5-pack, 1 bag Included with machine)	\$68.50
<input type="checkbox"/> 6.900-385.0	8.3-inch all purpose crevice nozzle	\$12.50
<input type="checkbox"/> 6.906-240.0	Crevice nozzle, 1.4-inch	\$4.40
<input type="checkbox"/> 6.906-384.0	14.6" Aluminum All-Purpose Nozzle with Height-Adjustable Cylindricals, Brush Strips and Oil Resistant Squeegees	\$265.00
<input type="checkbox"/> 6.906-513.0	10.2-inch plastic all-purpose nozzle	\$98.50
<input type="checkbox"/> 6.903-018.0	14.6" Aluminum All-Purpose Head with Height-Adjustable Cylindricals, Brush Stripes and squeegee blades	\$295.00
<input type="checkbox"/> 6.906-554.0	14.2-inch plastic all-purpose head with cylindricals, brush strips and standard squeegee	\$55.50
<input type="checkbox"/> 6.906-383.0	17.7" Aluminum all-purpose head with height-adjustable cylindricals, brush stripes and oil-resistant Squeegees	\$360.00
<input type="checkbox"/> 2.860-113.0	Upholstery hand tool	\$160.00
<input type="checkbox"/> 2.860-114.0	10-inch turbo nozzle with reducer 35/32	\$230.00
<input type="checkbox"/> 6.903-033.0	11.4" Crevice Tool	\$10.50
<input type="checkbox"/> 6.900-922.0	14.6" Crevice Nozzle, Metal	\$135.00
<input type="checkbox"/> 6.902-154.0	Wand	\$79.00
<input type="checkbox"/> 8.635-292.0	Front mount squeegee assembly	\$240.00
<input type="checkbox"/> 6.906-512.0	Squeegee head	\$46.00

■ Included □ Optional

BR 35/12 C BP



The race is always won in the corners.

Thanks to our innovative steerable scrub deck, the BR 35/12 C Bp can clean up to the wall at a 90° angle. It can also clean in reverse, or in any direction. The height-adjustable, telescoping steering column allows optimal ergonomics for any operator. The folding steering column also makes it easy to secure for transport.



Features

- Steerable scrub deck allows for scrubbing in any direction
- Brush height is adjustable for multiple floor types
- Eco!efficiency mode increases operating time by 50%, and reduces noise by 40%

BR 35/12 C BP

Technical Specifications

Cleaning path / width	in	14
Brush type	cylindrical / disc / pad	Cylindrical
Brush quantity	units	1
Brush diameter	in	3.8
Suction bar (squeegee) width	in	18
Drive	pad-assist / traction	Brush-assist
Solution / recovery capacity	gal	3 / 3
Theoretical / practical productivity	sq. ft / hr	15,069 / 10,550
Operating noise leve - std Eco! mode	dBA	66 / 62
Battery charger	shelf / on-board	On-board
Battery runtime	min	66-90
Battery charging time	hrs	1-3
Battery lifetime - est charging cycle	x thousands	3
Brush contact pressure	lbs	29
Brush speed	rpm	700-1,050
Vac motor rating	watts	280
Vac motor suction	cfm	42
Waterlift	in of water	32
Weight with batteries	lbs	77
Dimensions (LxWxH)	in	39 x 18 x 51

EQUIPMENT

Part No.	Description	List Price
1.783-454.0	BR 35/12 C BP, fourteen inch scrubber with cylindrical brushes	\$5,040.00

ACCESSORIES

Order No.	Description	List Price
■ 4.037-031.0	Cylindrical Brush, red, medium	\$99.50
■ 4.037-035.0	Squeegee blade set, standard, oil-resistant, polyurethane	\$47.00
■ 6.654-294.0	Lithium-ion battery, 21 Ah	\$2,590.00
□ 4.037-036.0	Cylindrical Brush, white, soft	\$130.00
□ 4.037-037.0	Cylindrical Brush, orange, high/low	\$155.00
□ 4.037-038.0	Cylindrical Brush, green, hard	\$250.00
□ 4.037-039.0	Cylindrical Brush, black, very hard	\$320.00
□ 4.762-009.0	Cylindrical Pad cylindrical shaft	\$290.00
□ 6.369-053.0	Cylindrical Pads on sleeve, yellow, soft	\$100.00
□ 6.369-047.0	Cylindrical Pads on sleeve, red, medium	\$100.00
□ 6.369-052.0	Cylindrical Pads on sleeve, green, hard	\$100.00
□ 4.037-040.0	Cylindrical microfiber pad, for daily cleaning of delicate surfaces including LVT and stone tile	\$130.00

■ Included □ Optional

BD 38/12 C BP



Steer your way to cleaner floors.

Think of the BD 38/12 as a 15 inch disc version of the popular BR 35/12. The design allows for the easiest driving of a walk-behind disk scrubber on the market. The squeegee follows behind the disc to ensure 100% solution pickup even through the corners.



Features

- Agile for efficient cleaning of small and furnished areas
- Easy to use — scrub right up to the wall
- Quick charging lithium-ion battery
- Very compact, light and easy to transport and roll over steps.
- Reduced operating noise level for noise sensitive areas

BR 35/12 C BP

Technical Specifications

Cleaning path / width	in	15
Brush type	cylindrical / disc / pad	Disc
Brush quantity	units	1
Brush diameter	in	15
Suction bar (squeegee) width	in	16
Drive	pad-assist / traction	Brush-assist
Solution / recovery capacity	gal	3.2 / 3.2
Theoretical / practical productivity	sq. ft / hr	16,360 / 12,270
Operating noise leve - std / Eco! mode	dBa	65 / 62
Battery charger	shelf / on-board	On-board
Battery runtime	min	60-120
Battery charging time	hrs	2-3
Battery lifetime - est charging cycles	x thousands	3
Brush contact pressure	lbs	35-46
Brush speed	rpm	180 / 150
Vac motor rating	watts	280
Vac motor suction	cfm	42
Waterlift	in of water	32
Weight with batteries	lbs	79
Dimensions (LxWxH)	in	37 x 30 x 51

EQUIPMENT

Part No.	Description	List Price
1.783-431.0	BD 38/12 C, compact scrubber with fifteen inch disc brush	\$4,275.00

ACCESSORIES

Order No.	Description	List Price
■ 6.907-151.0	Disc brush, red	\$185.00
■ 6.654-294.0	Lithium-ion battery, 21 Ah	\$2,590.00
■ 4.037-059.0	Squeegee blades, made from transparent and oil-resistant polyurethane, includes front and rear blade	\$47.00
□ 6.907-150.0	Pad driver plate	\$245.00
□ 6.369-003.0	Red disc pads, set of 5	\$65.00
□ 6.369-002.0	Green disc pads, medium soft, green, set of 5	\$65.00
□ 6.369-001.0	Black disc pads, hard, set of 5	\$65.00
□ 6.905-060.0	Disc microfiber pad, for daily cleaning of delicate surfaces including LVT and stone tile, set of 5	\$160.00

■ Included □ Optional

BD 50/50 C BP



Professional cleaning, now made easier.

This economically-designed scrubber provides you all the cleaning power to take on large jobs—perfect for retail environments, schools and health care facilities.

Features

- Three cleaning modes for any operator to get the job done right
- The slim design allows you to see in front of the scrubber easier
- Home Base kit allows for carrying essentials on the machines

BD 50/50 C BP

Technical Specifications

Cleaning path / width	in	20
Brush type	cylindrical / disc / pad	Pad
Brush quantity	units	1
Brush diameter	in	20
Suction bar (squeegee) width	in	33
Drive	pad-assist / traction	Pad-assist
Solution / recovery capacity	gal	13.2 / 13.2
Theoretical / practical productivity	sq. ft / hr	13,200 / 9,900
Operating noise leve - std / Eco! mode	dBA	66
Battery charger	shelf / on-board	Shelf
Brush contact pressure	lbs	59-62
Brush speed	rpm	180
Vac motor rating	watts	500
Vac motor suction	cfm	51
Waterlift	in of water	48
Weight with batteries	lbs	306
Dimensions (LxWxH)	in	47 x 21 x 39

EQUIPMENT

Part No.	Description	List Price
9.841-369.0	BD 50/50 C Classic BP, disc scrub deck, 24V/105 Ah wet batteries, shelf charger	\$4,850.00
9.841-370.0	BD 50/50 C Classic BP, disc scrub deck, 24V/105 AGM wet batteries, shelf charger	\$5,365.00
9.841-384.0	BD 50/50 C Classic BP, pad driver, 24V/105 Ah wet batteries	\$4,850.00
9.841-385.0	BD 50/50 C Classic BP, pad driver, 24V/100 Ah AGM batteries	\$5,365.00

ACCESSORIES

Order No.	Description	List Price
■ 4.762-534.0	Pad driver, 19 inch, features a quick-change coupling and centerlock (standard on pad driver machines)	\$89.00
■ 4.777-411.0	Curved squeegee, 33.5 inches, with caster, polyurethane	\$745.00
□ 4.905-027.0	Disc brush, soft, made of natural fibers, for cleaning and polishing	\$245.00
□ 4.905-029.0	Brush, hard black - For stubborn dirt and basic cleaning. For hard wearing surfaces.	\$375.00
□ 4.905-026.0	Disc brush, medium grit, red, for general cleaning (standard on brush machines)	\$270.00
□ 6.369-079.0	Red disc pad, 20-inch, medium soft red for cleaning all types of floors, 5-pack	\$105.00
□ 6.369-078.0	Green disc pad, 20-inch, aggressive for cleaning heavily soiled floors and for deep cleaning, 5-pack	\$100.00
□ 6.369-077.0	Black pad, 20-inch, hard, for cleaning heavily soiled floors and for deep cleaning, 5 pack	\$105.00
□ 6.369-468.0	Beige disc pad, 20-inch, light grit, for polishing and refreshing of hard and elastic smooth floor coverings, 5 pack	\$100.00
□ 6.371-146.0	Beige disc pad, 20 inch, soft, natural hair, for polishing	\$385.00
□ 4.777-401.0	Squeegee, 33.5 inch, straight, made of oil-resistant transparent polyurethane, for smooth floors	\$855.00
□ 5.035-488.0	Home Base kit (adapter and cable hook)	\$4.85
□ 6.980-077.0	Double Hook (requires 5.035-488.0)	\$8.80
□ 4.035-406.0	Home Base kit carrying case	\$105.00
□ 6.980-078.0	Mopclip (requires 5.035-488.0)	\$7.50
□ 6.980-080.0	Bottle Hook (requires 5.035-488.0)	\$12.50
□ 4.070-075.0	Universal hook	\$36.50
□ 8.641-483.0	Charger for wet batteries	\$485.00
□ 8.629-377.0	Charger for AGM batteries	\$835.00

■ Included □ Optional

B 40 C/W BP



We built this machine to be easy to operate, safe and easy to maintain. Our Kärcher Intelligent Key (KiK) and our advanced EASY operation are some of the many reasons why the B 40 C/W family offers a full spectrum of safety and protection for operators, machines and your floors.



Features

- 100% control of the speed of your scrub brushes allows you to balance scrubbing power, noise levels and power consumption
- Choose disc and cylindrical decks from 17 to 22 inches
- Decks can be changed quickly and without tools
- The B 40 has six different cleaning modes so you can easily adjust the machine to fit the needs at any moment

		B 40 W DISC	B 40 W CYLINDRICAL	B 40 C DISC	B 40 C CYLINDRICAL
Technical Specifications					
Cleaning path / width	in	17-20	18-22	17-20	18-22
Brush type	cylindrical / disc / pad	disc	cylindrical	disc	cylindrical
Brush quantity	units	1	2	1	2
Brush diameter	in	17-20	3.75	17-20	3.75
Suction bar (squeegee) width	in	33.5	33.5	33.5	33.5
Drive	pad-assist / traction	traction	traction	pad-assist	pad-assist
Solution / recovery capacity	gal	10.6 / 10.6	10.6 / 10.6	10.6 / 10.6	10.6 / 10.6
Theoretical productivity	sq. ft / hr	18,300-23,680	18,300-23,680	18,300 - 23,680	18,300 - 23,680
Operating noise level - std / Eco! mode	dBa	60-69	60-69	60-69	60-69
Battery charger	shelf / on-board	on-board	on-board	on-board	on-board
Brush contact pressure	lbs	135-160	80-86	135-160	80-86
Brush speed	rpm	180	1,200	180	1,200
Drive / vac motor rating	watts	130 / 500	130 / 500	- / 500	- / 500
Vac motor suction	cfm	47	47	47	47
Waterlift	in of water	48	48	48	48
Weight with batteries	lbs	307-384	307-384	290-370	290-370
Dimensions (LxWxH)	in	49 x 20.5 x 45	49 x 20.5 x 45	49 x 20.5 x 45	49 x 21.1 x 45

EQUIPMENT

Part No.	Description	List Price
9.841-122.0	B 40 W BP, traction drive, scrub deck sold separately, 24V/105 Ah batteries	\$6,575.00
9.841-123.0	B 40 W BP, traction drive, scrub deck sold separately, 24V/138 Ah AGM batteries	\$7,285.00
9.841-120.0	B 40 W BP, scrub deck sold separately, 24V/105 Ah batteries	\$4,770.00
9.841-121.0	B 40 W BP, scrub deck sold separately, 24V/138 Ah AGM batteries	\$5,385.00
9.841-372.0	B 40 W BP, traction drive, R 55 cylindrical scrub deck, 24V/105 Ah wet batteries	\$8,195.00
9.841-373.0	B 40 W BP, traction drive, D 51 disc scrub deck, 24V/105 Ah batteries	\$7,795.00
9.841-374.0	B 40 W BP, traction drive, R 55 cylindrical scrub deck, 24V/138 Ah AGM batteries	\$8,905.00
9.841-375.0	B 40 W BP, traction drive, D 51 disc scrub deck, 24V/138 Ah AGM batteries	\$8,505.00

■ Included □ Optional

B 40 C/W BP Accessories

ACCESSORIES

Order No.	Description	List Price
■ 4.777-411.0	Curved squeegee assembly, 33.5 inches, with caster, polyurethane	\$745.00
■ 5.035-488.0	Home Base kit (adapter and cable hook)	\$4.85
■ 6.980-077.0	Double hook (requires 5.035-488.0)	\$8.80
■ 5.035-344.0	Operator key, yellow	\$45.50
■ 5.035-348.0	Foreman key, gray	\$58.00
□ 4.035-369.0	Lid with tank rinsing system	\$495.00
□ 4.035-345.0	Quick fill tank system (requires 9.083-003.0)	\$170.00
□ 9.083-003.0	Hose coupling	\$6.40
□ 6.273-207.0	Squeegee blade set, oil resistant (standard w/ 4.777-411.0)	\$59.50
□ 6.273-229.0	Squeegee blade set, anti stripe oil resistant	\$73.50
□ 6.273-290.0	Squeegee blade set, for textured floors	\$155.00
□ 6.273-213.0	Squeegee blade set, EPDM	\$145.00
□ 4.777-401.0	Squeegee assembly with straight polyurethane reversible blades	\$855.00
□ 4.777-406.0	Squeegee assembly with straight EPDM blades	\$665.00
□ 4.777-416.0	Squeegee assembly with curved EPDM blades	\$730.00
□ 4.035-374.0	Home Base kit (includes mop support, mop clip and bottlehook)	\$110.00
□ 4.035-406.0	Home Base kit carrying case	\$105.00
□ 6.980-078.0	Mopclip (requires 5.035-488.0)	\$7.50
□ 5.035-488.0	Mop support	\$32.00
□ 5.035-656.0	Mop bracket (for mop support 5.035-655.0)	\$27.50
□ 6.980-080.0	Bottle hook (requires 5.035-488.0)	\$12.50
□ 4.035-408.0	Operator key, yellow, set of 5	\$220.00

See pages 62-65 for cleaning heads and brushes section for available scrub decks

SERVICES

Order No.	Description	List Price
□ 7.000-270.0	Fleet one year premium subscription	Call for pricing

■ Included □ Optional

B 60 W BP



Efficient and quiet. Everything you need.

The B 60 W Bp is the walk-behind scrubber built for efficiency from the ground up. Accomplish more with the same size staff with the impressive productivity of this machine. Choose between cylindrical, disc or oscillating mechanics and various widths to suit your needs with our interchangeable scrub decks. The KiK system Choose setting for your operators with our innovative KiK key system.



Features

- 100% control of the speed of your scrub brushes allows you to balance scrubbing power, noise levels and power consumption
- Choose disc, cylindrical, or oscillating decks from 22-26 inches
- Each can be changed quickly and without tools

		B 60 W + R 55	B 60 W + D 55	B 60 W + R 65	B 60 W + D 65	B 60 W + S 65
Technical Specifications						
Cleaning path / width	in	22	22	26	26	26
Brush type	cylindrical / disc / pad	cylindrical	disc	cylindrical	disc	oscillating
Brush quantity	units	2	1	2	2	1
Suction bar (squeegee) width	in	33.5	33.5	37	37	33.5
Drive	pad-assist / traction	traction	traction	traction	traction	traction
Solution / recovery capacity	gal	16 / 16	16 / 16	16 / 16	16 / 16	16 / 16
Theoretical / practical productivity	sq. ft / hr	23,680 / 17,760	23,680 / 17,760	27,980 / 20,985	27,980 / 20,985	23,680 / 17,760
Operating noise level	dBa	61-66	61-66	61-66	61-66	61-66
Battery charger	shelf / on-board	on-board	on-board	on-board	on-board	on-board
Brush contact pressure	lbs	193	92	193	95	78
Brush speed	rpm	600-1300	180	600-1300	180	2000
Drive / vac motor rating	watts	300 / 580	300 / 580	300 / 580	300 / 580	300 / 580
Vac motor suction	cfm	47	47	47	47	47
Waterlift	in of water	67	67	67	67	67
Weight with batteries	lbs	400	360	425	400	430
Dimensions (LxWxH)	in	59 x 26 x 45	58 x 26 x 45	60 x 29 x 45	60 x 29 x 45	57 x 28 x 45

EQUIPMENT

Part No.	Description	List Price
9.841-171.0	B 60 W BP, scrub deck sold separately, 24V/245 Ah wet batteries, on-board charger	\$8,440.00
9.841-181.0	B 60 W BP, scrub deck sold separately, 24V/230 Ah AGM batteries, on-board charger	\$9,395.00
9.841-386.0	B 60 W BP, D 65 disc scrub deck, 24V/245 Ah wet batteries	\$10,650.00
9.841-387.0	B 60 W BP, D 65 disc scrub deck, 24V/230 Ah AGM batteries	\$11,610.00
9.841-172.0	B 60 W BP, R 65 cylindrical scrub deck, 24V/245 Ah batteries, on-board charger	\$10,480.00
9.841-173.0	B 60 W BP, R 65 cylindrical scrub deck, 24V/230 Ah AGM batteries, on-board charger	\$11,440.00
9.841-174.0	B 60 W BP, S 65 oscillating scrub deck, 24V/245 Ah batteries, on-board charger	\$11,630.00
9.841-175.0	B 60 W BP, S 65 oscillating scrub deck, 24V/230 Ah AGM batteries, on-board charger	\$12,580.00

■ Included □ Optional

B 60 W BP Accessories

ACCESSORIES

Order No.	Description	List Price
■ 4.777-412.0	Squeegee assembly, 37-inch, curved polyurethane oil-resistant blades, standard on machines with R 75 & D 75 scrub decks	\$780.00
■ 5.035-488.0	Home Base kit (adapter and cable hook)	\$4.85
■ 6.980-077.0	Double hook (requires 5.035-488.0)	\$8.80
□ 4.035-386.0	Lid with tank rinsing system	\$615.00
□ 4.035-345.0	Quick fill tank system (requires 9.083-003.0)	\$170.00
□ 9.083-003.0	Hose coupling	\$6.40
□ 6.273-214.0	Squeegee blade set, blue EPDM	\$145.00
□ 6.273-208.0	Squeegee blade set, oil resistant (standard w/ 4.777-412.0)	\$220.00
□ 6.273-205.0	Squeegee blade set, anti stripe oil resistant	\$195.00
□ 6.273-291.0	Squeegee blade set, for textured floors	\$330.00
□ 4.035-472.0	New connection element for cylindrical brush heads, B 60 W	\$115.00
□ 4.035-473.0	Accessory kit to use on B 60 head	\$115.00

See pages 62-65 for cleaning heads and brushes section for available scrub decks

SERVICES

Order No.	Description	List Price
□ 7.000-270.0	Fleet one year premium subscription	Call for pricing

■ Included □ Optional

B 80 W BP



This large scrubber easily goes anywhere.

The B 80 W BP scrubbers cover a lot of area quickly, but are still easily maneuverable. They feature a robust, interchangeable, maintenance-friendly scrub deck. Choose from cylindrical or disc in 22", 26", or 30" widths. Kärcher Fleet comes pre-installed on this machine to provide you with complete visibility of your machine.



Features

- Decks automatically raise and lower as necessary
- Interchangeable decks changed quickly and without tools.
- Easily select your cleaning mode with the easy-to-read symbols on the large 4-color display

		B 80 W + R 65	B 80 W + R 75	B 80 W + D 65	B 80 W + D 75
Technical Specifications					
Cleaning path / width	in	26	30	26	30
Brush type	cylindrical / disc / pad	cylindrical	cylindrical	disc	disc
Brush quantity	units	2	2	2	2
Suction bar (squeegee) width	in	37	37	37	37
Drive	pad-assist / traction	traction	traction	traction	traction
Solution / recovery capacity	gal	21 / 21	21 / 21	21 / 21	21 / 21
Theoretical / practical productivity	sq. ft / hr	27,980 / 20,985	32,290 / 24,215	27,980 / 20,985	32,290 / 24,215
Operating noise level	dBa	69	69	69	69
Battery charger	shelf / on-board	on-board	on-board	on-board	on-board
Brush contact pressure	lbs	213	213	117	136
Brush speed	rpm	400-1,550	400-1,550	180	180
Drive / vac motor rating	watts	350 / 580	350 / 580	350 / 580	350 / 580
Vac motor suction	cfm	53	53	53	53
Waterlift	in of water	67	67	67	67
Weight with batteries	lbs	282	284	289	293
Dimensions (LxWxH)	in	61 x 29 x 45	61 x 32 x 45	62 x 29 x 45	64 x 32 x 45

EQUIPMENT		
Part No.	Description	List Price
9.841-197.0	B 80 W Bp, scrub deck sold separately, 24V/225 Ah wet batteries, on-board charger, with curved squeegee	\$12,010.00
9.841-202.0	B 80 W Bp, scrub deck sold separately, 24V/260 Ah wet batteries, on-board charger, with curved squeegee	\$12,060.00
-	B 80 W Bp, R 75 and D 75 decks are ordered separately, please see pages 80-83 for more information and pricing	
9.841-196.0	B 80 W Bp, D 65 disc scrub deck, batteries and charger sold separately, with curved squeegee	\$11,860.00
9.841-195.0	B 80 W Bp, R 65 cylindrical scrub deck, batteries and charger sold separately, with curved squeegee	\$12,040.00
9.841-199.0	B 80 W Bp, Scrub deck sold separately, 24V/255 Ah AGM batteries, on-board charger, with curved squeegee	\$13,190.00
9.841-388.0	B 80 W Bp, D 65 disc scrub deck, 24V/225 Ah wet batteries	\$14,220.00
9.841-204.0	B 80 W Bp, D 65 disc scrub deck, 24V/260 Ah wet batteries, with curved squeegee	\$14,270.00
9.841-198.0	B 80 W Bp, R 65 cylindrical scrub deck, 24V/225 Ah wet batteries, on-board charger, with curved squeegee	\$14,040.00
9.841-200.0	B 80 W Bp, R 65 cylindrical scrub deck, 24V/255 Ah AGM batteries, on-board charger, with curved squeegee	\$15,220.00
9.841-201.0	B 80 W Bp, D 65 disc scrub deck, 24V/255 Ah AGM batteries, on-board charger, with curved squeegee	\$15,400.00
9.841-203.0	B 80 W Bp, R 65 cylindrical scrub deck, 24V/260 Ah wet batteries, on-board charger, with curved squeegee	\$14,100.00

■ Included □ Optional

B 80 W BP Accessories

ACCESSORIES

Order No.	Description	List Price
■ 4.777-412.0	Squeegee assembly, 37-inch, curved polyurethane oil-resistant blades, standard on machines with R 75 & D 75 scrub decks	\$780.00
■ 5.035-488.0	Home Base kit (adapter and cable hook)	\$4.85
■ 6.980-077.0	Double hook (requires 5.035-488.0)	\$8.80
□ 8.600-251.0	Cable asm, bat. Jumper x 15" (required w/ no battery units)	\$54.00
□ 4.035-345.0	Quick fill tank system (requires 9.083-003.0)	\$170.00
□ 9.083-003.0	Hose coupling	\$6.40
□ 6.273-205.0	Squeegee blade set, anti stripe oil resistant	\$195.00
□ 6.273-291.0	Squeegee blade set, for textured floors	\$330.00

See pages 62-65 for cleaning heads and brushes section for available scrub decks

SERVICES

Order No.	Description	List Price
□ 7.000-270.0	Fleet one year premium subscription	Call for pricing

■ Included □ Optional

B 150 R BP



Race into efficiency with the B 150.

The B 150 R can cover up to 64,580 ft²/hr making this one impressively productive scrubber. Although it can cover large areas quickly, we made sure that it has great visibility for safety. Our KIK operating system and the color coded controls make operation simple and intuitive. KIK allows managers to control what functions and settings their employees can use and adjust.



Features

- Clean ramps with grades up to 18%
- Features a unique all-wheel brake system for safety
- Utilize the large color LCD screen to adjust everything to your needs including contact pressure, water volume, brush speed, etc.
- Auto tank-rinsing and auto-fill come standard to allow the operator to do other tasks while rinse and fill are taking place

		B 150 R + R 75	B 150 R + D 75	B 150 R + R 90	B 150 R + D 90
Technical Specifications					
Cleaning path / width	in	30	30	35	35
Brush type	cylindrical / disc / pad	cylindrical	disc	cylindrical	disc
Brush quantity	units	2	2	2	2
Brush diameter	in	3.5	7.5	3.5	17.7
Suction bar (squeegee) width	in	37	37	42	42
Drive	pad-assist / traction	traction	traction	traction	traction
Solution / recovery capacity	gal	40 / 40	40 / 40	40 / 40	40 / 40
Theoretical / practical productivity	sq. ft / hr	48,438 / 34,445	48,438 / 34,445	58,125 / 40,903	58,125 / 40,903
Operating noise level - std / Eco! mode	dBA	64 / 67	64 / 67	64 / 67	64 / 67
Battery charger	shelf / on-board	shelf	shelf	shelf	shelf
Brush contact pressure	lbs	245	224	275	238
Brush speed	rpm	1,200	140	1,200	140
Drive / vac motor rating	watts	600 / 750	600 / 750	600 / 750	600 / 750
Vac motor suction	cfm	55	55	55	55
Waterlift	in of water	72	72	72	72
Weight without batteries	lbs	959-1,146	959-1,146	959-1,146	959-1,146
Dimensions (LxWxH)	in	65 x 31 x 56	65 x 31 x 56	65 x 31 x 56	65 x 31 x 56
Minimum turning radius	ft	2.9	2.9	2.9	2.9
Climbing ability - maximum slope	% grade	10	10	10	10
Max working speed working	mph	3.7	3.7	3.7	3.7

■ Included □ Optional

B 150 R BP Accessories

EQUIPMENT

Part No.	Description	List Price
9.841-286.0	B 150 R Bp, scrub deck sold separately, 36V/360 Ah batteries	\$17,630.00
9.841-287.0	B 150 R Bp 2SB, scrub deck sold separately, 36V/360 Ah batteries, dual side brushes	\$19,520.00
9.841-288.0	B 150 R Bp ADV, scrub deck sold separately, 36V/360 Ah batteries	\$24,610.00
9.841-289.0	B 150 R Bp 2SB ADV, scrub deck sold separately, 36V/360 Ah batteries, dual side brushes	\$26,510.00
9.841-290.0	B 150 R Bp, R 75 cylindrical scrub deck, 36V/360 Ah batteries	\$20,050.00
9.841-291.0	B 150 R Bp, R 75 cylindrical scrub deck, 36V/312 Ah AGM batteries	\$22,620.00
9.841-294.0	B 150 R Bp 2SB, R 75 cylindrical scrub deck, 36V/360 Ah batteries, dual side brushes.	\$21,950.00
9.841-295.0	B 150 R Bp 2SB, R 75 cylindrical scrub deck, 36V/312 Ah AGM batteries, dual side brushes.	\$24,510.00
9.841-292.0	B 150 R Bp, R 90 cylindrical scrub deck, 36V/360 Ah batteries.	\$20,920.00
9.841-293.0	B 150 R Bp, R 90 cylindrical scrub deck, 36V/312 Ah AGM batteries.	\$23,490.00
9.841-296.0	B 150 R Bp 2SB, R 90 cylindrical scrub deck, 36V/360 Ah batteries, dual side brushes.	\$22,810.00
9.841-297.0	B 150 R Bp 2SB, R 90 cylindrical scrub deck, 36V/312 Ah AGM batteries, dual side brushes.	\$25,380.00
9.841-367.0	B 150 R Bp, Scrub deck sold separately, 36V/312 Ah AGM batteries	\$20,190.00
9.841-368.0	B 150 R Bp 2SB, scrub deck sold separately, 36V/312 Ah AGM batteries, dual side brushes	\$22,080.00
9.841-365.0	B 150 R Bp ADV, scrub deck sold separately, 36V/312 Ah AGM batteries	\$26,020.00
9.841-366.0	B 150 R Bp 2SB ADV, scrub deck sold separately, 36V/312 Ah AGM batteries, dual side brushes	\$27,930.00

ACCESSORIES

Order No.	Description	List Price
■ 4.777-412.0	Squeegee assembly, 37-inch, curved polyurethane oil-resistant blades, standard on machines with R 75 & D 75 scrub decks	\$780.00
■ 4.777-413.0	Squeegee assembly, 42-inch, curved polyurethane oil-resistant blades, standard on machines with R 90 & D 90 scrub decks	\$985.00
■ 8.622-842.0	6V/360 Ah wet batteries	\$695.00
■ 8.629-184.0	Battery, 6V/312 Ah AGM battery	\$1,095.00
■ 8.628-408.0	Battery charger, 36V, 36A, 115V. For use with 8.622-842.0	\$1,105.00
■ 8.600-015.0	AGM battery charger, 36V, 21A, 115V	\$1,215.00
□ 2.642-058.0	Spray Suction Kit - for Cleaning Areas Not Easily Accessed by Machine (field installation required)	\$1,010.00
□ 6.435-733.0	Non-marking rear wheel, for use on sensitive floors that mark easily (field installation required)	\$465.00
□ 4.444-015.0	Suction hose accessories, for taking in water from corners (e.g. deep freezers)	\$185.00
□ 4.035-516.0	360° Warning Beacon (field installation required)	\$780.00
□ 4.777-402.0	37-inch straight squeegee assembly, for machines with R 75 scrub deck	\$815.00
□ 4.777-403.0	42-inch straight squeegee assembly, for machines with R 90 scrub deck	\$865.00
□ 6.273-215.0	Blue squeegee blade (2 required)	\$210.00
□ 6.273-209.0	Brown, oil-resistant squeegee blade	\$81.90
□ 6.273-206.0	Brown, streak-free, oil-resistant squeegee blade	\$81.00
□ 2.641-811.0	Cleaning agent dosing system DS 3 - Can be directly connected to the main water supply; the fresh water tank is filled with the mixture of water and cleaning agent. Also in connection with the ABS filling system.	\$1,415.00
□ 6.435-810.0	Front tires, traction - with V profile and tire compound with especially good traction properties. Oil-proof.	\$935.00
□ 6.951-073.0	Replacement side broom, for use with R-type scrub decks (1-pack)	\$155.00

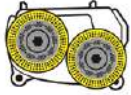
See pages 62-65 for cleaning heads and brushes section for available scrub decks

SERVICES

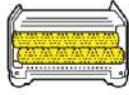
Order No.	Description	List Price
□ 7.000-270.0	Fleet one year premium subscription	Call for pricing

■ Included □ Optional

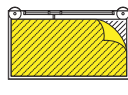
Cleaning Heads: B 40, 60, 80 W BP and B 150 R BP



D-Series
Disc Heads



R-Series
Cylindrical Heads



S-Series
Vibration Heads

We offer three different scrub decks to suit your unique needs. The three types R (cylindrical), D (disc) or S (vibration) each have their specific advantages. Disc decks are ideal for everyday scrubbing. Cylindrical heads are ideal for stubborn dirt or uneven surfaces. The S heads are very efficient at stripping of floors. No matter your need, Kärcher has you covered.

D 43 | 17-INCH DISC SCRUB DECK

Order No.	Description	List Price	B 40	B 60	B 80	B 150
2.763-023.0	D 43 head, 17-inch scrub deck for all battery-powered B 40 units	\$1,383.00	■			
4.762-533.0	Pad driver	\$215.00	■			
6.905-526.0	Disc microfiber pad, for daily cleaning of delicate surfaces including LVT and stone tile	\$480.00	■			
4.905-023.0	Disc brush, natural fibers	\$245.00	■			
6.369-470.0	Disc pad, red (general purpose/standard)	\$81.50	■			
4.905-022.0	Red disc brush, 17-inch	\$235.00	■			
4.905-024.0	Disc brush, white 17-inch	\$300.00	■			
4.905-025.0	Disc brush, black 17-inch	\$480.00	■			
6.369-472.0	Disc pad green (aggressive)	\$81.50	■			
6.369-473.0	Disc pad black (very aggressive)	\$81.50	■			
6.369-469.0	Disc pad white (soft)	\$81.50	■			
6.371-081.0	Disc pad beige (light aggregate)	\$81.50	■			
6.371-149.0	Disc pad, natural	\$155.00	■			

D 51 | 20-INCH DISC SCRUB DECK

Order No.	Description	List Price	B 40	B 60	B 80	B 150
2.763-026.0	D 51 head, 20" / 510mm Scrub Deck for all Battery-Powered B 40 units	\$1,195.00	■			
8.642-710.0	One time conversion kit, D 51 orbital head (for serial # 10358 and higher)*	\$2,495.00	■			
8.638-801.0	Assembly, Deck, D 51 orbital (replacement deck assembly)	\$2,295.00	■			
4.905-026.0	Disc brush, medium grit, red, for general cleaning (standard on brush machines)	\$270.00	■			
4.905-028.0	Disc brush, very soft, for cleaning sensitive floors and polishing, white	\$210.00	■			
4.905-029.0	Disc brush, hard, for stubborn dirt and deep cleaning. Only for hard-wearing surfaces, black	\$375.00	■			
4.905-027.0	Disc brush, soft, made of natural fibers, for cleaning and polishing	\$245.00	■			
4.762-534.0	Pad driver, 19 inch, features a quick-change coupling and centerlock (standard on pad driver machines)	\$89.00	■			
6.371-271.0	Disc microfiber pad, for daily cleaning of delicate surfaces including LVT and stone tile	\$505.00	■			
6.369-079.0	Red disc pad, 20-inch, medium soft red for cleaning all types of floors, 5-pack	\$105.00	■			
6.369-078.0	Green disc pad, 20-inch, aggressive for cleaning heavily soiled floors and for deep cleaning, 5-pack	\$100.00	■			
6.369-077.0	Black pad, 20-inch, hard, for cleaning heavily soiled floors and for deep cleaning, 5 pack	\$105.00	■			
6.369-468.0	Beige disc pad, 20-inch, light grit, for polishing and refreshing of hard and elastic smooth floor coverings, 5 pack	\$100.00	■			
6.371-146.0	Beige disc pad, 20 inch, soft, natural hair, for polishing	\$385.00	■			

*For serial # 10357 and lower, part number 6.613-512.3 msut also be ordered

D 55 | 22-INCH DISC SCRUB DECK

Order No.	Description	List Price	B 40	B 60	B 80	B 150
2.763-001.0	D 55 brush head, disc head, 22-inch	\$1,710.00		■		
4.905-015.0	Disc brush, white - soft	\$190.00		■		
4.905-016.0	Disc brush, natural bristles	\$180.00		■		
4.905-014.0	Disc brush, red, standard with D 55 head	\$150.00		■		
4.905-017.0	Disc brush, black - very aggressive	\$345.00		■		
4.762-445.0	Pad driver	\$170.00		■		
6.371-153.0	Disc pad, red (soft)	\$76.00		■		
6.371-154.0	Disc pad, green (medium)	\$76.00		■		
6.371-155.0	Disc pad, black (hard)	\$76.00		■		

■ Included □ Optional

Cleaning Heads: B 40, 60, 80 W BP and B 150 R BP

D 65 | 26-INCH DISC SCRUB DECK

Order No.	Description	List Price	B 40	B 60	B 80	B 150
2.763-003.0	D 65 brush head, disc head, 26-inch	\$2,165.00		■	■	
4.905-011.0	Disc brush, white - soft	\$195.00		■	■	
4.905-012.0	Disc brush, natural bristles	\$195.00		■	■	
4.905-010.0	Disc brush, red, standard with D 65 head	\$180.00		■	■	
4.905-013.0	Disc brush, black - very aggressive	\$320.00		■	■	
4.762-446.0	Pad driver	\$190.00		■	■	
6.369-003.0	Red disc pads, set of 5	\$65.00		■	■	
6.369-002.0	Green disc pads, medium soft, green, set of 5	\$65.00		■	■	
6.369-001.0	Black disc pads, hard, set of 5	\$65.00		■	■	
6.369-959.0	Disc microfiber pad, for daily cleaning of delicate surfaces including LVT and stone tile	\$195.00		■	■	

D 75 | 30-INCH DISC SCRUB DECK

Order No.	Description	List Price	B 40	B 60	B 80	B 150
2.763-005.0	D 75 brush head, disc head, 30-inch	\$3,035.00			■	■
4.905-019.0	Disc brush, white - soft	\$190.00			■	■
4.905-020.0	Disc brush, natural bristles	\$245.00			■	■
4.905-018.0	Disc brush, red, standard with D 75 head	\$230.00			■	■
4.905-021.0	Disc brush, black - very aggressive	\$430.00			■	■
4.762-447.0	Pad driver	\$245.00			■	■
6.369-791.0	Disc pad, red (soft)	\$70.50			■	■
6.369-790.0	Disc pad, green (medium)	\$70.50			■	■
6.369-789.0	Disc pad, black (hard)	\$70.50			■	■
6.371-078.0	Disc microfiber pad, for daily cleaning of delicate surfaces including LVT and stone tile	\$210.00			■	■

D 90 | 36-INCH DISC SCRUB DECK

Order No.	Description	List Price	B 40	B 60	B 80	B 150
2.763-008.0	D 90 brush head, disc, 36-inch	\$4,120.00				■
4.905-003.0	Disc brush, red, standard with D 90 head	\$245.00				■
4.905-004.0	Disc brush, natural bristles	\$255.00				■
4.905-005.0	Disc brush, white - soft	\$310.00				■
4.905-006.0	Disc brush, black - very aggressive	\$500.00				■
4.762-493.0	Pad driver	\$230.00				■
6.369-022.0	Disc pad, black - hard	\$86.50				■
6.369-023.0	Disc pad, green - medium	\$86.50				■
6.369-024.0	Disc pad, red - soft	\$86.50				■

R 45 | 18-INCH CYLINDRICAL SCRUB DECK

Order No.	Description	List Price	B 40	B 60	B 80	B 150
2.763-020.0	R 45 head, 18-inch scrub deck for non-traction drive machines (for C Units)	\$1,328.00	■			
2.763-019.0	R 45 head, 18-inch scrub deck for traction drive machines (for W Units)	\$1,422.00	■			
4.762-392.0	Cylindrical red brush, medium stiff bristles for all-around cleaning on smooth and textured floors	\$120.00	■			
4.762-405.0	Cylindrical white brush, soft bristles for gentle cleaning on all-surface floors	\$180.00	■			
4.762-406.0	Cylindrical orange brush, high-low bristles for cleaning all grouted surface floors	\$195.00	■			
4.762-407.0	Cylindrical green brush, stiff bristles for aggressive cleaning on irregular surface floors	\$350.00	■			
4.762-408.0	Cylindrical black brush, extremely stiff bristles for stubborn dirt on rugged floors	\$355.00	■			
4.762-413.0	Cylindrical pad shaft (required for all brushes below)	\$410.00	■			
4.114-009.0	Cylindrical microfiber pad, for daily cleaning of delicate surfaces including LVT and stone tile	\$235.00	■			
6.367-105.0	Cylindrical pad, yellow (soft)	\$225.00	■			
6.367-107.0	Cylindrical pads, red, general purpose	\$225.00	■			
6.367-108.0	Cylindrical pad, white, (very soft) for high-gloss floors	\$220.00	■			
6.367-106.0	Cylindrical pad, green (hard & aggressive)	\$225.00	■			

■ Included □ Optional

Cleaning Heads & Brushes

R 55 | 22-INCH CYLINDRICAL SCRUB DECK

Order No.	Description	List Price	B 40	B 60	B 80	B 150
2.763-013.0	R 55 head, 22-inch scrub deck for non-traction drive machines (for B 40 C units)	\$1,570.00	■			
2.763-011.0	R 55 head, 22-inch scrub deck for traction drive machines (for B 40 W, B 60 & B 90 units)	\$1,595.00		■		
4.762-393.0	Cylindrical red brush, 22-inch, medium stiff bristles for all-around cleaning on smooth and textured floors	\$165.00	■			
4.762-409.0	Cylindrical white brush, 22-inch, soft	\$235.00	■			
4.762-410.0	Cylindrical orange brush, 22-inch, high/low bristles for uneven floors	\$250.00	■			
4.762-411.0	Cylindrical green brush, 22-inch, hard bristles	\$415.00	■			
4.762-412.0	Cylindrical brush black 22-inch	\$475.00	■			
4.762-415.0	Cylindrical pad shaft, 22-inch, 2 required	\$335.00	■			
8.635-692.0	Cylindrical, stripping 22-inch	\$115.00	■			
4.114-010.0	Cylindrical microfiber pad, 22-inch, for daily cleaning of delicate surfaces including LVT and stone tile	\$270.00	■			
6.369-732.0	Yellow pad, 22-inch	\$165.00	■			
6.369-734.0	Red pad, 22-inch, medium grit for all-around cleaning on smooth and textured floors	\$125.00	■			
6.369-735.0	White pad, includes sleeve, 22-inch	\$165.00	■			
6.369-733.0	Green pad, 22-inch	\$130.00	■			
2.763-002.0	R 55 head, cylindrical, 22-inch	\$1,820.00		■		
6.906-977.0	Cylindrical brush, white, soft	\$235.00		■		
6.907-413.0	Cylindrical brush, red, standard with R 55 head	\$215.00		■		
6.906-978.0	Cylindrical brush, orange, hi-lo grout brush	\$215.00		■		
6.906-979.0	Cylindrical brush, green, hard	\$390.00		■		
6.906-980.0	Cylindrical brush, black, very aggressive	\$450.00		■		
8.635-692.0	Cylindrical, stripping 22-inch	\$115.00		■		
4.762-432.0	Cylindrical brush, red (2 required)	\$425.00		■		
6.369-389.0	White cylindrical pad, extra soft, set of 20	\$80.50		■		
6.369-454.0	Yellow cylindrical pad, soft, set of 20	\$80.50		■		
6.369-455.0	Green cylindrical pad, hard, set of 20	\$79.00		■		
6.369-456.0	Red cylindrical pad, medium, set of 20	\$79.00		■		

R 65 | 26-INCH CYLINDRICAL SCRUB DECK

Order No.	Description	List Price	B 40	B 60	B 80	B 150
2.763-004.0	R 65 brush head, cylindrical, 26-inch	\$1,995.00		■	■	
6.906-981.0	Cylindrical white brush, soft	\$280.00		■	■	
6.907-414.0	Cylindrical red brush	\$170.00		■	■	
6.906-982.0	Cylindrical orange brush, high-low for grout	\$255.00		■	■	
6.906-983.0	Cylindrical green brush, hard	\$445.00		■	■	
6.906-984.0	Cylindrical black brush, very aggressive	\$490.00		■	■	
4.762-433.0	Cylindrical Pad Shaft	\$465.00		■	■	
6.369-389.0	White cylindrical pad, extra soft, set of 20	\$80.50		■	■	
6.369-454.0	Yellow cylindrical pad, soft, set of 20	\$80.50		■	■	
6.369-455.0	Green cylindrical pad, hard, set of 20	\$79.00		■	■	
6.369-456.0	Red cylindrical pad, medium, set of 20	\$79.00		■	■	

R 75 | 30-INCH CYLINDRICAL SCRUB DECK

Order No.	Description	List Price	B 40	B 60	B 80	B 150
2.763-006.0	R 75 brush head, cylindrical, 30-inch	\$2,785.00			■	■
6.906-985.0	Cylindrical brush, white, soft	\$350.00			■	■
6.907-415.0	Cylindrical brush, red, standard with R 75 head	\$240.00			■	■
6.906-986.0	Cylindrical brush, orange, hi-lo grout brush	\$315.00			■	■
6.906-987.0	Cylindrical brush, green, hard	\$560.00			■	■
6.906-988.0	Cylindrical brush, black, very aggressive	\$575.00			■	■
4.762-434.0	Cylindrical pad shaft	\$470.00			■	■
6.369-389.0	White cylindrical pad, extra soft, set of 20	\$80.50			■	■
6.369-454.0	Yellow cylindrical pad, soft, set of 20	\$80.50			■	■
6.369-455.0	Green cylindrical pad, hard, set of 20	\$79.00			■	■
6.369-456.0	Red cylindrical pad, medium, set of 20	\$79.00			■	■

■ Included □ Optional

Cleaning Heads & Brushes

R 90 | 36-INCH CYLINDRICAL SCRUB DECK

Order No.	Description	List Price	B 40	B 60	B 80	B 150
2.763-007.0	R 90 brush head, cylindrical, 36-inch	\$3,770.00				■
6.906-989.0	Cylindrical white brush, soft, 36-inch	\$485.00				■
6.907-377.0	Cylindrical red brush, 36-inch	\$345.00				■
6.906-990.0	Cylindrical orange brush, high-low for grout, 36-inch	\$430.00				■
6.906-991.0	Cylindrical green brush, hard, 36-inch	\$655.00				■
6.906-992.0	Cylindrical black brush, very aggressive, 36-inch	\$695.00				■
4.762-189.0	Cylindrical pad shaft	\$510.00				■
6.369-389.0	White cylindrical pad, extra soft, set of 20	\$80.50				■
6.369-454.0	Yellow cylindrical pad, soft, set of 20	\$80.50				■
6.369-455.0	Green cylindrical pad, hard, set of 20	\$79.00				■
6.369-456.0	Red cylindrical pad, medium, set of 20	\$79.00				■

S 65 | 26-INCH VIBRATION SCRUB DECK

Order No.	Description	List Price	B 40	B 60	B 80	B 150
2.763-030.0	S 65 brush head, oscillating scrub deck, 26-inch	\$3,120.00		■	■	
4.036-063.0	S 65 orbital head connection kit, required for connecting S 65 orbital, B 60 and B 80 units (required)	\$360.00		■	■	
4.036-061.0	S 65 orbital head connection kit, required for connecting S 65 orbital, B 90 units (required)	\$470.00				
8.635-789.0	Pad, S 65 surface prep, package of 5	\$185.00		■	■	
8.635-788.0	Pad, S 65, red, package of 5	\$140.00		■	■	
8.635-836.0	Pad, S 65, white, package of 5	\$140.00		■	■	

■ Included □ Optional

SG 4/4



Hygienically clean without chemicals.

Time is money—particularly in commercial cleaning. The SG 4/4 steamer has an ingenious two-tank filling system allowing for continuous use. Steam cleaning can impressively remove up to 99.999% of bacteria without chemical. It is also ideal for cleaning kitchens and grout.



Features

- Our unique two-tank system allows for continuous use
- Very little time is needed to heat up the unit
- Control the level of steam
- Switch to pressurized hot water to remove stubborn dirt
- Only water is used by the SG 4/4 to save you money and to improve the health of users and guests

SG 4/4

Technical Specifications

Voltage	V	110
Steam temp / pressure	°F / psi	248 / 58
Tank capacity	gal	1.06
Cable length	in	24.5
Weight without accessories	lbs	17.6
Dimensions (LxWxH)	in	19 x 12.6 x 10.8

EQUIPMENT

Part No.	Description	List Price
1.092-805.0	SG 4/4, commercial steam cleaner	\$1,430.00
9.841-414.0	SG 4/4, commercial steam cleaner with transport cart	\$2,040.00

ACCESSORIES

Order No.	Description	List Price
■ 4.322-020.0	Steam Hose	\$185.00
■ 4.127-024.0	Extension Tube	\$39.00
■ 2.885-142.0	Floor Tool, 12.4"	\$67.00
■ 2.884-280.0	Hand Tool	\$64.00
■ 6.906-185.0	Floor Nozzle	\$78.50
■ 2.884-282.0	Power Nozzle	\$37.50
■ 2.884-281.0	Point Jet Nozzle	\$15.50
■ 4.013-030.0	Funnel	\$50.50
■ 2.863-058.0	Round Brush Set	\$18.50
□ 4.130-115.0	Window Nozzle	\$58.00
□ 6.273-140.0	Wiper Blade (window)	\$26.50
□ 2.863-062.0	Wallpaper Stripper	\$105.00
□ 2.863-270.0	Microfiber Sleeves for Hand Tool	\$17.50
□ 2.863-171.0	Steam+Clean Microfiber Cloth Set for Bathrooms (Includes 4 different clothes)	\$110.00
□ 2.863-172.0	Steam+Clean Microfiber Cloth Set for Kitchens (Includes 4 different clothes)	\$110.00
□ 2.863-173.0	Steam+Clean Microfiber Velour Floor Cloth Set (Includes 2 cloths)	\$72.50
□ 2.863-174.0	Steam+Clean Microfiber Velour Cloth Covers for the Hand Tool (Includes 2 cloths)	\$72.50
□ 6.962-097.0	Filling Funnel	\$10.50
□ 2.885-465.0	Floor Tool Replacement	\$23.00
□ 6.962-239.0	Two Wheel Transport Cart	\$445.00

■ Included □ Optional

SGV 6/5



Hygiene, non-stop.

The easy-to-use SGV 6/5 steam vacuum cleaner offers hygienic cleanliness. A single machine that is a steam cleaner and wet vacuum cleaner in one. With EASY Operation switch, secure accessory integration and hand tool for controlling the steam/vacuum function.



Features

- One easy-to-use switch controls all operation
- Self-explanatory symbols means less training required
- Our unique design allows you to refill the water while in use
- The Included hand tool features an adjustment knob that allows you to adjust the water/steam regulation and turn the vacuum on and off

SGV 6/5

Technical Specifications

Voltage	V	110-120
Steam temp / pressure	°F / psi	327 / 87
Tank capacity	gal	1.3
Cable length	in	24.5
Weight without accessories	lbs	86
Dimensions (LxWxH)	in	25 x 19 x 38

EQUIPMENT

Part No.	Description	List Price
1.092-003.0	SGV 6/5, commercial steam cleaner and wet vacuum	\$4,645.00

ACCESSORIES

Order No.	Description	List Price
■ 2.863-011.0	Round brush set, 3 Brushes	\$17.00
■ 2.889-005.0	Floor Nozzle, 12 inches	\$37.50
■ 2.889-006.0	Brush strips for floor nozzle 2.889-005.0	\$10.50
■ 2.889-007.0	Rubber Strip, 12 inches for floor nozzle 2.889-005.0	\$10.00
■ 2.889-008.0	Hand Nozzle	\$21.50
■ 2.889-009.0	Brush Strip, 6 inches for hand nozzle 2.889-008.0	\$8.65
■ 2.889-010.0	Rubber Strip, 6 inches for hand nozzle 2.889-008.0	\$9.80
■ 2.889-011.0	Adapter	\$16.00
■ 2.889-028.0	Crevice Nozzle	\$10.50
■ 2.889-052.0	Adapter for attaching round brushes	\$6.75
■ 4.440-009.0	Steam suction hose	\$850.00
■ 2.889-004.0	Extension tube set	\$120.00
□ 2.889-053.0	Triangular floor nozzle	\$49.00
□ 2.863-007.0	Round brush stainless steel (very hard bristles) set, 3 Nozzles	\$8.00
□ 2.863-008.0	Round Brass Brush (hard bristles) Set, 3 Nozzles	\$8.00
□ 2.863-009.0	Pekalon round brush (medium-hard bristles) set	\$8.80

■ Included □ Optional

SG1 C BP Gum Remover

Turn up the heat on gum removal.

The Kärcher SG1 Bp is a portable gum remover. Powered by a single lithium ion battery, this gum remover is quiet and offer up to 4 hours of uninterrupted operation. It removes gum in 4-6 seconds and is safe to use on stone, concrete and even carpet. Great for maintaining shopping malls, schools, train stations, airports, hotels, hospitals, restaurants and supermarkets.



Features

- Low pressure fuel canisters are designed to ensure delivery of proper fuel volume and safe operation
- No cords ensures safety and convenience
- No harsh residue—safe on all surfaces

SG1 C BP

Technical Specifications

Run time	hrs	4
Weight	lbs	11
Dimensions (LxWxH)	in	4.5 x 13 x 20.5

EQUIPMENT

Part No.	Description	List Price
1.013-104.0	SGV 6/5, backpack gum remover	\$3,315.00

ACCESSORIES

Order No.	Description	List Price
<input type="checkbox"/> 8.639-871.0	Service pack: 2 LPG cartridges, 4 bottles of solution and 2 black stainless steel brushes, 1 green brush. Expect 8-9 hours run time.	\$170.00
<input type="checkbox"/> 8.640-135.0	Stainless steel brushes: 2 pack replacement stainless steel brushes (black)	\$27.00
<input type="checkbox"/> 8.640-136.0	Polypropylene brushes: 2 pack polypropylene brushes (green), for carpet and material	\$21.50
<input type="checkbox"/> 8.638-579.0	12-Pack of gas bottles	\$355.00
<input type="checkbox"/> 8.638-580.0	24 liters of gum remover solution	\$510.00

■ Included □ Optional

AB 84 CUL



This air blower is easy to handle.

Enjoy the convenience that the AB 84 CUL offers in this easily transportable three speed air blower. Time is king in the cleaning industry. If you have wet hard floors or carpet, rely on the AB 84 CUL to dry your facility faster so you can resume to business-as-usual sooner. This unit features transport wheels and an upright handle for easy transport from job to job. The powerful 3,000 cfm air movement promotes rapid drying in no time.



Features

- Upright handle and transport wheels for safety and convenience
- Three speeds of air movement for every type of job
- Maximum air movement of 3,000 cfm for rapid drying of carpeted and hard floors
- Sturdy four point motor mount to withstand heavy use and rough handling
- Built-in carpet clip for flood restoration jobs

AB 84 CUL

Technical Specifications

Air flow rate - level 1, 2, 3	cfm	3000 / 2500 / 2000
Fan speed - level 1, 2, 3	rpm	1600 / 1350 / 1050
Power cord length	ft	25
Motor rating	hp	0.5
Voltage	V	115
Weight	lbs	39
Dimensions (LxWxH)	in	22.8 x 16 x 21.5

EQUIPMENT

Part No.	Description	List Price
1.004-053.0	AB 84 CUL, three-speed commercial air blower with upright handle	\$355.00

■ Included □ Optional

BV 11/1 HEPA



Breathe easy with HEPA filtration.

The BV 11/1 HEPA is a portable back mounted vacuum great for increasing productivity, efficiency, while saving you money. Breathe easier with HEPA-level filtration standard on the productive BV 11/1 backpack vacuum. It is lightweight and has an ergonomic harness system, allowing the operator to move around quickly and easily for maximum productivity.



Features

- HEPA filtration is now standard, providing optimum air quality by filtering with 99.9% effectiveness to 0.3 microns
- Vacuum hose is a top-mounted swivel design for left-hand and right-hand operation

BV 11/1

Technical Specifications

Vacuum width, floor tool	in	13
Vacuum hose length	in	60
Power cord length	ft	50
Waste container capacity	qt	10
Operating noise level	dba	67
Air flow rate	cfm	112
Waterlift	in of	104
Motor	watts	1,200
Weight	lbs	11
Dimensions (LxWxH)	in	8.5 x 8.8 x 23.7

EQUIPMENT

Part No.	Description	List Price
9.840-514.0	BV 11/1, 10-quart back pack vacuum	\$700.00

ACCESSORIES

Order No.	Description	List Price
■ 8.619-894.0	Hose Assembly	\$45.50
■ 8.628-666.0	Wand, 2 PC Aluminum Double Curve	\$79.00
■ 8.619-884.0	Cloth bag for Vac Pac™	\$41.00
■ 8.619-885.0	10-quart paper bags, 10-pack	\$39.00
■ 8.619-887.0	Filter Dome	\$2.35
■ 8.639-285.0	HEPA pleated filter (standard on HEPA model)	\$10.00
■ 8.604-141.0	Vac Pac™ Tool Kit (#02293 crevice tool, #02083 dusting brush, #02084 upholstery tool, #02085 upholstery tool brush, #02086 extension tube)	\$105.00
□ 9.840-632.0	Vac Pac™ 2-Piece Aluminum Wand	\$63.00
□ 8.628-445.0	Tool, Carpet	\$60.00
□ 8.628-444.0	Tool, Bristle Shod Dry Pick-Up	\$66.00
□ 8.639-285.0	HEPA Pleated Filter for Vac Pac™ and BV 11/1	\$10.00
□ 8.619-876.0	Vac Pac™ Crevice Tool	\$22.00
□ 8.631-254.0	Harness Assembly for Vac Pac™ and BV 11/1	\$105.00

■ Included □ Optional

CV 300



The sanitary choice that lasts.

Kärcher's CV 300 dual-motor upright vacuum is designed to be simultaneously powerful, lightweight and easy to maneuver. Our 1,000 watt vacuum motors pick up more dirt in a single pass than their comparable single-motor counterparts while our patented filtration system filters out particulates and allergens down to 0.3 microns.



Features

- CRI approved for cleaner, healthier carpets
- Indicator lights alert operator to shut down or blockage
- Innovative, articulating head for superior maneuverability
- Ergonomic carrying handle for easy transport
- Powerful dual motor upright vacuum
- High quality three step filtration for optimum air quality

CV 300

Technical Specifications

Cleaning path	in	12
Productivity (practical)	ft ² / hr	3,104
Power cord length	ft	40
Operating noise level	dBA	69.5
Air flow rate	cfm	102
Voltage	110V / 220V	110V
Motor	hp	0.24
Debris bag size	qt	3.7
Weight	lbs	17
Dimensions (LxWxH)	in	11 x 12 x 48

EQUIPMENT

Part No.	Description	List Price
1.012-059.0	CV 300, 120V/60 Hz	\$375.00

ACCESSORIES

Order No.	Description	List Price
■ 8.632-214.0	Filter, exhaust	\$49.00
■ 8.628-477.0	Filter, motor protection	\$18.50
■ 8.630-933.0	Vacuum fan exhaust filter	\$49.00
□ 8.600-495.0	12-Inch replacement double row brush	\$35.00
□ 8.628-479.0	3-Ply filter dust bags, 10-pack	\$24.50
□ 8.633-398.0	Filter bag, package of 10	\$24.50
□ 8.634-975.0	Tool, 20" extension tool	\$20.00
□ 8.632-244.0	Tool, clips for tools, dark gray	\$14.50
□ 8.632-245.0	Tool, crevice tool, dark gray	\$30.00
□ 8.614-100.0	Dusting brush, dark gray	\$33.00
□ 8.614-629.0	Upholstery nozzle, dark gray	\$31.50
□ 8.604-147.0	Vacuum tools kit (crevice nozzle, upholstery nozzle, and mounting clip)	\$49.00


■ Included □ Optional

EB 30/1



The quick clean-up tool.

This ultra-quiet and compact sweeper is perfect for quick cleanups in busy and crowded areas. The rechargeable battery pack ensures safety by eliminating trip hazards. It's built to handle small cleaning jobs in professional working environments.



Features

- Cordless electric sweeper designed for commercial applications
- Flexible and professional interim cleanup
- Powerful, rechargeable battery provides for up to 45 minutes of operation on hard surface, and up to 30 minutes on carpet
- Extremely quiet operation - for use in noise sensitive areas
- Innovative universal joint with parking position
- Large, non-marking soft grip wheels

EB 30/1

Technical Specifications

Cleaning path	in	12
Container capacity	in ²	67
Operating noise level	dBa	56
Battery runtime	min	40-60
Standard battery charge time	hr	5
Weight	lbs	6
Dimensions (LxWxH)	in	10 x 12 x 43

EQUIPMENT

Part No.	Description	List Price
1.545-121.0	EB 30/1, 12 inch, lithium-ion battery-operated sweeper	\$205.00

ACCESSORIES

Order No.	Description	List Price
■ 6.654-328.0	Lithium-ion battery for EB 30/1	\$100.00
■ 6.654-197.0	Battery charger	\$175.00
■ 4.762-400.0	Cylindrical brush	\$26.50
□ 4.762-401.0	Cylindrical stiff red brush, for hard-wearing surfaces	\$32.00

■ Included □ Optional

BDS 51/175 C



Strong, solid and robust operation.

The BDS 51/175 C floor machine is a high quality, durable unit that offer powers and versatility for scrubbing and stripping. It features an adjustable handle to accommodate various user heights and five inch non-marking wheels to allow easy transportation. This machine is available in single-speed or dual-speed.



Features

- Robust motor for everyday reliability
- Separate start and run capacitors for durability
- Cord strain relief to keep cord from breaking or tearing
- Strong and solid handle housing for trouble free operation

BDS 51/175 C

Technical Specifications

Pad size	in	20
Pad speed	rpm	175
Theoretical / practical productivity	sq. ft / hr	2,222
Operating noise level	dBA	63
Voltage	V	115
Motor	hp	1.5
Wheel diameter	in	5 x 1.25
Power cord length	ft	50
Weight	lbs	118
Dimensions (LxWxH)	in	24.5 x 21 x 47

EQUIPMENT

Part No.	Description	List Price
9.841-423.0	BDS 51/175 C, twenty-inch	\$1,210.00

ACCESSORIES

Order No.	Description	List Price
■ 8.628-430.0	Pad driver, 20-inch with clutch plate	\$175.00
□ 8.600-062.0	Solution tank 4 gallon	\$325.00
□ 8.600-507.0	Center lock	\$24.50
□ 8.628-369.0	20-inch aggressive grit brush with clutch plate	\$350.00
□ 8.628-378.0	20-inch mild grit brush with clutch plate	\$350.00
□ 8.628-379.0	20-inch nylon polish brush with clutch plate	\$170.00
□ 8.628-377.0	20-inch nylon scrub brush with clutch plate	\$170.00
□ 8.628-370.0	20-inch polypropylene brush with clutch plate	\$115.00
□ 8.625-259.0	20-inch sanding disc	\$480.00

■ Included □ Optional



Detergents



General Purpose

General Purpose Cleaners: General Purpose and Floor Cleaners. Designed for daily cleaning of facility surfaces, tools and floors.

Product Description	pH	Color	Scent	Dilution	Foam	Hardness	Phosphate	Size	Part #	List Price
						1-5	Free			
General Purpose Cleaner	10.2	purple	slight	1:128	low	5	■	5 Gal	8.719-145.0	\$68.50
								55 Gal	8.906-714.0	\$620.00

General Purpose Cleaner is a blend of ingredients formulated to provide a low-foaming detergent for safe removal of dirt and grime off a broad range of surfaces. It is formulated to pass through a pressure washer without damaging the high-pressure pump. This formula is ideal for power washing around a home or shop, including exterior walls, decks, driveways, and roofs. It is also effective in cleaning machinery, equipment, cars, RVs, and trucks. It is safe for cleaning indoors or outdoors.

Automotive

Products designed specifically for soil conditions found on cars, vans and specifically vehicles with fine paint finishes. Effective and safe, phosphate free.

Product Description	pH	Color	Scent	Dilution	Foam	Hardness	Phosphate	Size	Part #	List Price
						1-5	Free			
Auto Wash	10.2	purple	slight	1:128	low	5	■	5 Gal	8.698-185.0	\$53.50
								55 Gal	8.698-186.0	\$500.00

Auto Wash is a blend of ingredients formulated to provide a low-foaming detergent for safe removal of dirt and grime found on most vehicles. It is formulated to reduce water spots caused by hard water leaving a higher shine than most products. Auto Wash can pass through a pressure washer without damaging the high-pressure pump and is safe to use on aluminum, stainless steel, glass, plastic, paint and fine automotive finishes.

Vehicle

Detergent and care for both Automotive and Fleet use. Safe for both, non phosphate and superior results.

Product Description	pH	Color	Scent	Dilution	Foam	Hardness	Phosphate	Size	Part #	List Price
						1-5	Free			
Vehicle Wash and Wax Detergent	12.9	blue-green	floral	1:150	high	5	■	5 Gal	8.698-172.0	\$78.50
								55 Gal	8.698-173.0	\$740.00
Vehicle Wax	5.3	straw	musk	1:2000	non-foaming	1	■	5 Gal	8.907-394.0	\$230.00
								Added at the final rinse, Vehicle Wax is a long-lasting liquid wax that creates a durable finish that improves a vehicle's appearance and helps keeps dirt from adhering to the surface. It gives added protection against salt, air pollution and acid rain and can be used safely on virtually every surface, including aluminum, stainless steel, glass, plastic, paint and fine automotive paint finishes.		
Vehicle Pre-Soak	12.8	blue	citrus	1:60	high	4	■	5 Gal	8.698-223.0	\$105.00
								55 Gal	8.698-224.0	\$1,010.00
Vehicle Tire and Rim Cleaner	12.9	colorless, clear	detergent	RTU	high	3	■	12 x 1 Qt	8.698-226.0	\$96.00
								Vehicle Tire and Rim Cleaner is a fast and easy way to deep clean the black rubber, road film and brake dust soils from your tires and rims. Simply spray, wait and rinse. This product should be used to clean tire and wheels before adding tire dressing. Make tire dressings look better and last longer. Safe to use on all tires. Safe for steel and aluminum wheels, including coated wheels.		

DETERGENTS

Fleet

Detergent and care for both Automotive and Fleet use. Safe for both, non phosphate and superior results.

Product Description	pH	Color	Scent	Dilution	Foam	Hardness 1-5	Phosphate Free	Size	Part #	List Price
Fleet Wash Detergent	12.9	green	fresh	1:150	high	5	■	5 Gal	8.698-168.0	\$69.00
Fleet Wash Detergent is a mild detergent designed for exterior cleaning of trucks, busses, equipment and implements. This special emulsifying formula contains high-powered cleaning agents that are effective on grease, road film and smoke trails. It is excellent as a pre-spray for cleaning engines, whitewall tires and vinyl and metal tops. Fleet Wash Detergent is phosphate-free and outperforms most competitive phosphate products. It is safe to use through a pressure washer. Fleet Wash Detergent can be used on polished aluminum, stainless steel, glass, plastic, and painted surfaces.								55 Gal	8.698-169.0	\$650.00
Heavy Equipment Detergent	12.9	green	fresh	1:150	high	5	■	5 Gal	8.698-189.0	\$88.50
Heavy Equipment Detergent is an effective, safe detergent that can be used on any surface. It is excellent as a pre-spray for softening and breaking up dried on or baked on soils like mud, bugs, greasy film, diesel fuel, lubricants. Excellent foaming capability. It is safe to use through a pressure washer and can be used on polished aluminum, stainless steel, glass, plastic, paint. Heavy Equipment Detergent is phosphate-free and outperforms most competitive phosphate products.								55 Gal	8.698-190.0	\$835.00
Fleet Wash Solvent Detergent	9.5	light yellow	citrus	1:50	medium	1	■	5 Gal	8.913-772.0	\$200.00
Fleet Wash Solvent Detergent adds the cleaning properties of solvents to boost cleaning capability in order to remove heavy, petroleum-based soils. Citrus-based solvent helps break down these tough soils for fast, efficient removal, saving time and energy. It has the ability to penetrate and break down baked-on hydrocarbon-based soils, like exhaust trails and carbonized grease, yet is safe on most surfaces.								55 Gal	8.913-773.0	\$2,010.00
Fleet Aluminum Brightener	1.0	light straw color	sharp	1:5 1:20	low	2	■	5 Gal	8.907-711.0	\$68.50
Fleet Aluminum Brightener is an extra-strength, acid-based, aluminum cleaner and brightener designed for non-polished aluminum tanks and trailers, aluminum wheels and for preparing aluminum for painting. Do NOT use on glass, polished aluminum or anodized aluminum. Fleet Aluminum Brightener is effective in removing grease, oils, baked-on carbon and diesel smoke. This formula is non foaming.								55 Gal	8.907-712.0	\$675.00
Fleet Trailer Cleaner	1.1	straw	citrus	RTU	medium	4	■	5 Gal	8.698-174.0	\$83.50
Fleet Trailer Cleaner is a concentrated, non-etching, acid-based detergent formulated to quickly penetrate and remove grease, grime, dirt, road film and welding smut from polished aluminum and stainless steel surfaces. It shines aluminum and stainless by removing the oxidation that makes those surfaces dull looking.								55 Gal	8.698-175.0	\$815.00
Fleet Degreaser	13.5	red / orange	none	1:128	medium	5	■	5 Gal	8.698-166.0	\$78.50
Fleet Degreaser is a highly concentrated degreaser designed for petroleum based soils like heavy deposits of oil, grease and dirt as well as axle or fifth-wheel grease, hydraulic oils and diesel smoke stains. Fleet Degreaser is formulated to pass through a pressure washer without damaging the high-pressure pump and is, therefore, safe to use through a pressure washer. It is also safe to use on aluminum, stainless steel, glass, plastic, painted surfaces. Fleet Degreaser is phosphate-free and outperforms competitive phosphate formula products.								55 Gal	8.698-167.0	\$750.00

Product Description	pH	Color	Scent	Dilution	Foam	Hardness 1-5	Phosphate Free	Size	Part #	List Price
Fleet Interior Tank Cleaner	13.7	straw	slight	1:30	medium	4	■	5 Gal	8.914-094.0	\$84.00
Fleet Interior Tank Cleaner is a highly concentrated and effective cleaner for the interior of tanks and vessels. Interior tank cleaning may or may not be accessible for manual brushing/scraping. This powerful formula can cut through many layers of soil with high pressure washing and soaking, eliminating the need to enter the tank. It is extremely effective in removing the most difficult-to-clean oil, grease and hydrocarbon-based deposits. It cuts grease, grime, oil, burnt carbon. Do not use on aluminum, magnesium, galvanized metal or fine painted surfaces. It is safe to use through a pressure washer and does not damage the high-pressure pump. This formula is phosphate-free and outperforms most competitive phosphate products. NSF Approved.								55 Gal	8.914-096.0	\$830.00
Fleet Machine and Heavy Equipment Degreaser	13.3	brown	none	1:50	high	5	■	5 Gal	8.906-971.0	\$54.50
Fleet Machine and Heavy Equipment Degreaser is an extra-strong cleaner that is ideal for cleaning heavy equipment, over-the road vehicles and off road machinery. It is especially effective cleaning exhaust stains, road grime and heavy deposits of dirt and oil. Fleet Machine and Heavy Equipment Degreaser is phosphate-free and outperforms competitive phosphate products. This powerful formula is not recommended for use on fine auto finishes, aluminum, magnesium and galvanized metal.								55 Gal	8.906-979.0	\$510.00
Concrete Remover	2.2	light yellow	sharp	1:1	low	3	■	5 Gal	8.698-181.0	\$120.00
Concrete Remover effectively removes concrete splatters and deposits from construction vehicles, equipment, tools and commercial surfaces. Not intended for use on fine automotive finishes. Always pre-test undiluted product in an inconspicuous area, to determine safety and suitability for the intended use.								55 Gal	8.698-182.0	\$1,195.00
Salt and Ice Melt Remover	13.4	dark red	slight	1:100	high	5	■	5 Gal	8.698-183.0	\$170.00
Salt and Ice Melt Remover is a combination detergent that removes heavy soil as well as all types of damaging road salt residue. Salt and Ice Melt Remover's unique chelating action breaks down the crystalline structure of ice melt salt and prevents it from crystallizing back on the surface so it can be easily rinsed away with the rest of the dirt. Effective on fine automotive finishes as well as construction equipment, trucks and fleet vehicles.								55 Gal	8.698-184.0	\$1,315.00

Quick Break Detergents

Products formulated for effective cleaning which separate quickly after washing in order to be accepted into on-site treatment systems.

Product Description	pH	Color	Scent	Dilution	Foam	Hardness 1-5	Phosphate Free	Size	Part #	List Price
Quick Release Detergent	12.8	none	slight	1:100	low	4	■	5 Gal	8.720-037.0	\$86.00
Quick Release Detergent is concentrated heavy duty vehicle wash formulated to quickly and effectively remove dirt, grime, grease and road film from vehicles. It is ideal for vehicle wash facilities where it can be used on tractor-trailers, heavy equipment, RVs, trucks, and autos. Quick Release Detergent is formulated to pass through a pressure washer without damaging the high-pressure pump and has an oil-water quick-release surfactant making it ideally suited for use with water treatment systems.								55 Gal	8.720-038.0	\$455.00

DETERGENTS

Degreasers

Degreasers are designed to be used on medium to heavy soils that require more aggressive formulation for built up greases and oils.

Product Description	pH	Color	Scent	Dilution	Foam	Hardness 1-5	Phosphate Free	Size	Part #	List Price
Chlorinated Degreaser	12.3	none	slight chlorine	1:60	high	4	■	5 Gal	8.698-203.0	\$52.50
Chlorinated Degreaser removes fats, oils and greases typically found in food service and food processing establishments. It's chlorinated formula breaks down stubborn protein soils that contribute to bio-film formation. This formula is safe on stainless steel, aluminum and painted surfaces. NSF Approved.								55 Gal	8.698-204.0	\$475.00
Heavy Duty Brown Degreaser	13.3	dark brown	none	1:50	high	5	■	5 Gal	8.698-201.0	\$56.50
Heavy Duty Brown Detergent is for cleaning machinery and equipment to remove heavy daily debris of oil, light grease, sand, mud and road film. This detergent is safe to use on most heavy equipment however, due to its strength to handle heavy soils, it should not be used on aluminum, magnesium or fine paint finishes.								55 Gal	8.698-202.0	\$520.00
Hood and Duct Degreaser	13.7	straw	slight	1:30	medium	4	■	5 Gal	8.698-205.0	\$95.00
Hood and Duct cleaner is specifically designed to remove the dangerous build-up of grease in exhaust hoods of food cooking establishments. Through a hot water pressure washer, fast effective removal restores hood and ducts to a clean, safe result. Even carbonized grease. Hood and duct cleaner can be used to pressure wash foodservice grills, fryers, broilers and ovens as well. Routine cleaning is required in most cities and states and also by the insurance industry. NSF Approved.								55 Gal	8.698-206.0	\$945.00

Industrial

These are our most aggressive products designed to be used in industrial settings like production factories, mining, heavy construction and machine shops.

Product Description	pH	Color	Scent	Dilution	Foam	Hardness 1-5	Phosphate Free	Size	Part #	List Price
Heavy Duty Degreaser	13.3	red / orange	none	1:128	moderate	5	■	5 Gal	8.907-304.0	\$78.50
Heavy Duty Degreaser is an industrial strength degreaser for cleaning heavy oils and greases, carbon, lubricants and hydraulic fluids found in industrial and manufacturing environments. Heavy Duty Degreaser is formulated to pass through a pressure washer without damaging the high-pressure pump or heating coil. It is also safe to use on aluminum, stainless steel, glass, plastic and concrete. Heavy Duty Degrease is phosphate-free and outperforms competitive phosphate formula products.								55 Gal	8.907-306.0	\$745.00
Industrial Grease and Carbon Remover	13.7	blue	none	1:100	high	5	■	5 Gal	8.906-942.0	\$74.50
Industrial Grease and Carbon Remover is heavy-duty degreaser that quickly penetrates and cleans grime, spent oil and grease in a variety of applications, including vehicles, equipment, RVs, drilling rigs, trucks and other structures. This highly-concentrated blend is formulated to wet, penetrate and suspend soil, oils and grease and yet is safe to use indoors or outdoors on virtually every surface, including aluminum, stainless steel, glass, plastic, and painted surfaces.								55 Gal	8.906-949.0	\$700.00
Industrial Oil and Grease Remover	12.3	yellow	citrus	1:150	high	5	■	5 Gal	8.698-193.0	\$110.00
Industrial Oil and Grease remover is designed to work on petroleum based oils and greases typically found in factories like cutting oils, lubricants and metal coatings. This product is designed to quickly break up the oils and suspend them in order to rinse easy and prevent them from re-depositing. The result is an oil/grease free surface. Industrial Oil and Grease Remover is engineered to pass through a pressure washer without damaging the high-pressure pump. It is safe to use on aluminum, stainless steel, concrete, glass, plastic and painted surfaces.								55 Gal	8.698-194.0	\$1,025.00

Product Description	pH	Color	Scent	Dilution	Foam	Hardness 1-5	Phosphate Free	Size	Part #	List Price
Metal Paint and Prep Phosphatizer	3.1	none	detergent solvent	1:512	low	5		5 Gal	8.914-472.0	\$95.00
								55 Gal	8.914-484.0	\$915.00

Metal Paint and Prep Phosphatizer is a complete and economical phosphatizing agent for the phosphatizing of iron and steel parts prior to painting. Effective in spray, dip and wipe-on applications. Metal Paint and Prep Phosphatizer works well in hard or soft water and rinses completely.

Building and Maintenance

Products specifically developed for use in building and tool maintenance. Safe to use on materials like brick, siding, stucco, concrete, tile.

Product Description	pH	Color	Scent	Dilution	Foam	Hardness 1-5	Phosphate Free	Size	Part #	List Price
Building Interior/Exterior Cleaner	10.2	purple	slight	1:130	low	5	■	5 Gal	8.698-170.0	\$61.50
								55 Gal	8.698-171.0	\$535.00

Building Interior/Exterior Cleaner is safe to use on aluminum, stainless steel, glass, plastic, paint, stone and masonry surfaces. Building Interior/Exterior Cleaner is ideal for power washing around a home or shop, including exterior walls, decks, driveways, and roof. This formula is phosphate-free and outperforms most competitive phosphate products.

Concrete Cleaner	12.3	yellow	citrus	1:150	high	5	■	5 Gal	8.720-068.0	\$95.50
								55 Gal	8.720-069.0	\$900.00

Concrete Cleaner is formulated to clean stone and concrete surfaces. It is effective in removing oil, grease, baked-on carbon, tar and asphalt from unfinished concrete floors, walls and grout. Concrete Cleaner is engineered to pass through a pressure washer without damaging the high-pressure pump. It is safe to use on aluminum, stainless steel, glass, plastic and painted surfaces. This formula is phosphate-free and outperforms most competitive phosphate products.

Brick & Masonry Graffiti Remover	12.8	yellow	slight solvent	1:16	low	1	■	4 x 1 Gal	8.698-033.0	\$365.00
								12 x 1 Qt	8.698-034.0	\$355.00

Brick, Masonry & Concrete Cleaner re-liquefies and dissolves spray paint and marker tracks within seconds. No extended soak time is needed and it can be re-applied to wet surfaces as needed, without waiting for the surface to dry.

Coil Descaler	1.0	white	slight solvent	1:16	high	5	■	12 x 2 lb	8.914-296.0	\$140.00
---------------	-----	-------	----------------	------	------	---	---	-----------	-------------	----------

Coil descaler quickly and safely removes hard water scale build up that robs the performance of your pressure washer. Removing the build-up improves the water flow, heat transfer while reducing strain on the pump.

DETERGENTS

Floor Cleaners

Formulated for general purpose and heavy-duty floor cleaning. For use with floor care equipment (such as scrubbers) only.

Product Description	pH	Color	Scent	Dilution	Foam	Hardness 1-5	Phosphate Free	Size	Part #	List Price
<p>Neutral Floor Cleaner is formulated for everyday floor cleaning of resilient tile, hard finished floors, polished stone and polished concrete floors. No-rinse formula is designed to remove soil and leave a streak-free finish. Developed for scrubber machines, this formula is non-foaming, phosphate-free and contains ingredients that protect the machine from scale and contaminants.</p>	7.9	light yellow	solvent	1:128	low	4	■	4 x 1 Gal	8.698-209.0	\$84.00
								5 Gal	8.698-210.0	\$100.00
								55 Gal	8.698-211.0	\$1,000.00
<p>Shop Floor Cleaner is formulated for heavy-duty cleaning of soils typically found in machine shop environments. Lifts and removes petroleum-based grease and oily soils from all types of finished and unfinished concrete, including painted and epoxy-coated floors. No-rinse formula is designed to remove soil and leave a streak-free finish. Developed for scrubber machines, this formula is non-foaming, phosphate-free and contains ingredients that protect the machine from scale and contaminants.</p>	13.3	light red, clear	solvent	1:128	low	5	■	5 Gal	8.698-207.0	\$96.00
								55 Gal	8.698-208.0	\$865.00
<p>Warehouse Floor Cleaner is formulated for everyday warehouse concrete floor cleaning. Use on finished or unfinished concrete. Safe for polished concrete floors. No-rinse formula is designed to remove dense concrete dust and leave a streak-free finish. Developed for scrubber machines, this formula is non-foaming, phosphate-free and contains ingredients that protect the machine from scale and contaminants.</p>	12.9	blue	solvent	1:128	medium	5	■	5 Gal	8.698-212.0	\$93.62
								55 Gal	8.698-213.0	\$915.00
								275 Gal	8.698-214.0	\$4,120.00

Miscellaneous

Product Description	pH	Color	Scent	Dilution	Foam	Hardness 1-5	Phosphate Free	Size	Part #	List Price
<p>Vital Oxide is a hospital grade disinfectant sanitizer with 9 key attributes. Disinfection, Sanitizing, Odor Elimination, Carpet Sanitization, Allergen Removal, Kills Mold and Mildew, Kills biofilm, Parvo, Distemper, Tuberculous. Sanitizer dilution is NSF approved as a no rinse sanitizer for non-porous food contact surfaces. (US Only).</p>	8.0	clear	none	1:1	medium	2	■	6 x 32 oz	8.639-560.0	\$92.50
				1:5				4 x 1 Gal	8.639-558.0	\$245.00
				1:9				55 Gal	8.698-112.0	\$1,410.00
<p>RM 99 Solar Cleaner is specific for cleaning solar and photovoltaic systems, and it's perfectly adapted to their unique surfaces. Its highly efficient, gentle on materials, biodegradable and removes even stubborn and greasy stains. It prevents the formation of limescale and maximizes the effectiveness of the system at minimum cost.</p>	8.8	none	mild	1:100	low	4	■	5 Gal	8.698-094.0	\$110.00
				1:200						



Specials

Landa Kärcher Group supplements its standard line of hot and cold water pressure washers with an extensive offering of special models configured to meet a customer's unique needs.

2018 SPECIAL ORDER PRICE LIST

All Specials Ship from Camas, WA

All specials fall under two categories: (1) Price List Specials where no quotation is required; and (2) Special Orders that require a quotation.

Price List Specials: No Quotation Required

Most special applications can be satisfied by choosing from one of the Price List Special models shown in this price list. All items may be ordered through any customer service representative and do not require a specials quote. Note that lead times for these items are listed in this price list and are subject to change with extended lead times.

These models allow you to add specially configured options to current standard Landa Kärcher Group models. Pricing for these units is determined simply by taking the regular equipment price and adding the cost of the option. Some of the items in this price list are former standard models that were made "obsolete" due to lack of demand. The list price for these models may reflect the added costs associated with building a non-standard unit.

Special Orders: Quotation Required

Machine modifications that do not appear in this price list may also be requested. These Special Order machines fall into the category of true hybrid equipment. They are designed and built specifically to meet a customer's unique specifications.

Hybrid specials must go through a complete quote process. The quote will include administrative as well as labor and material costs, such as component costs, engineering time and materials, assembly labor, and order processing costs.

*Please note that the mission of our Special Order department is to generate timely quotes and manufacture the highest quality in customized equipment. Please avoid using this department for the following:

- Changes to match bid specs on a competitor unit. (Invariably the cost of going through specials will negate the ability to compete on a bid against a competitor's standard model.)
- Remove features or components to lower your cost on the unit.
- Design wholly new equipment that is not currently in the Landa Kärcher Group line, unless the quantity is sufficient to recover Landa Kärcher Group's engineering costs.

How to place a request for quotation to the Specials department:

1. Go to the dealer.landa.com website.
2. At the top left of the home page, highlight "Customer Service" and select "Special Request Form".
3. Fill out the form completely and give as many details as possible.
4. Click on the "Submit Request" button at the bottom of this page.
5. We will respond to your quote request within 24 hours with a quote. In cases where the quote requires information outside of our control, we will respond with an updated response time within 24 hours.
6. All Specials ship from Camas, Washington.

Unless otherwise stated, modified machines are not listed with ETL or ETLc certification standards.

Series/Model	Description of Value Added	Lead Time	List Price
--------------	----------------------------	-----------	------------



PHW Hot Water, Mobile, Electric-Powered, Diesel/Oil-Heated

PHW5-30024H	Model: 4.8 GPM, 3000 PSI, 10 HP, 208V 3ph	15 days	\$10,200
PHW5-30024F	Model: 4.8 GPM, 3000 PSI, 10 HP, 575V 3ph	15 days	\$10,410



PGDC Hot Water, Skid Mounted, Gasoline-Powered, Diesel/Oil-Heated

All models	Steam combination with pump-mounted valve	15 days	\$465
All models	Adjustable thermostat	15 days	\$465
All models	Hour meter	15 days	\$465



SEHW Hot Water, Skid Mounted, Electric-Powered, Diesel/Oil-Heated

All models	Steam combination with pump-mounted valve	15 days	\$465
SEHW6-35024H	Model: 5.2 GPM, 3500 PSI, 15 HP, 208V 3ph	15 days	\$12,230
SEHW6-35024F	Model: 5.2 GPM, 3500 PSI, 15 HP, 575V 3ph	15 days	\$12,330
SEHW4-40024B,C	Model: 4.0 GPM, 4000 PSI, 15 HP, 230/460 3ph	15 days	\$12,230
SEHW4-40024F	Model: 4.0 GPM, 4000 PSI, 15 HP, 575 3ph	15 days	\$12,490
SEHW5-50024B,C	Model: 5.0 GPM, 5000 PSI, 20 HP, 230/460V 3ph	15 days	\$16,250
SEHW5-50024F	Model: 5.0 GPM, 5000 PSI, 20 HP, 575V 3ph	15 days	\$16,650



VHP Hot Water, Mobile, Electric-Powered, LP Gas-Heated

All models	Steam combination with pump-mounted valve	15 days	\$465
All models	Natural gas conversion	15 days	\$465
VHP3-20024B,C	Model: 2.5 GPM, 2000 PSI, 5 HP, 230/460V 3ph	15 days	\$8,440



EHW Hot Water, Electric-Powered, Electric-Heated

All models	Auto start/stop conversion from time delay	15 days	\$360
All models	Float tank option	15 days	\$670
All models	LanCom wireless remote w/ auto start/stop upgrade, 1 wash cycle	15 days	\$1,355
All models	LanCom wireless remote w/ auto start/stop upgrade, 2 wash cycles	15 days	\$1,595
All models	Stainless steel exterior heater box upgrade	15 days	\$1,350
EHW4-20024B	Model: 4.2 GPM, 2000 PSI, 6.2 HP, 230V 3ph	Call	\$13,730
EHW4-30024B	Model: 3.5 GPM, 3000 PSI, 7.5 HP, 230V 3ph	Call	\$14,380
EHW - Heater Box Only	40.5 KW, 460V 3ph	15 days	\$7,240
EHW - Heater Box Only	40.5 KW, 575V 3ph	Call	\$7,240



SEA Cold Water, Stationary, Electric-Powered, Belt-Drive Pump

All models	Hour Meter	15 days	\$465
All models	LanCom wireless remote w/ auto start/stop upgrade, 1 wash cycle	15 days	\$1,355
All models	LanCom wireless remote w/ auto start/stop upgrade, 2 wash cycles	15 days	\$1,575
All models	LanCom wireless remote w/ float tank, 1 wash cycle, time delay	15 days	\$1,845
All models	LanCom wireless remote w/ float tank, 2 wash cycles, time delay	15 days	\$2,080
All models	LanCom wireless remote w/ float tank, 1 wash cycle, auto start/stop	15 days	\$1,960
All models	LanCom wireless remote w/ float tank, 2 wash cycles, auto start/stop	15 days	\$2,185
SEA4-20024F	Model: 3.5 GPM, 2000 PSI, 5 HP, 575V 3ph	15 days	\$5,645
SEA4-30024A	Model: 3.5 GPM, 3000 PSI, 7.5 HP, 230V 1ph (includes GFCI)	15 days	\$6,900
SEA4-30024H	Model: 3.5 GPM, 3000 PSI, 7.5 HP, 208V 3ph	15 days	\$5,990
SEA4-30024F	Model: 3.5 GPM, 3000 PSI, 7.5 HP, 575V 3ph	15 days	\$5,990
SEA5-30024B,C	Model: 4.8 GPM, 3000 PSI, 10 HP, 230V / 460V 3ph	15 days	\$5,990
SEA5-30024H	Model: 4.8 GPM, 3000 PSI, 10 HP, 208V 3ph	15 days	\$6,440
SEA5-30024F	Model: 4.8 GPM, 3000 PSI, 10 HP, 575V 3ph	15 days	\$6,440

Unless otherwise stated, modified machines are not listed with ETL or ETLc certification standards.

Series/Model	Description of Value Added	Lead Time	List Price
--------------	----------------------------	-----------	------------

MP-MPE Cold Water, Gasoline- or Electric-Powered



MP-373534E	Model: 3.7 GPM, 3500 PSI, GX390 389cc Honda, Landa Kärcher Group pump (electric-start upgrade)	15 days	\$5,360
MP-803034E	Model: 7.8 GPM, 3000 PSI, GX660 688cc Honda, Landa Kärcher Group pump	15 days	\$9,430
MP-102034E	Model: 10.6 GPM, 2000 PSI, GX660 688cc Honda, Landa Kärcher Group pump	15 days	\$9,430
MP-MPE - 5-5000 models	Time delay shutdown option	15 days	\$950
MPE5-30024A	Model: 5.0 GPM, 3000 PSI, 10 HP, 230V 1ph, Landa Kärcher Group pump	15 days	\$8,675
MPE5-50024H	Model: 5.0 GPM, 5000 PSI, 20 HP, 208V 3ph, Landa Kärcher Group pump	15 days	\$10,450
MPE5-50024F	Model: 5.0 GPM, 5000 PSI, 20 HP, 575V 3ph, Landa Kärcher Group pump	15 days	\$10,450
MPE8-30024B,C	Model: 7.8 GPM, 3000 PSI, 20 HP, 230/460V 3 ph, Landa Kärcher Group pump	15 days	\$9,665
MPE10-20024B,C	Model: 10.6 GPM, 2000 PSI, 20 HP, 230/460V 3 ph, Landa Kärcher Group pump	15 days	\$9,665

PG Cold Water, Gasoline-Powered, Belt-Drive Pump



PG4-35324E	Model: 3.7 GPM, 3500 PSI, GX390 389cc Honda, Landa Kärcher Group pump	15 days	\$4,485
PG5-35324E	Model: 4.7 GPM, 3500 PSI, GX630 688cc Honda, Landa Kärcher Group pump	15 days	\$6,415

PE Cold Water, Electric-Powered, Belt-Drive Pump



All PE models	Auto start/stop with shutdown	15 days	\$875
All PE models	Time-delay shutdown	15 days	\$875
PE4-20024G	Model: 4.2 GPM, 2000 PSI, 6.2 HP, 208V 1ph	15 days	\$4,643
PE4-20024H	Model: 4.2 GPM, 2000 PSI, 6.2 HP, 208V 3ph	15 days	\$5,060
PE4-20024F	Model: 3.5 GPM, 2000 PSI, 5 HP, 575V 3ph	15 days	\$5,060
PE4-30024G	Model: 3.5 GPM, 3000 PSI, 7.5 HP, 208V 1ph	15 days	\$5,375
PE4-30024H	Model: 3.5 GPM, 3000 PSI, 7.5 HP, 208V 3ph	15 days	\$5,430
PE4-30024F	Model: 3.5 GPM, 3000 PSI, 7.5 HP, 575V 3ph	15 days	\$5,465
PE5-30024A	Model: 4.8 GPM, 3000 PSI, 10 HP, 230V 1ph (includes GFCI)	15 days	\$7,535
PE5-30024H	Model: 4.8 GPM, 3000 PSI, 10 HP, 208V 3ph	15 days	\$6,120
PE5-30024F	Model: 4.8 GPM, 3000 PSI, 10 HP, 575V 3ph	15 days	\$6,120



PDE - Obsolete






SPE-SPG Cold Water, Stationary or Skid, Electric-Powered (SPE), Gas-Powered (SPG)

SPE6-30024B,C	Model: 6.0 GPM, 3000 PSI, 15 HP, 230V / 460V 3 ph	15 days	\$8,500
SPE8-30024B,C	Model: 8.0 GPM, 3000 PSI, 20 HP, 230V / 460V 3 ph	15 days	\$9,000
SPE10-20024B,C	Model: 10 GPM, 2000 PSI, 15 HP, 230V / 460V 3 ph	15 days	\$9,000
SPE - All models	Conversion from WaterBlaster to SEHW frame	15 days	\$465
SPE-SPG - 6-8 GPM models	Auto start/stop with shutdown	15 days	\$875
SPE-SPG - 10 GPM models	Auto start/stop with shutdown	15 days	\$950
SPE - All models	Time-delay shutdown	15 days	\$875
SPG6-35324E	Model: 5.2 GPM, 3500 PSI, GX630 688cc Honda engine	15 days	\$7,350
SPG8-30324E	Model: 7.8 GPM, 3000 PSI, GX660 688cc Honda engine	15 days	\$8,445
SPG10-20324E	Model: 10.6 GPM, 2000 PSI, GX660 688cc Honda engine	15 days	\$8,565

*Note: All SPG models are built in the PGHW cage.

APPENDIX

Hot Water Pressure Washer Comparison Chart

	HDS UPRIGHT 	HOT 	PHW 	MHC 	PGDC 
Power Type	Electric	Electric	Electric	Gasoline	Gasoline
EASY!Force Trigger Gun	■	■	■	■	■
Landa Kärcher Group 5000 PSI Trigger Gun					
4 Hardened Stainless Steel Nozzles (0°,15°,25°,40°)		15° only	■	■	■
Durable Variable Pressure Wand		■	■	■	■
2-Wire Landa Kärcher Group Hose Rated for 6000 PSI		□	□	■	■
Heating Source	Diesel	Diesel	Diesel	Diesel	Diesel
Diesel tank capacity (gal)	2	5-6	10	10	9.25
Diesel Burner Voltage	120V	120V - 230V AC	120V - 230V AC	12V DC	12V DC
Adjustable Thermostat		■	■	■	■
LP Gas Conversion					
Pump Drive	Direct	Direct or Belt	Belt	Direct or Belt	Belt
Triplex Landa Pump with 7 year warranty		■	■	■	■
Axial High-Pressure Pump with 7-Year Warranty	■				
AC Voltmeter					
Auto Start/Stop			□		
Caster Wheel Kit		□	□	□	
Cool-Bypass (Patent US 8,496,188 B2)			■		
Downstream Detergent Injector	■	■	□	■	■
Electrical Generator					
Electronic Ignition (no standing pilot light)					
Fuel Cap and Gauge	■	■	■		
Ground Fault Circuit Interrupter (1-phase only)	■	■	■		
High-Pressure Detergent Injection		□	■		□
Hour Meter		□	■	■	
Wireless Remote			□		
Magnetic Start Switch			■		
Oil/Water Separator in Fuel Line		□	■	□	□
Polyethylene Float Tank		□	■	□	□
Stainless Steel Coil Wrap		■*	■	■	■
Time Delay Shutdown			□		
Tru-Tite System					
Tru-Trac Technology			■		
Vibration Isolated Platform					■
Wet-Steam Combination		□	□		

■ Standard Feature □ Available Feature * Applies to specific models within series ** Standard for gasoline models, optional for diesel



PGHW	PDHW	SLT	SLX	VHP	ENG	VHG	EHW
Gasoline	Diesel	Gas or Diesel	Gas or Diesel	Electric	Electric	Electric	Electric
■*	■	■*		■	■*	■*	■
■*		■*	■		■*	■*	
■	■	■	■	15° only	0°,15°,40° only	■	■
■	■	■	■	■		■	■
■	■	■	■	□	■*	■	■
Diesel	Diesel	Diesel	Diesel	LP	NG or LP	NG or LP	Electric
10	22	15-26-30-40	15-26-30-40				
120V AC	12V DC - 120V AC	120V AC	120V AC				
■	■	■	■		■	■	
				■	□	□	
Belt	Belt	Belt	Belt	Belt	Belt	Belt	Belt
■	■	■	■	■	■	■	■
■*		■	■				
					□	■	
■					■	■	
	□	□	□	■	□	□	■
■	■*	■	■				
				□	■	■	
				■			
■	□	■**	■**		■	■	
■	■	■	■		■	■	
					□	□	□
					■	■	■
■	■	■	■				
■	□	□	□		■	■	
■	■	■	■				
					□	□	■
					■		
■	■	■	■				
□	□	□	□		□		






■ Standard Feature

□ Available Feature









* Applies to specific models within series

** Standard for gasoline models, optional for diesel

APPENDIX

Cold Water Pressure Washer Comparison Chart	Denali	Jarvis HD	HD 7.9/72-4 Cage Ec	HD Gas	MP
					
Power Type	Gasoline	Gasoline	Gasoline	Gasoline	Gas or Diesel
EASY!Force Trigger Gun		■*			■*
Landa Kärcher Group 5000 PSI Trigger Gun					■*
4 Hardened Stainless Steel Nozzles (0°,15°,25°,40°)	■	■		■	■
Durable Variable Pressure Wand					■*
2-Wire Landa Kärcher Group Hose Rated for 6000 PSI	■				■
Pump Drive	Belt	Direct	Direct	Belt or Direct	Belt
Triplex Landa Kärcher Group Pump with 7-Year warranty	■	■	■	■	■
Axial High-Pressure Pump with 1-Year Warranty					
Auto Start/Stop					
Automatic Pressure Relief			■		
Downstream Detergent Injector	■				■
Easy-Start Valve (265cc and above gasoline models only)					■
Ground Fault Circuit Interrupter (1-phase electric models only)					
Heavy-Duty Roll Cage	■		■		■
Wireless Remote					
Magnetic Start Switch					■
Spring-Loaded Shock-Absorbing Feet					
Time Delay Shutdown					
Tubed Pneumatic Tires					
Flat Free Tires	■	■	■	■	■

■ Standard Feature □ Available Feature * Applies to specific models within series

PG	PC	HD Electric	PE	SEA	MPE	ZE	ZEF
							
Gasoline	Gasoline	Electric	Electric	Electric	Electric	Electric	Electric
■			■	■		■	■
					■		
■	■	■	■	■	■	15° only	15° only
■*			■*	■	■*	□	□
■	□		■	□	■	□	□
Belt	Direct	Direct	Belt	Belt	Belt	Direct	Direct
■	■	■	■	■	■		■
						■	
□*	□*		■*	□			■**
■	■		■	■	■	■	□
■			■		■		
■*	■*		■*	■		■	■
					■		
				□			
■			■	■	■		
■			■				
				□			
	■						
■		■	■		■		

LANDA[®]

Kärcher Group



Buy with Confidence!

Landa Kärcher Group's advertised specifications (PSI, GPM, etc.) are certified by the Cleaning Equipment Trade Association to be correct. And, of course, nearly all Landa Kärcher Group equipment are certified by Equipment Testing Laboratory (ETL) which verified we are in compliance with OSHA and CPSA.



877-LANDA-DLR (526-3235)

fax: 888-233-7177

orders@landa.com

dealer.landa.com

www.landa.com

Certification

Our manufacturing facilities have established and apply a Quality and Environmental Management System to be ISO 9001:2008 and ISO 14001:2004 certified.



Landa.com



facebook.com/Landa.Karcher.Group



youtube.com/c/LandaTV