

**LANDA<sup>®</sup>**  
Kärcher Group



# 2018 Price List

Commercial & Industrial Pressure Washers, Parts, and Accessories



*All Prices in U.S. Dollars - Effective April 30, 2018*



## Meeting Your Cleaning Needs

Industrial cleaning is a daily chore for some and is crucial in helping to maintain the efficiency and dependability of heavy machinery and equipment. To that end, Landa Kärcher Group offers a long line of industrial cleaning products that meet the most stringent cleaning needs of just about any industrial equipment user.

Not sure which pressure washer is right for you? No problem! Landa Kärcher Group has knowledgeable and experienced dealers throughout the country who can help you find the right product for your job.

Visit [www.landa.com](http://www.landa.com) today to find the right machine for you.



## Look for Landa Kärcher Group's Value-Added Icons

Throughout the following pages, look for these icons displayed with each Landa Kärcher Group pressure washing system. Find out what makes our professional cleaning equipment some of the most unique and sought after equipment in the industry.



### HOT WATER SYSTEM

Landa Kärcher Group's hot water pressure washers are your solution for cleaning greasy spills and grimy surfaces.



### COLD WATER SYSTEM

Landa Kärcher Group's cold water pressure washers help you remove caked on dirt and other debris from surfaces.



### TRU-TITE SYSTEM

Uses a spring-loaded idler arm to keep the belt aligned and tensioned, creating less wear and tear on the belt.



### AUTO START/STOP

Protects during unattended operation by shutting down the pump during non-use. Optional on some series.



### EASY!FORCE TRIGGER GUN

Uses recoil force to hold the trigger for you — zero holding force for effortless operation.



### TRU-TRAC TECHNOLOGY

Keeps the belt parallel with the pump and motor when adjusting the belt tension.



### TRANS-HEAT TECHNOLOGY\*

Utilizes the heat from engine exhaust to increase water temperatures, providing better fuel efficiency.



### 7-YEAR PUMP WARRANTY

Most Landa Kärcher Group pumps come with a 7-year warranty, wear parts excluded.



### EASY!LOCK

A robust, long-life quick-release fastener: 5 times faster than screw connections.



### WIRELESS REMOTE

Controls pump, burner, and detergent remotely from up to 300' away.



### COOL-BYPASS\*\*

Circulates water to prevent overheating the pump or contaminating the water tank detergent.



### QUICK SHIP

Models marked with the Quick Ship logo are in stock and ship and ready to ship immediately.

\*Patent No. US-2011-0232696-A1 \*\*Patent No. 8,496,188 B2

Landa Kärcher Group is continually seeking ways to improve its product line in order to ensure customer satisfaction. As a result, specifications, photos and product descriptions are subject to change without notice.

# Table of Contents

## PRESSURE WASHERS

### HOT WATER > ELECTRIC POWERED

PHW.....	4
HOT.....	5
HDS Upright Class.....	6
ENG.....	7
ENG.....	8
VHG.....	9
VNG.....	10
VHP.....	11
EHW.....	12

### HOT WATER > GASOLINE POWERED

MHC.....	13
MHP.....	14
PGDC.....	15
PGHW.....	16

### HOT WATER > DIESEL POWERED

PDHW.....	17
-----------	----

### HOT WATER > DIESEL OR GAS POWERED

SLT.....	18
SLX.....	19

## TRAILERS

ECOS.....	20
TULE Series HDS 3.5/40 GE MT.....	21
TR.....	22
TRV.....	23

### COLD WATER > GASOLINE POWERED

HD Gas.....	24
HD Gas Skid.....	25
MP.....	26
PG.....	27
PC.....	28

### COLD WATER > ELECTRIC POWERED

HD Electric.....	29
PE.....	30
SEA.....	31
MPE.....	32
ZE/ZEF.....	33

### HOT WATER GENERATORS

HS & NG.....	34
--------------	----

## SPECIALTY FLOOR CARE

### SWEEPERS

KM 70/20 C.....	36
KM 70/30 C BP ADV.....	37
KM 75/40 W Bp.....	38

### EXTRACTORS

PUZZI 8/1 C.....	39
------------------	----

### WET/DRY VACUUMS

NT 25/1 AP.....	40
NT 30/1 Tact TE.....	41
NT 40/1 Tact TE.....	42
NT 50/1 Tact TE.....	43
NT 30/1, 40/1, 50/1 ACCESSORIES.....	44
NT 48/1.....	45
NT 68/1.....	46

### SCRUBBERS

BR 35/12 C BP.....	47
BD 38/12 C BP.....	48
BD 50/50 C Classic BP.....	49
B 40 C/W BP.....	50
B 40 C/W BP Accessories.....	51
B 60 W BP.....	52
B 80 W BP.....	53
B 150 R BP.....	54
B 150 R BP Accessories.....	55
Cleaning Heads: B 40, 60, 80 W BP and B 150 R BP.....	56
Cleaning Heads & Brushes.....	58

### SPECIALTY

SG 4/4.....	60
SGV 6/5.....	61
SG1 C BP Gum Remover.....	62
AB 84 CUL.....	63
BV 11/1 HEPA.....	64
CV 300.....	65
EB 30/1.....	66
BDS 51/175 C.....	67

### DETERGENTS.....68

### SPECIALS.....75

### COMPARISON CHART.....80

## PHW





### Hot Water > Electric Powered > Diesel/Oil Heated

This workhorse has been a flagship for more than a quarter of a century, and now has patented Cool-Bypass\* technology that limits temperature buildup in the pump during periods of inactivity, prolonging the life of the equipment. Another innovation introduced to an already long list of features is Snap 'N Go kits, which allow easy upgrades to time delay shutdown, wireless remote operation, or auto start-stop. This industrial series includes our large frame LT Pump affixed to our proprietary Tru-Trac belt tension system, and an oversized 10-gallon diesel fuel capacity allows you to complete challenging cleaning jobs without interruption. The integrated float tank and metering valve allows for the easy introduction of detergents when needed. Whether cleaning hog confinements, farm equipment, or fleet vehicles, the PHW series is built to deliver top quality results.



- EASY!Force Trigger gun — zero effort required
- Belt-Drive Landa Kärcher Group Pump with 7-year warranty
- Patented Cool-Bypass\*
- 13" Flat-Free Tires
- Industrial-strength electric motor with multiple voltage options
- Many options: Time Delay, Auto Start/Stop, LanCom wireless remote control

\*Patent US 8,496,188 B2

Model #	Part #	GPM	PSI	Pump RPM	Pump	Motor HP	Volts	Phase	Amps	Ship Wt (lbs)	List Price
PHW3-11024D	1.109-078.0	2.8	1000	1725	LB3030R	2.0	120	1	20	590	\$5,410
 PHW4-22024A	1.109-079.0	4.0	2200	1025	LT6036R.2	6.2	230	1	29	625	\$6,950
PHW4-22024B	1.109-080.0	4.0	2200	1025	LT6036R.2	6.2	230	3	19	610	\$7,050
PHW4-22024C	1.109-081.0	4.0	2200	1025	LT6036R.2	6.2	460	3	11	615	\$7,050
PHW4-22024F	1.109-082.0	3.5	2200	940	LT6036R.2	5.0	575	3	10	615	\$7,060
PHW4-22024G	1.109-083.0	4.0	2200	1025	LT6036R.2	6.2	208	1	31	625	\$7,060
PHW4-22024H	1.109-084.0	4.0	2200	1025	LT6036R.2	6.2	208	3	21	610	\$7,060
 PHW4-30024A	1.109-085.0	3.9	3000	975	LT6036R.2	8.2	230	1	38	640	\$8,040
PHW4-30024B	1.109-086.0	3.9	3000	975	LT6036R.2	8.2	230	3	24	625	\$8,140
PHW4-30024C	1.109-087.0	3.9	3000	975	LT6036R.2	8.2	460	3	12	635	\$8,140
PHW4-30024F	1.109-088.0	3.5	3000	975	LT6036R.2	7.5	575	3	12	635	\$8,130
PHW4-30024G	1.109-089.0	3.9	3000	975	LT6036R.2	8.2	208	1	40	640	\$8,260
PHW4-30024H	1.109-090.0	3.9	3000	975	LT6036R.2	8.2	208	3	26	625	\$8,260
PHW5-30024B	1.109-091.0	4.8	3000	1500	LT6036R.2	10.0	230	3	30	625	\$8,750
PHW5-30024C	1.109-092.0	4.8	3000	1500	LT6036R.2	10.0	460	3	16	635	\$8,750

Dimensions: 52"L x 32"W x 38"H

#### Field Installed Options & Accessories

	List Price
8.917-509.0 LanCom Wireless Remote Control Kit	\$1,780.00
8.725-709.0 Additional LanCom Remote	\$352.50
8.917-817.0 LanCom Wall Mount Bracket	\$119.50
8.917-507.0 Snap-N-Go Auto Start/Stop Kit	\$231.00
8.917-508.0 Snap-N-Go Time Delay Kit	\$161.50
8.750-487.0 Pivot Hose Reel (100' capacity, reel only)	\$354.00
8.750-477.0 Non-Pivot Hose Reel (100' capacity, reel only)	\$272.00

#### Field Installed Options & Accessories

	List Price
8.917-798.0 Wheel Kit (2 casters)	\$200.00
8.754-435.0 13" Flat-Free Tire (qty 1)	\$42.25
8.917-683.0 Steam Combo Kit	\$221.00
8.917-714.0 Lifting Bracket/Hose Reel Platform Only	\$136.00
8.917-713.0 Lifting Bracket/Hose Reel Platform with E-Zee Reel & Plumbing (holds 100' of 3/8" hose, not included)	\$308.00



# HOT





## Hot Water > Electric Powered > Diesel/Oil Heated

Simple and affordable with efficient and reliable high-pressure hot water, this series is designed for ease of operation as well as portability. Don't let the simplicity fool you because this series includes all the rugged components you've come to expect in Landa Kärcher Group products, including a diesel burner matched up with our long lasting Dura-Coil. Match the HOT performance and quality specifications up against any of our rivals, and you will quickly discover the value is undeniable!



- EASY!Force Trigger gun — zero effort required
- Belt-Drive and Direct-Drive Pumps with 7-year warranty
- Burner mounted on the end for easy access; industrial-strength motor
- 13" Flat-Free Tires
- Optional hose reel platform
- Optional caster wheel kit for easy maneuverability

Model #	Part #	GPM	PSI	Pump	Pump RPM	Pump	Motor HP	Volts	Phase	Amps	Ship Wt (lbs)	List Price
HOT2-11026D*	1.109-093.0	2.0	1000	Axial	3480	AXIAL	1.5	115	1	18	425	\$3,620
HOT2-15026D*	1.109-094.0	1.9	1500	Axial	3450	AXIAL	2.0	120	1	20	428	\$3,720
HOT2-11024D	1.109-095.0	2.0	1000	Direct	1725	LF2030S	1.5	120	1	18	516	\$4,070
 HOT2-15024D	1.109-096.0	1.9	1500	Direct	1725	LF2030S	2.0	120	1	20	529	\$4,180
HOT3-11024D	1.109-097.0	2.8	1000	Direct	1725	LF2830S	2.0	120	1	20	530	\$4,370
 HOT4-20024A	1.109-098.0	3.5	2000	Belt	1350	LB4025R	5.0	230	1	25	561	\$5,760
HOT4-20024G	1.109-099.0	3.5	2000	Belt	1350	LB4025R	5.0	208	1	27	581	\$5,870
Extra-Hot Steamer (310° F):												
HOT3-30036D*	1.109-100.0	2.0	300	Axial	3480	AXIAL	1.5	115	1	12	519	\$4,010

Dimensions: 52"L x 27"W x 33"H \* 1-year warranty on axial pumps.

Quantity	Model #	Part #	Description	List Price	Total Price
5	HOT2-15024D	8.922-738.0	5-Pack Bulk Savings	\$4,180	\$19,160

Field Installed Options & Accessories			List Price
8.750-487.0	Pivot Hose Reel (100' capacity, reel only)		\$354.00
8.750-477.0	Non-Pivot Hose Reel (100' capacity, reel only)		\$272.00
8.917-541.0	Hose Reel Platform with E-Zee Reel & Plumbing (holds 100' of 3/8" hose, not included)*		\$245.00
8.917-522.0	Hose Reel Platform Only*		\$107.00
8.917-525.0	Wheel Kit (2 casters)		\$193.50
8.917-506.0	Float Tank with Inlet Detergent Metering Valve		\$353.00
9.802-283.0	Hour Meter (machine pre-wired for easy installation)		\$46.90

\* Should not be used as a lifting rack



# HDS Upright Class

Hot Water > Electric Powered > Diesel Heated

Mobility at its finest. This high-performance, robust upright machine offers outstanding maneuverability, easy transport and intuitive operation. Ideal for tradesmen, commercial use and contract cleaners.



- EASY!Force Trigger gun – zero effort required
- Axial Pumps with 7-year warranty
- Fine mesh filter reliably protects against dirt particle damage
- EASY!Lock - Quick lock screw connection
- Flat-Free Tires & Auto Shutdown
- Compatible with biodiesel fuel

Model #	Part #	GPM	PSI	HP	Electrical	Amps	Pumps	Ship Dimensions (L x W x H) inches	Ship Wt (lbs)	List Price
HDS 1.7/12 U Ed	1.064-907.0	1.7	1200	2.3	110-120V / 1ph	12.5	Kärcher Axial	28 x 28 x 46	178	\$2,990

Dimensions: 25" L x 25" W x 39"H

Field Installed Options & Accessories		List Price
4.118-005.0*	EASY!Force Trigger Gun	\$75.00
4.112-006.0*	33" Spray Lance	\$93.80
6.110-034.0*	33' High-Pressure Hose	\$108.00
4.117-027.0*	Triple Jet Nozzle, 032	\$84.65
2.112-015.0	Gutter Cleaning Lance	\$311.00
4.112-032.0	Underbody Lance	\$148.00
6.110-051.0	High-Pressure Hose, 10m DN8 (suitable for food industry, extension piece)	\$287.50
6.110-049.0	Pipe Cleaning Hose	\$187.00
2.110-013.0	FR 30 ME Surface Cleaner	\$357.00
2.111-011.0	Surface Cleaner FR 30	\$292.00
4.115-000.0	Wet Blasting Attachment	\$375.00
4.113-003.0	Rotating Washing Brush (natural fiber bristles)	\$122.00
4.113-004.0	Rotating Washing Brush (nylon bristles)	\$61.80
2.113-000.0	Power Nozzle, 25° Spray Angle	\$17.35
4.114-019.0	Dirtblaster Nozzle 035	\$80.60
4.637-033.0	Detergent Injector for High Pressure	\$215.00
2.115-000.0	Quick Coupling	\$69.35
2.115-001.0	Plug Nipple	\$33.65
4.112-000.0	41" Spray Lance	\$106.00

\* Included

# ENG

## Hot Water > Electric Powered > Natural Gas or LP Heated

Landa Kärcher Group offers the ENG with an even more compact footprint than the 15/20 HP models. Even with a smaller frame, this ENG provides the ultimate in cleaning action, and includes many of the same great features as its larger counterpart. Small in size but big on innovation and quality, the ENG series provides a lot of bang for the buck!



- EASY!Force Trigger gun — zero effort required
- Compact footprint packs a lot of cleaning ability into a small space
- Patented Cool-Bypass\*\* helps to extend the life of the pump
- Tru-Tite belt tensioning system helps to extend the life of the belt
- Optional LanCom Remote allows users to continue working without having to run back and forth to the machine

\*Patent US D735,959 S \*\*Patent US 8,496,188 B2

Model #	NG Part #	LP Part #	GPM	PSI	Pump RPM	Pump	NG BTU*	Motor HP	Volts	Phase	Amps	Ship Wt (lbs)	List Price
ENG4-20024A	1.109-800.0	1.109-837.0	3.5	2000	1350	LB4025R	310,000	5.0	230	1	25	815	\$6,430
ENG4-22024A	1.109-801.0	1.109-838.0	4.0	2200	1250	LM4035R	364,000	6.2	230	1	29	843	\$7,180
ENG4-22024B	1.109-802.0	1.109-839.0	4.0	2200	1250	LM4035R	364,000	6.2	230	3	16	843	\$7,180
ENG4-22024C	1.109-803.0	1.109-840.0	4.0	2200	1250	LM4035R	364,000	6.2	460	3	7	843	\$7,180
ENG4-22024F	1.109-804.0	1.109-841.0	4.0	2200	1250	LM4035R	364,000	6.2	575	3	6.5	843	\$7,390
ENG4-22024G	1.109-805.0	1.109-842.0	4.0	2200	1250	LM4035R	364,000	6.2	208	1	30	843	\$7,390
ENG4-22024H	1.109-806.0	1.109-843.0	4.0	2200	1250	LM4035R	364,000	6.2	208	3	18	843	\$7,390
ENG4-30024A	1.109-807.0	1.109-844.0	3.9	3000	1225	LM4035R	354,000	8.2	230	1	36	856	\$7,680
ENG4-30024B	1.109-808.0	1.109-845.0	3.9	3000	1225	LM4035R	354,000	8.2	230	3	25	856	\$7,680
ENG4-30024C	1.109-809.0	1.109-846.0	3.9	3000	1225	LM4035R	354,000	8.2	460	3	11	856	\$7,680
ENG4-30024F	1.109-810.0	1.109-847.0	3.9	3000	1225	LM4035R	354,000	8.2	575	3	14	856	\$7,820
ENG4-30024G	1.109-811.0	1.109-848.0	3.9	3000	1225	LM4035R	354,000	8.2	208	1	38	856	\$7,820
ENG4-30024H	1.109-812.0	1.109-849.0	3.9	3000	1225	LM4035R	354,000	8.2	208	3	27	856	\$7,820
ENG5-23024A	1.109-813.0	1.109-850.0	5.0	2300	1200	LT6035R	439,000	8.2	230	1	36	856	\$7,680
ENG5-23024B	1.109-814.0	1.109-851.0	5.0	2300	1200	LT6035R	439,000	8.2	230	3	25	856	\$7,680
ENG5-23024C	1.109-815.0	1.109-852.0	5.0	2300	1200	LT6035R	439,000	8.2	460	3	11	856	\$7,680
ENG5-23024F	1.109-816.0	1.109-853.0	5.0	2300	1200	LT6035R	439,000	8.2	575	3	14	856	\$7,820
ENG5-23024G	1.109-817.0	1.109-854.0	5.0	2300	1200	LT6035R	439,000	8.2	208	1	38	856	\$7,820
ENG5-23024H	1.109-818.0	1.109-855.0	5.0	2300	1200	LT6035R	439,000	8.2	208	3	27	856	\$7,820
ENG5-30024A	1.109-819.0	1.109-856.0	4.8	3000	1160	LT6035R	415,000	10.0	230	1	42	885	\$8,790
ENG5-30024B	1.109-820.0	1.109-857.0	4.8	3000	1160	LT6035R	415,000	10.0	230	3	26	885	\$8,790
ENG5-30024C	1.109-821.0	1.109-858.0	4.8	3000	1160	LT6035R	415,000	10.0	460	3	15	885	\$8,790
ENG5-30024F	1.109-822.0	1.109-859.0	4.8	3000	1160	LT6035R	415,000	10.0	575	3	14	885	\$9,010
ENG5-30024G	1.109-823.0	1.109-860.0	4.8	3000	1160	LT6035R	415,000	10.0	208	1	49	885	\$9,010
ENG5-30024H	1.109-824.0	1.109-861.0	4.8	3000	1160	LT6035R	415,000	10.0	208	3	32	885	\$9,010

Dimensions: 49"L x 24"W x 48"H \* See product bid specifications for details regarding LP BTUs. Ratings may vary.

# ENG

## Hot Water > Electric Powered > Natural Gas or LP Heated

If you're tight on space but have big cleaning needs, Landa Kärcher Group's patented\* ENG is the perfect machine for you! There isn't a more compact natural gas pressure washer on the market. The ENG packs a ton of features into an incredibly tiny footprint. Start with Landa Kärcher Group's patented Cool-Bypass\*\* system that keeps the water temperature low while the machine is in bypass mode, extending the life of the pump. Other innovative features include Landa Kärcher Group's Tru-Tite belt tensioning system, which relies on a spring-loaded idler arm to keep the belt aligned and tensioned, reducing wear and tear on the belt; and the Fielder's Choice system, which allows you to switch the inlet/outlet connections from one side to the other, adding versatility and making installation a breeze.



- EASY!Force Trigger gun — zero effort required
- Compact footprint packs a lot of cleaning ability into a small space
- Patented Cool-Bypass\*\* helps to extend the life of the pump
- Tru-Tite belt tensioning system helps to extend the life of the belt
- Optional LanCom Remote allows users to continue working without having to run back and forth to the machine

\*Patent US D735,959 S \*\*Patent US 8,496,188 B2

Model #	NG Part #	LP Part #	GPM	PSI	Pump RPM	Pump	NG BTU*	Motor HP	Volts	Phase	Amps	Ship Wt (lbs)	List Price
ENG6-32024B	1.109-825.0	1.109-862.0	6.3	3200	1525	LT6035R	507,000	15.0	230	3	39	1825	\$11,040
ENG6-32024C	1.109-826.0	1.109-863.0	6.3	3200	1525	LT6035R	507,000	15.0	460	3	19	1825	\$11,040
ENG6-32024F	1.109-827.0	1.109-864.0	6.3	3200	1525	LT6035R	507,000	15.0	575	3	18	1825	\$11,090
ENG6-32024H	1.109-828.0	1.109-865.0	6.3	3200	1525	LT6035R	507,000	15.0	208	3	39	1825	\$11,090
ENG8-32024B <sup>‡</sup>	1.109-829.0	1.109-866.0	8.0	3200	1370	LX9536R	658,000	20.0	230	3	46	1840	\$12,760
ENG8-32024C <sup>‡</sup>	1.109-830.0	1.109-867.0	8.0	3200	1370	LX9536R	658,000	20.0	460	3	26	1840	\$12,760
ENG8-32024F <sup>‡</sup>	1.109-831.0	1.109-868.0	8.0	3200	1370	LX9536R	658,000	20.0	575	3	21	1840	\$12,860
ENG8-32024H <sup>‡</sup>	1.109-832.0	1.109-869.0	8.0	3200	1370	LX9536R	658,000	20.0	208	3	60	1840	\$12,860
ENG10-30024B <sup>‡</sup>	1.109-833.0	1.109-870.0	9.5	3000	1400	LX1036R	816,000	20.0	230	3	52	1910	\$13,710
ENG10-30024C <sup>‡</sup>	1.109-834.0	1.109-871.0	9.5	3000	1400	LX1036R	816,000	20.0	460	3	26	1910	\$13,710
ENG10-30024F <sup>‡</sup>	1.109-835.0	1.109-872.0	9.5	3000	1400	LX1036R	816,000	20.0	575	3	21	1910	\$13,720
ENG10-30024H <sup>‡</sup>	1.109-836.0	1.109-873.0	9.5	3000	1400	LX1036R	816,000	20.0	208	3	60	1910	\$13,720

Dimensions: 64"L x 35"W x 61"H <sup>‡</sup> EASY!Force not available on this model. \* See product bid specifications for details regarding LP BTUs. Ratings may vary.

Field Installed Options & Accessories	List Price	Field Installed Options & Accessories	List Price
8.917-509.0 LanCom Wireless Remote System	\$1,780.00	8.917-508.0 Snap-N-Go Time Delay Kit	\$161.50
8.921-832.0 Additional LanCom Wireless Remote	\$441.00	8.921-776.0 Steam Combo Kit	\$177.50
8.917-817.0 LanCom Wireless Remote Wall Mount Bracket	\$119.50	9.801-040.0 Draft Diverter, 10" (Fits 4 and 5 GPM Models)	\$144.00
8.921-773.0 Wired Remote Control Kit for Detergent (requires 8.921-774.0)	\$215.00	8.717-730.0 Draft Diverter, 12" (Fits 6, 8 and 10 GPM Models)	\$224.00
8.921-774.0 Wired Remote Control Kit for Pump & Burner	\$445.00	8.753-474.0 Draft Damper, 10"	\$24.30
8.922-157.0 Remote Control Box (for additional wired remotes only)	\$389.50	8.753-478.0 Draft Damper, 12"	\$16.90
8.917-507.0 Snap-N-Go Auto Start/Stop Kit w/ Lock Out (no remote, requires 8.917-509.0)	\$231.00	8.753-707.0 Reducer, Stack 10" to 8"	\$22.15
9.807-646.0 Snap-N-Go Auto Start/Stop Kit w/o Lock Out (wired remote, requires 8.921-774.0)	\$232.00	8.753-706.0 Reducer, Stack 12" to 10"	\$27.35
		8.923-213.0 Fielder's Choice System	\$40.80



# VHG



## Hot Water > Electric Powered > Natural Gas or LP Heated

Compact but heavy duty, this natural gas model's footprint is a mere 24" x 53" for the smallest unit, making it an ideal choice for congested work areas or wash bays where space is at a premium. The small size makes it no less efficient; with cleaning power up to 3000 PSI and 8 GPM, this machine delivers enough cleaning action to tackle a variety of challenges, and includes an optional wireless remote control. The VHG is especially adept at cleaning and maintaining the appearance of the dirtiest fleet or construction equipment.



- EASY!Force Trigger gun — zero effort required
- Belt-Drive Landa Kärcher Group Pump with 7-year warranty
- Patented Cool-Bypass\*
- Smart control provides control over run time, auto start/stop and shutdown functionality
- Optional wireless remote allows users to work up to 300 feet away

\*Patent US 8,496,188 B2

Model #	Part #	GPM	PSI	Pump RPM	Pump	Motor HP	Volts	Phase	Amps	Approx BTUs	Ship Wt (lbs)	List Price
VHG4-20024A	1.109-534.0	3.5	2000	1175	LM4035R.3	5.0	230	1	25	364,000	750	\$7,060
VHG4-22024A	1.109-535.0	4.0	2200	835	LT6036R.2	6.2	230	1	27	364,000	790	\$7,780
VHG4-22024B	1.109-536.0	4.0	2200	835	LT6036R.2	6.2	230	3	15	364,000	770	\$7,780
VHG4-22024C	1.109-537.0	4.0	2200	835	LT6036R.2	6.2	460	3	8	364,000	780	\$7,780
VHG4-22024G	1.109-538.0	4.0	2200	835	LT6036R.2	6.2	208	1	29	364,000	790	\$7,990
VHG4-22024H	1.109-539.0	4.0	2200	835	LT6036R.2	6.2	208	3	18	364,000	780	\$7,990
VHG4-30024A	1.109-541.0	3.9	3000	775	LT6036R.2	8.2	230	1	36	354,000	868	\$7,880
VHG4-30024B	1.109-542.0	3.9	3000	775	LT6036R.2	8.2	230	3	25	354,000	815	\$7,880
VHG4-30024C	1.109-543.0	3.9	3000	775	LT6036R.2	8.2	460	3	15	354,000	815	\$7,880
VHG4-30024G	1.109-544.0	3.9	3000	775	LT6036R.2	8.2	208	1	38	354,000	815	\$8,300
VHG4-30024H	1.109-545.0	3.9	3000	775	LT6036R.2	8.2	208	3	27	354,000	815	\$8,300
VHG5-30024B	1.109-546.0	4.8	3000	1035	LT6036R.2	10.0	230	3	29	480,000	780	\$9,460
VHG5-30024C	1.109-547.0	4.8	3000	1035	LT6036R.2	10.0	460	3	14	480,000	835	\$9,460
VHG5-30024H	1.109-548.0	4.8	3000	1035	LT6036R.2	10.0	208	3	30	480,000	780	\$9,560
VHG6-30024B	1.109-549.0	6.0	3000	1525	LT6036L.2	15.0	230	3	39	507,000	1675	\$13,010
VHG6-30024C	1.109-550.0	6.0	3000	1525	LT6036L.2	15.0	460	3	19	507,000	1675	\$13,010
VHG8-30024B <sup>‡</sup>	1.109-552.0	8.0	3000	1370	LX9536L.2	20.0	230	3	52	658,000	1845	\$14,130
VHG8-30024C <sup>‡</sup>	1.109-553.0	8.0	3000	1370	LX9536L.2	20.0	460	3	26	658,000	1845	\$14,130

Dimensions: VHG4/VHG5 53"L x 24"W x 49"H VHG6/VHG8 66"L x 35"W x 62"H <sup>‡</sup> EASY!Force not available on this model.

Field Installed Options & Accessories	List Price	Field Installed Options & Accessories	List Price
<b>Available for All Models</b>		<b>Available for Models Over 5 GPM</b>	
8.924-815.0	Wired Remote Operator Station Kit (use for as primary or secondary remote)	8.717-730.0	Draft Diverter, 12" (15 & 20 HP models)
	\$388.00	8.904-068.0	LP Conversion Kit (15 & 20 HP models) ♦
8.924-816.0	Electronic Detergent Kit (compatible with wired or wireless remotes)	8.903-545.0	SS Coil Wrap, 4-Panel Skirt & Cover ♦
	\$224.00	8.903-546.0	Large Stainless Steel Coil Wrap ♦
8.924-814.0	Wireless 6 Channel Remote Kit (one remote)*		
	\$560.00	<b>Available for Models Up to 5 GPM</b>	
8.925-072.0	Wireless 6 Channel Remote Kit (two remotes)*	8.903-543.0	Wheeled Cart for VHG Propane Model
	\$764.00		\$1,178.00
8.924-878.0	Wall Mount Remote Bracket Kit	9.801-040.0	Draft Diverter, 10"
	\$61.20		\$144.00
9.802-633.0	LP Gas Regulator Assembly	9.801-019.0	LP Conversion Kit ♦
	\$317.00		\$96.00
<b>Options For Older VHG Units Only [Pre Smart Control]</b>		8.903-541.0	SS Coil Wrap, 4-Panel Skirt & Cover ♦
8.941-545.0	Additional LanCom Remote		\$713.00
	\$391.50	8.903-542.0	Small Stainless Steel Coil Wrap ♦
8.930-131.0	Wall Mount Bracket for Fixed LC Remote		\$400.00
	\$23.25		

♦ Factory Installed \* Special Ordering Process, 90-Day Lead Time

## VNG



### Hot Water > Electric Powered > Natural Gas or LP Heated

A variety of exciting options and features make the VNG one of the most versatile machines in the industry. Housed in an attractive and sturdy metal cabinet, this machine offers easy access to its control panel and indicator lights. The VNG is loaded with quality and safety features throughout and is flexible enough to support up to four optional remote wash stations, making it the industry standard for natural gas heated hot water pressure washers.



- EASY!Force Trigger gun — zero effort required
- Belt-Drive Landa Kärcher Group Pump with 7-year warranty
- Features electronic ignition, and pressure gauge
- Smart control provides control over run time, Auto Start/Stop and shut down functionality
- Optional wireless remote allows users to work up to 300 feet away

\*Patent US D665,901 S

Model #	Part #	GPM	PSI	Pump RPM	Pump	Motor HP	Volts	Phase	Amps	Approx BTUs	Ship Wt (lbs)	List Price
VNG4-20024A	1.109-563.0	4.0	2000	930	LT6036R.2	6.2	230	1	27	360,000	1010	\$9,450
VNG4-20024B	1.109-564.0	4.0	2000	930	LT6036R.2	6.2	230	3	15	360,000	990	\$9,550
VNG4-20024C	1.109-565.0	4.0	2000	930	LT6036R.2	6.2	460	3	8	360,000	990	\$9,550
VNG4-20024H	1.109-568.0	4.0	2000	930	LT6036R.2	6.2	208	3	18	360,000	1000	\$9,750
VNG4-30024A	1.109-569.0	3.9	3000	775	LT6036R.2	8.2	230	1	36	354,000	1030	\$10,250
VNG4-30024B	1.109-570.0	3.9	3000	775	LT6036R.2	8.2	230	3	25	354,000	1030	\$10,350
VNG4-30024C	1.109-571.0	3.9	3000	775	LT6036R.2	8.2	460	3	15	354,000	1030	\$10,350
VNG4-30024H	1.109-574.0	3.9	3000	775	LT6036R.2	8.2	208	3	27	354,000	1010	\$10,550
VNG6-30024B	1.109-575.0	6.0	3000	1525	LT6036L.2	15.0	230	3	39	507,000	1830	\$14,950
VNG6-30024C	1.109-576.0	6.0	3000	1525	LT6036L.2	15.0	460	3	19	507,000	1830	\$14,950
VNG8-30024B <sup>†</sup>	1.109-579.0	8.0	3000	1370	LX9536L.2	20.0	230	3	52	658,000	1845	\$15,950
VNG8-30024C <sup>†</sup>	1.109-580.0	8.0	3000	1370	LX9536L.2	20.0	460	3	26	658,000	1845	\$15,950
VNG8-30024H <sup>†</sup>	1.109-582.0	8.0	3000	1370	LX9536L.2	20.0	208	3	54	658,000	1845	\$16,250
VNG10-20024B <sup>†</sup>	1.109-559.0	10.0	2000	1630	LX1036L.2	20.0	230	3	46	816,000	1925	\$17,250
VNG10-20024C <sup>†</sup>	1.109-560.0	10.0	2000	1630	LX1036L.2	20.0	460	3	23	816,000	1925	\$17,250

Dimensions: VNG4 45"L x 36"W x 48"H VNG6/VNG8/VNG10 70"L x 43"W x 57"H <sup>†</sup> EASY!Force not available on this model.

Field Installed Options & Accessories		List Price	Field Installed Options & Accessories		List Price
<b>Available for All Models</b>			<b>LP-Gas Conversion Kits</b>		
8.924-815.0	Wired Remote Operator Station Kit (use for as primary or secondary remote)	\$388.00	9.801-019.0	LP Conversion Kit (for models up to 4 GPM) ♦	\$96.00
8.924-816.0	Electronic Detergent Kit (compatible with wired or wireless remotes)	\$224.00	8.904-068.0	LP Conversion Kit (for models over 4 GPM) ♦	\$77.00
8.924-814.0	Wireless 6 Channel Remote Kit (one remote)*	\$560.00	9.802-633.0	LP Regulator Assembly	\$317.00
8.925-072.0	Wireless 6 Channel Remote Kit (two remotes)*	\$764.00	<b>Options For Older VNG Units Only [Pre Smart Control]</b>		
8.924-878.0	Wall Mount Remote Bracket Kit	\$61.20	8.941-545.0	Additional LanCom Remote	\$400.00
9.801-040.0	Draft Diverter, 10" (for models up to 4 GPM)	\$144.00	8.930-131.0	Wall Mount Bracket for Fixed LanCom Remote	\$23.25
8.717-730.0	Draft Diverter, 12" (for models over 4 GPM)	\$224.00	♦ Factory Installed * Special Ordering Process, 90-Day Lead Time		

## VHP



### Hot Water > Electric Powered > LP Gas Heated

Looking for a heavy-duty pressure washer that can handle the dirt and grime indoors and out? Then the versatile VHP is the right machine for the task. Available in both 120V and 230V configurations, this hot water pressure washer features cleaning power up to 2.5 GPM and 2000 PSI. And, since the VHP is built with tubed pneumatic tires, this heavy-duty series delivers power wherever the job takes you. It is designed for vapor type propane only.



- EASY!Force Trigger gun — zero effort required
- Belt-Drive Landa Kärcher Group Pump with 7-year warranty
- Four tubed pneumatic tires provide excellent maneuverability
- Extra-durable heating coil is made of leak-free, cold-rolled, Schedule 80 steel pipe and features a five-year warranty
- Features a rugged 10 gauge steel chassis with polyester powder coat finish

Model #	Part #	GPM	PSI	Pump RPM	Pump	Motor HP	Volts	Phase	Amps	Approx BTUs	Ship Wt (lbs)	List Price
VHP2-15024D	1.109-556.0	1.8	1500	1100	LB3030R	2	120	1	17	140,000	470	\$5,450
VHP3-20024A	1.109-557.0	2.5	2000	1375	LB3030R	5	230	1	20	245,000	500	\$6,250

Dimensions: 50"L x 26"W x 41"H

Field Installed Options & Accessories		List Price
8.903-538.0	Stainless Steel Coil Wrap & Motor Cover	\$471.00
8.903-501.0	Electric Ignition (convenience in lighting pilot)	\$610.00



## EHW




### Hot Water > Electric Powered > Electric Heated

The perfect choice for in-plant cleaning, this series couldn't be easier to operate – just plug it in and get hot water! The lack of combustible fuels or hazardous fumes makes it safe to store under the stairs or in a closet. The heating coil is uniquely designed for immersion in a tank of hot water for reduced maintenance needs, and a layer of oil floating atop the water assists in heat retention and prevents evaporation. The EHW is enclosed in a stainless steel cabinet and mounted on a platform, and can be fitted with our LanCom wireless remote system, time delay shutdown, and other labor saving options. Generating no fumes or noise, and easy to store, you'll wonder why you didn't choose this unit for your indoor cleaning needs ages ago!



- EASY!Force Trigger gun – zero effort required
- Creates instant hot water without an open flame, combustible fuel or hazardous fumes, making it ideal for in-plant cleaning
- Belt-Drive Landa Kärcher Group Pump with 7-year warranty
- Time delay shutdown allowing operator to adjust from 2-10 minutes
- Optional LanCom Remote allows users to work up to 300 feet away

Model #	Part #	GPM	PSI	Pump RPM	Pump	Motor HP	Volts	Phase	Amps	KW	Ship Wt (lbs)	List Price
EHW4-20024C	1.109-500.0	4.2	2000	1015	LT6036R.2	6.2	460	3	55	40.5	620	\$10,400
 EHW4-30024C	1.109-501.0	3.5	3000	845	LT6036R.2	7.5	460	3	59	40.5	640	\$10,910
EHW4-20024F	1.109-954.0	3.5	2000	845	LT6036R.2	5.0	575	3	46	40.5	620	\$10,400
EHW4-30024F	1.109-955.0	3.5	3000	845	LT6036R.2	7.5	575	3	49	40.5	640	\$11,270

Dimensions: 34"L x 25"W x 52"H

Field Installed Options & Accessories		List Price
8.930-163.0	LanCom Wireless Remote Control System, 1-Step Detergent *♦	\$963.00
8.930-177.0	LanCom Wireless Remote Control System, 2-Step Detergent *♦	\$1,209.00
8.930-358.0	Additional LanCom Remote *	\$281.00
8.930-131.0	Wall Mount Bracket for Fixed LanCom Remote *	\$23.25

♦ Factory Installed      \* For 460V Units Only



# MHC





## Hot Water > Gasoline Powered > Diesel/Oil Heated

With a rugged frame, stainless steel top wrap, and 13" flat-free tires, the MHC is both durable and portable, and easy to maneuver over flat surfaces and around corridors and hallways. The control panel is strategically located, allowing you to easily adjust the thermostat and hour meter depending on your needs. A technologically advanced engine-and-regulator combination eliminates the need for a battery or electrical connection, making it a convenient and versatile on-site choice for keeping your restaurant, resort, spa, or hotel clean and inviting!



- EASY!Force Trigger gun — zero effort required
- Direct-Drive Landa Kärcher Group Pump with 7-year warranty
- Stainless steel top wrap
- 13" Flat-free tires and a wheel brake for added stability
- Optional caster wheel kit for easier maneuverability
- Optional Cool-Bypass\*

\*Patent US 8,496,188 B2a

Model #	Part #	GPM	PSI	Pump RPM	Pump	Engine	CCs	Ship Wt (lbs)	List Price
MHC3-30324	1.110-038.0	3.0	3000	3400	LP3035G1	Honda GX270	270	575	\$6,720
MHC4-30324	1.110-039.0	3.5	3000	3400	LS3540G3	Honda GX340	337	590	\$7,130
 MHC4-30324E	1.110-040.0	3.5	3000	3400	LS3540G3	Honda GX340	337	595	\$7,540
MHC4-30324E/S	1.110-041.0	3.5	3000	3400	LS3540G3	Honda GX390	389	600	\$7,720
 MHC4-35324E	1.110-042.0	3.5	3500	3400	LS3540G3	Honda GX390	389	600	\$7,720

Dimensions: 52"L x 29"W x 45"H

Field Installed Options & Accessories		List Price
8.915-496.0	360° Pivot Hose Reel Kit (100' capacity, reel only)	\$455.00
8.750-487.0	Pivot Hose Reel (100' capacity, reel only)	\$354.00
8.750-477.0	Non-Pivot Hose Reel (100' capacity, reel only)	\$272.00
8.917-541.0	Hose Reel Platform with E-Zee Reel & Plumbing (holds 100' of 3/8" hose, not included)*	\$245.00
8.917-522.0	Hose Reel Platform Only*	\$107.00
8.915-404.0	Wheel Kit (2 front caster wheels)	\$255.00
8.915-406.0	Float Tank & Inlet Detergent Valve	\$437.00
8.916-184.0	Lifting Bracket	\$166.00
8.915-494.0	Trailer Mount Kit	\$106.00

\* Should not be used as a lifting rack

## MHP



### Hot Water > Gasoline Powered > Diesel/Oil Heated

Looking for the ruggedness of a skid style pressure washer with the convenience and portability of a smaller unit? The MHP is the perfect hybrid, combining a hardy 1 ¼-inch square steel tube and with an extra narrow chassis and frame for easy maneuverability through doorways and other tight spaces. The side panels are easily removable should your machine require servicing. An optional hose reel and wheel kit add value and versatility to this unit, helping you clean even the most cramped spaces easily and efficiently.



- EASY!Force Trigger gun — zero effort required
- Heavy-duty Honda or Vanguard engines with keyed electric start
- Belt-Drive Landa Kärcher Group Pump with 7-year warranty
- Industrial-strength electric motor with multiple voltage options
- Optional pivot hose reel
- Optional caster wheel kit for easier maneuverability

\*Patent US D665,901 S

Model #	Part #	GPM	PSI	Pump RPM	Pump	Engine	CCs	Ship Wt (lbs)	List Price
MHP4-35324E	1.110-503.0	3.8	3500	1185	LT4540L.2	Honda GX390	389	595	\$8,670
MHP4-35224E	1.110-502.0	3.8	3500	1185	LT4540L.2	Vanguard 18	479	560	\$9,240

Dimensions: 48"L x 21"W x 42"H E = Electric start engine (battery not included)

Field Installed Options & Accessories		List Price
8.750-487.0	Pivot Hose Reel (100' capacity, reel only)	\$354.00
8.904-533.0	Wheel Kit (4 caster wheels)	\$455.00
8.903-530.0	Stainless Steel Outer Wrap ♦	\$544.00
8.903-596.0	Float Tank and Inlet Detergent Metering Valve ♦	\$366.00

♦ Factory Installed



## PGDC



### Hot Water > Gasoline Powered > Diesel/Oil Heated

Using a 12-volt DC burner assembly offers a rugged skid frame with robust cleaning performance specifications at an economical price. This self-contained workhorse can tackle virtually any outdoor cleaning project once you provide the water. An optional wheel kit makes this already versatile machine even more portable, allowing for easy transport on-site. With a reliable Honda or Vanguard gasoline engine, this machine can provide hours of continuous worry-free cleaning power.



- EASY!Force Trigger gun — zero effort required
- Heavy-duty Honda or Vanguard engines with keyed electric start
- Belt-Drive Landa Kärcher Group Pump with 7-year warranty
- Stainless steel top wrap
- Safety features include a rupture disk, thermal pump protector, and high-temperature shutoff to guard against buildup of excessive heat or pressure

\*Patent US D665,901 S

Model #	Part #	GPM	PSI	Pump RPM	Pump	Engine	CCs	Ship Wt (lbs)	List Price
PGDC4-35324E	1.110-049.0	3.8	3500	1185	LT4540L.2	Honda GX390	389	697	\$8,850
PGDC5-35224E	1.110-050.0	4.7	3500	1185	LT6036L.2	Vanguard 18	479	630	\$8,550
PGDC5-35324E	1.110-051.0	4.7	3500	1185	LT6036L.2	Honda GX630	688	653	\$9,780
PGDC8-30324E	1.110-072.0	8.0	3000	1460	LX9536L.2	Honda GX660	688	760	\$11,600

Dimensions: 48"L x 32"W x 44"H E = Electric start engine (battery not included)

Field Installed Options & Accessories		List Price
8.904-525.0	Wheel Kit (4 tires)	\$566.00
8.915-496.0	360° Pivot Hose Reel Kit (100' capacity, reel only)	\$455.00
8.903-522.0	Non-Pivot Hose Reel Mounting Kit (100' capacity, reel only)	\$267.00
9.804-067.0	E-Zee Hose Reel (100' capacity, reel only)	\$109.50
8.749-946.0	Vinyl Skid Cover	\$525.00
8.916-588.0	Stainless Steel Bottom Wrap ♦	\$348.00
8.916-606.0	Float Tank with Inlet Detergent Metering Valve ♦	\$317.00

♦ Factory Installed

## PGHW




### Hot Water > Gasoline Powered > Diesel/Oil Heated

There is a reason this model has been our most popular skid unit for over two decades – classic rugged design with a compact footprint. Whether you drop this into the bed of a pickup or mount on a custom trailer, this gasoline-powered machine is meant to travel to wherever the dirt and grime needs to be attacked. With models capable of delivering up to 5 gallons of water per minute and up to 5,000 pounds per square inch of surface pressure you can choose a model tailor fit for your individual cleaning application. You will find this model a favorite among contract cleaners, facilities managers, municipalities, and oil field service companies because it delivers solid performance and unmatched reliability.



- EASY!Force Trigger gun – zero effort required
- Belt-Drive Landa Kärcher Group Pump with 7-year warranty
- Industrial-duty gasoline-powered engine with overhead valves
- Rugged 1½-inch square tube open-air frame with forklift guides
- Rust-free float tank provides backflow protection
- Inlet detergent injection applies soap while washing in high-pressure mode

Model #	Part #	GPM	PSI	Pump RPM	Pump	Engine	CCs	Ship Wt (lbs)	List Price
PGHW4-30324E	1.110-048.0	3.5	3000	1125	LT4540L.2	Honda GX390	389	725	\$10,050
PGHW5-30224E	1.110-046.0	4.8	3000	1375	LT6036L.2	Vanguard 18	479	825	\$9,830
 PGHW5-35324E	1.110-045.0	4.7	3500	1360	LT6036L.2	Honda GX630	688	840	\$10,960
PGHW4-40324E	1.110-047.0	4.0	4000	1425	LT4540L.2	Honda GX630	688	840	\$10,470
PGHW5-50524E*	1.110-512.0	5.0	5000	1585	LX5450L	Kawasaki FD2750D	745	1285	\$15,570
PGHW8-30324E†	1.110-071.0	8.0	3000	1460	LX9536L.2	Honda GX660	850	850	\$12,525

Dimensions: 48"L x 32"W x 44"H PGHW5-50524E 48"L x 39"W x 42"H

E = Electric start engine (battery not included) † EASY!Force not available on this model. \* PGHW5-50524E cannot be sold into or out of California

Field Installed Options & Accessories		List Price
8.915-496.0	360° Pivot Hose Reel Kit (100' capacity, reel only)	\$455.00
8.903-522.0	Non-Pivot Hose Reel Mounting Kit (100' capacity, reel only)	\$267.00
9.804-067.0	E-Zee Hose Reel (100' capacity, reel only)	\$109.50
8.904-525.0	Wheel Kit (4 tires)**	\$566.00
8.749-946.0	Vinyl Skid Cover**	\$525.00
8.916-585.0	Steam Valve Kit	\$142.00
8.916-588.0	Stainless Steel Bottom Wrap ♦	\$348.00

\* Factory Installed

\*\* Not available for PGHW5-50524E



## PDHW



### Hot Water > Diesel Powered > Diesel/Oil Heated

This series fills the gap for those who are looking for the versatility of a compact pressure washer with the ruggedness and cleaning power of a full-size skid unit. It's packed with features and options that make it highly adaptable for use in a variety of different applications. You'll find a 2,900-watt generator that provides plenty of power for the burner, as well as a 120V outlet for low-wattage needs; forklift guides for easy transporting, mounting brackets to attach to a trailer, and an oversized, tilt-out fuel tank that'll assure you have hours of uninterrupted cleaning. A sturdy steel frame is available in a polyester powder coat finish for added weather protection, or all-stainless steel for the ultimate insurance in high corrosion environments, making this unit the ideal choice for an offshore oil drilling operation. Highly versatile and built with the same attention to quality you've come to expect from Landa Kärcher Group, the PDHW is a great all-around "mid-size" choice for all your cleaning needs!



- EASY!Force Trigger gun — zero effort required
- Industrial-duty Kubota diesel engine with keyed electric start
- Belt-Drive Landa Kärcher Group Pump with 7-year warranty
- High-efficiency 12V burner on some models
- Conveniently placed control panel features indicator lights and hour meter
- Optional wheel kit, hose reel platform, spark arrestor, and lift/stack platform

Model #	Part #	GPM	PSI	Pump RPM	Pump	Engine	CCs	Burner Voltage	Ship Wt (lbs)	List Price
PDHW5-35624E	1.110-060.0	4.7	3500	1125	LT6036L.2	Kubota Z602	599	12V DC	948	\$16,900
PDHW5-35624E/SS	1.110-061.0	4.7	3500	1125	LT6036L.2	Kubota Z602	599	12V DC	948	\$19,300
PDHW5-35624E/G	1.110-062.0	4.7	3500	1125	LT6036L.2	Kubota Z602	599	120V AC	998	\$18,000
PDHW5-35624E/G/SS	1.110-063.0	4.7	3500	1125	LT6036L.2	Kubota Z602	599	120V AC	998	\$20,400

Dimensions: 48"L x 32"W x 44"H E = Electric start engine (battery not included) G = 2,900 watt generator SS = Stainless steel frame

Field Installed Options & Accessories		List Price
8.919-983.0	Hose Reel Platform Kit	\$302.00
8.904-525.0	Wheel Kit (4 tires)	\$566.00
8.919-981.0	Float Tank with Inlet Injection Kit	\$325.00
9.802-225.0	Downstream Detergent Injector Kit	\$49.00
8.919-984.0	Lifting Sling Kit	\$802.00
8.919-990.0	Lift/Stack Platform Kit	\$540.00
8.920-298.0	Lift/Stack Platform Kit, Stainless Steel	\$741.00
8.919-985.0	Stainless Steel Drip Pan Kit	\$763.00
8.919-988.0	Emergency Air Shutoff Kit	\$161.00
8.919-989.0	Engine Spark Arrestor Kit	\$211.00



## SLT



### Hot Water > Diesel or Gas Powered > Diesel/Oil Heated

The SLT is a beast and is the go-to pressure washer for many workers in the mining, drilling and fleet industries. It has no problem taking on stubborn grime and grease. With its most powerful model reaching cleaning conditions of up to 8.0 GPM and 3200 PSI, the SLT has the ability to reach hot water temperatures of up to 200°F. Its unique stainless steel coil top wrap offers protection, while its oversize vibration isolators help to cushion the engine and pump platform. With extra-large heating coils and fuel tanks, there's no wonder why the SLT is the preferred cleaning machine by so many industrial professionals.



- EASY!Force Trigger gun — zero effort required
- Powered by either a diesel Kubota engine or gasoline Honda engine
- Belt-Drive Landa Kärcher Group Pump with 7-year warranty
- Delivers enough water flow to operate two spray guns at the same time
- Oversized vibration isolators reduce engine-pump vibration
- Pre-plumbed for drawing water from an auxiliary tank

Model #	Part #	GPM	PSI	Pump RPM	Pump	Engine	CCs	Engine Fuel	Ship Wt (lbs)	List Price
SLT6-32324E	1.110-520.0	5.9	3200	1570	LT6036L.2	Honda GX630	688	Gasoline	1245	\$13,890
SLT8-30324E <sup>‡</sup>	1.110-522.0	7.8	3000	1470	LX9536L.2	Honda GX660	688	Gasoline	1230	\$14,750
SLT6-32624E	1.110-065.0	6.25	3200	1625	LT6036L.2	Kubota D1105	1123	Diesel	1745	\$21,000
SLT8-32624E <sup>‡</sup>	1.110-066.0	8.0	3200	1450	LX9536L.2	Kubota D1105	1123	Diesel	1811	\$22,950

Dimensions: SLT6/SLT8 Gasoline 55"L x 32"W x 51"H SLT6/SLT8 Diesel 62"L x 32"W x 57"H  
 E = Electric start engine (battery not included) <sup>‡</sup> EASY!Force not available on this model.

Field Installed Options & Accessories		List Price
8.920-751.0	Float Tank w/ Inlet Chemical Injection	\$396.00
8.904-456.0	Downstream Injector	\$109.00
8.920-977.0	Steam Valve	\$188.00

# SLX



## Hot Water > Diesel or Gas Powered > Diesel/Oil Heated

As large and powerful as they come, the SLX makes easy work of the most stubborn grime and grease, making it ideally suited for the harsh conditions of mining and drilling operations and fleet cleaning. The SLX is the biggest portable pressure washer in the industry, capable of delivering water as hot as 200°F; with up to 9.2 GPM, there is enough flow to support dual-gun operation. A distinctive stainless steel coil top wrap offers protection, and oversize vibration isolators cushion the engine and pump platform. With extra-large heating coils and fuel tanks, these rugged machines will deliver, even under the dirtiest of conditions.



- Especially suited for harsh conditions and fleet cleaning
- Powered by either a diesel Kubota engine or gasoline Honda engine
- Belt-Drive Landa Kärcher Group Pump with 7-year warranty
- Delivers enough water flow to operate two spray guns at the same time
- Oversized vibration isolators reduce engine-pump vibration
- Pre-plumbed for drawing water from an auxiliary tank

Model #	Part #	GPM	PSI	Pump RPM	Pump	Engine	CCs	Engine Fuel	Ship Wt (lbs)	List Price
SLX10-25324E	1.110-525.0	9.5	2500	1560	LX1036L.2	Honda GX660	688	Gasoline	2020	\$17,450
SLX10-32624E	1.110-067.0	9.2	2800	1640	LX1036L.2	Kubota D1105	1123	Diesel	2120	\$24,290

Dimensions: **SLX10 Gasoline** 65"L x 36"W x 58"H **SLX10 Diesel** 65"L x 36"W x 61"H  
 E = Electric start engine (battery not included)

Field Installed Options & Accessories	List Price
8.920-751.0 Float Tank w/ Inlet Chemical Injection	\$396.00
8.904-456.0 Downstream Injector	\$109.00
8.920-977.0 Steam Valve	\$188.00

## ECOS



### Hot Water > Gasoline Powered > Diesel/Oil Heated

If you're looking for a "green" solution to wash water disposal, Landa Kärcher Group's patented\* and revolutionary ECOS Mobile Wash and Reclaim System should be right up your alley. This environmentally friendly, patented mobile wash system combines a hot water pressure washer with a wash water recovery and filtration system atop a trailer unit, making it simple to dispose of the gray wash water from your pressure washing operation, or recycle and reuse it. You'll be in compliance with most municipal regulations, and will be doing your part to help conserve our precious natural resources. Contract cleaners, municipalities, and ports can all benefit from the addition of an ECOS mobile wash system to their stable of equipment.



- EASY!Force Trigger gun — zero effort required
- Patented Trans-Heat Technology captures exhaust from the engine to preheat water, providing better fuel efficiency
- Four polyethylene water tanks provides 400 gallons of cleaning water
- Locked compartment includes dual fuel tanks for gas engine and diesel burner, and includes space for two detergent buckets

\*Patent US D701,357 S

Model #	Version	Part #	GPM	PSI	Pump RPM	Engine	CCs	GVWR (lbs)	Water Tank	Ship Wt (lbs)	List Price
ECOS-7000	Standard	1.103-825.0	4.7	3500	1360	Honda GX660	688	6,000	400 gal	3500	\$26,470
ECOS-7000	LX	1.103-838.0	4.7	3500	1360	Honda GX660	688	6,000	400 gal	3500	\$27,490
ECOS-7000	DX	1.103-839.0	4.7	3500	1360	Honda GX660	688	6,000	400 gal	3500	\$27,490

Dimensions: 174"L x 75"W x 74"H

Field Installed Options & Accessories	List Price
8.739-074.0 Landa Kärcher Group Hose 6000 PSI Hose, 100'	\$224.00
8.922-019.0 Spare Tire Kit, ECOS Trailer - No Panel (tire not included)	\$128.00
8.922-020.0 Spare Tire Kit, ECOS Trailer - With Panel (tire not included)	\$173.00
8.752-044.0 Tire/Wheel Assembly, Black, 15" Radial	\$455.00
8.903-606.0 Water Jet Surface Cleaner	\$2,145.00
8.922-791.0 Vacuum Nozzle Guard, Stainless Steel Plate	\$29.00

Field Installed Options & Accessories	List Price
---------------------------------------	------------

Replacement Filters and Parts	List Price
8.726-042.0 Filter Bag	\$97.90
8.726-045.0 5 Micron Carbon Filter Cartridge	\$221.00
8.726-044.0 20 Micron Pleated Filter Cartridge	\$50.80
8.754-082.0 200 Micron Pre-Filter Nylon Sock	\$11.65
8.726-046.0 Oil Absorbent Sock	\$77.00
8.919-317.0 Vacuum Nozzle Head Assembly with Guard	\$171.00

Drain Covers and Water Dikes	List Price
8.751-135.0 Drain Cover, 36" x 36", 30oz PVC	\$313.50
8.751-136.0 Drain Cover, 48" x 48", 30oz PVC	\$372.00
8.751-137.0 Drain Cover, 48" x 48", Urethane	\$380.00
8.751-138.0 Water Dike, 10', 22oz PVC	\$184.50
8.751-139.0 Water Dike, 10', 40oz Urethane	\$278.50
8.751-140.0 Water Dike, 20', 22oz PVC	\$255.50
8.751-141.0 Water Dike, 20', 40oz Urethane	\$387.00

ECOS Comparison Chart	Standard	LX	DX
LED Lighting		■	■
Standard Lighting	■		
Reflective Conspicuity Tape		■	■
2 5/16-inch Ball Coupler	■	■	
Adjustable Lunette Hitch			■
Spare Tire Configuration	□	■	■
Sediment Filter Microns	50	20	20
Polish Filter Microns	20	5	5

■ = standard features □ = available options



# TULE Series HDS 3.5/40 GE MT

Hot Water > Gasoline Powered > Diesel/Oil Heated



Towable and maneuverable hot water pressure washer. Ready to pick up and go at a moments notice, the Tule Series HDS 3.5/40 Ge MT hot water pressure washer trailer provides the necessary cleaning power on virtually any job site which has a water source. Simply unhitch the Tule Series HDS 3.5/40 Ge MT and take the cleaning power where you need it most. The Tule Series trailer features a reliable Honda engine, 8 gallon diesel fuel tank, electric start with manual start backup and much more.

U.S. Design Patent No. 9,724,734 B2



- EASY!Force Trigger gun — zero effort required
- Honda GX 390 engine and electric start with manual start backup
- Adjustable thermostat for water temperature regulation
- 8 gallon diesel fuel tank
- Lift handle and swing away tongue for easier hook up of the trailer and storage

Model #	Part #	GPM	PSI	Drive	Burner	Engine	Start	Pump	Ship Wt (lbs)	List Price
HDS 3.5/40 Ge MT	1.103-844.0	3.5	4000	Direct	12V / DC	Honda GX390	Electric*	Kärcher KS	1000	\$10,995

Dimensions: 100"L x 45"W x 75"H

Field Installed Options & Accessories		List Price
8.756-481.0*	EASY!Force trigger gun (North American Model) - zero force required. Standard 1/4" connection for wand, 3/8" connection for hose	\$75.00
9.802-225.0*	3 - 5 GPM Chemical Injector Kit	\$49.00
8.754-990.0*	12V Battery (required for hot water operation)	\$240.00
8.924-366.0*	2-inch ball coupler	\$80.00
8.711-293.0*	Zinc plated variable pressure lance	\$91.25
8.924-367.0	2 <sup>5</sup> / <sub>16</sub> " Ball Coupler ♦	\$80.00
8.924-667.0	Lifting Kit ♦	\$105.00
8.924-370.0	LED Lights ♦	\$135.00
8.924-700.0	2-inch Collar Lock Coupler ♦	\$318.00
8.750-682.0	Hose Reel Fixed 100', 5000 PSI, 325°F (equipped for 3/8" hose, reel only)	\$279.50
8.925-255.0	Hose Reel Bracket (mount it)	\$240.00

♦ Factory Installed \* Included

## TR



TR-3500 Single Axle Trailer



TR-6000 Tandem Axle Trailer

Tool box shown is no longer available on this unit.

### Hot Water > Diesel or Gas Powered > Diesel/Oil Heated

On-site cleaning often requires the use of heavy, bulky equipment that isn't always easily transportable. Landa Kärcher Group offers a pair of rugged, top quality trailer-mounted wash systems to ease your burden. Available with a dual-axle or single-axle trailer, the TR features 2-by-3 inch structural tubing, standard electric brakes with break away kit, recessed electrical wiring and taillights, 1,000 lb. swivel jacks with ball couplers for quick and easy hookups, a durable steel cage for holding the equipment in place, 15" white spoke wheels, and a powder-coated epoxy finish to protect against the weather. Both are completely customizable: you'll choose a portable, industrial-grade Landa Kärcher Group hot water pressure washer, and select the options and accessories best suited to your cleaning needs, including chrome wheels, brake kits, and hose reels.



- Single or tandem axle, customizable hot water pressure washer trailer
- 200 or 230 gallon white high-density polyethylene water tank
- Powder-coated epoxy finish to help against the outdoor elements
- Optional mounting kits available for SLT, PGHW, PGDC and MHP
- Optional hose reel kits hold up to 200 feet of 3/8-inch high pressure hose
- Standard electric brake kits or optional hydraulic breaks

Model #	Part #	Axel	GVWR (lbs)	Water Tank	Ship Wt (lbs)	List Price
TR-3500	1.103-801.0	Single	3500	200 gal	720	\$6,880
TR-6000	1.103-804.0	Tandem	6000	330 gal	1080	\$9,590

Dimensions: TR-3500 130"L x 73"W x 58"H TR-6000 178"L x 80"W x 62"H

Field Installed Options & Accessories		List Price	Field Installed Options & Accessories		List Price
<b>Hose Reel Kits (Hose Not Included)</b>			<b>Brakes</b>		
8.902-447.0	Hose Reel Kit (100' capacity, 3/8" high-pressure hose) ♦	\$605.00	8.902-441.0	Hydraulic Brake Kit (single axle, 2" ball hitch) ♦*	\$1,142.00
8.902-448.0	Hose Reel Kit (200' capacity, 3/8" high-pressure hose) ♦	\$648.00	8.902-442.0	Hydraulic Brake Kit (single axle, 3" lunette eye) ♦*	\$1,153.00
8.902-449.0	Hose Reel Kit (100' capacity, 3/4" garden hose) ♦	\$778.00	8.902-438.0	Hydraulic Brake Kit (two axles, 2-5/6" ball hitch) ♦**	\$1,379.00
<b>Wheels and Fenders</b>			8.902-452.0	Hydraulic Brake Kit (two axles, 3" lunette eye) ♦**	\$1,408.00
8.902-466.0	Chrome Wheels Upgrade (per pair) ♦	\$368.00	<b>Signage Plate</b>		
8.902-468.0	Chrome Fender Assembly for Tandem Axle Upgrade (per pair) ♦	\$426.00	8.902-469.0	Signage Plate ♦	\$57.00
8.902-467.0	Chrome Fender Assembly for Single Axle Upgrade (per pair) ♦	\$307.00	<b>Vinyl Skid Covers</b>		
8.707-493.0	Chrome Wheel with ST205/75D15/C Tire (each) [spare] ♦	\$418.00	8.709-109.0	Vinyl Skid Cover for PGHW5-50524E	\$579.50
<b>Mounting Kits</b>			8.749-946.0	Vinyl Skid Cover for PGHW, PGDC	\$525.00
8.902-463.0	Mounting & Plumbing Kit for SLT ♦**	\$276.00	<b>Chemical Rack</b>		
8.917-264.0	Mounting & Plumbing Kit for PGHW5-35324E, PGHW4-40324E ♦	\$284.00	8.912-409.0	2-5 gal. Bucket Chemical Rack ♦**	\$168.00
8.917-262.0	Mounting & Plumbing Kit for PGHW4-30324E ♦	\$287.00	<b>Hitch Couplers</b>		
8.917-263.0	Mounting & Plumbing Kit for PGHW5-30224E ♦	\$287.00	8.924-493.0	2-5/6" Ball Hitch Coupler ♦*	\$95.00
8.920-435.0	Mounting & Plumbing Kit for PDHW5-35624E ♦	\$287.00	8.902-436.0	3" Lunette Eye Hitch Coupler ♦*	\$125.00
8.902-456.0	Mounting & Plumbing for PGDC, MHP ♦	\$282.00	8.902-471.0	3" Lunette Eye Hitch Coupler ♦**	\$125.00

♦ Factory Installed \* TR-3500 Only \*\* TR-6000 Only

# TRV



## Hot Water > Diesel or Gas Powered > Diesel/Oil Heated

When your business is mobile in nature and you're shuttling often between job sites, you'll want the convenience of a portable washing system that allows you to easily transport your cleaning equipment virtually anywhere. Landa Kärcher Group's TRV fills that niche beautifully, providing you with a rugged trailer with a heavy-duty chassis, sturdy wheel and axle assembly, 15" white-rimmed wheels, 1,000 lb. swivel jack for maneuvering your unhitched trailer, and a powder-coated epoxy finish for protection against the elements. The trailer is fully customizable — simply choose from five series of portable, industrial-grade Landa Kärcher Group hot water pressure washers, add the options and accessories you want, and you're in business! The TRV is an ideal solution for contract cleaners and those with versatile cleaning requirements.



- Single axle, customizable hot water pressure washer trailer
- 200 gallon white high-density polyethylene water tank
- Powder-coated epoxy finish to help against the outdoor elements
- Optional mounting kits available for PDHW, PGHW, PGDC, MHC and MHP
- Optional hose reel kits hold up to 200 feet of 3/8-inch high pressure hose
- Optional surge brake
- Standard electric brakes and break away kit

Model #	Part #	Axel	GVWR (lbs)	Water Tank	Ship Wt (lbs)	List Price
TRV-3500	1.103-820.0	Single	3500	200 gal	1072	\$5,550

Dimensions: 136"L x 66"W x 52"H

Field Installed Options & Accessories		List Price	Field Installed Options & Accessories		List Price
<b>Hose Reel Kits (Hose Not Included)</b>			<b>Hitch Couplers</b>		
8.917-554.0	High Pressure Hose Reel (100' capacity) ♦	\$476.00	8.924-493.0	2-5/16" Ball Hitch Coupler ♦	\$95.00
8.917-555.0	Low Pressure Hose Reel (100' capacity) ♦	\$476.00	8.902-436.0	3" Lunette Eye Hitch Coupler ♦*	\$125.00
<b>Wheels</b>			<b>Utility Rack</b>		
8.917-583.0	Wheel Kit (2 chrome wheels)	\$386.00	8.917-560.0	Utility Rack (rated for up to 150 lbs)	\$396.50
<b>Mounting Kits</b>			<b>Saddle Boxes</b>		
8.920-434.0	PDHW Mounting Assembly ♦	\$86.00	8.917-558.0	Saddle Box (each)	\$172.00
8.917-299.0	PGHW Mounting Assembly ♦*	\$85.00	8.917-556.0	Saddle Boxes (2 boxes) ♦	\$205.00
8.917-300.0	MHP Mounting Assembly ♦	\$85.00	<b>Rock Guards</b>		
8.917-399.0	PGDC Mounting Assembly ♦	\$85.00	8.917-557.0	Rock Guard ♦	\$88.00
<b>Brakes</b>			8.917-559.0	Rock Guard	\$82.35
8.917-398.0	Hydraulic Brakes ♦	\$1,631.00	<b>Battery</b>		
♦ Factory Installed * PGHW5-50524E Not Compatible			8.904-051.0	Battery installed on pressure washer ♦	\$608.00

## HD Gas



### Cold Water > Gasoline Powered

Compact and corrosion-resistant, the HD Gas aluminum pressure washers have a durable weldless, modular frame that can be utilized as a cart or converted to a skid (optional) for maximum cleaning versatility and durability. Easy to maneuver with puncture proof, flat free tires. These reliable Honda powered pressure washers offer a bypass loop for additional pump protection, as well as a 7-year warranty on the oil end of the pump. The simple design of the HD Gas helps get the job done quickly and without hassle.

NOTE: Skid feet sold separately.



- Up to 4.0 GPM, 4000 PSI
- Belt- or Direct-Drive Models
- Reliable Honda Engines
- Modular Design
- Flat-Free Tires
- Compact Footprint

Model #	Part #	GPM	PSI	Drive	Start	Pump	Engine	CC	Ship Wt (lbs)	List Price
HD 3.0/27 G	9.807-727.0	3.0	2700	Direct	Recoil	LP3035G	Honda GX200	196	112	\$1,190
HD 3.5/35 G	9.807-728.0	3.5	3500	Direct	Recoil	LP3535G1	Honda GX270	270	130	\$1,490
HD 4.0/40 G	9.807-729.0	4.0	4000	Direct	Recoil	LS4040G.3	Honda GX390	389	149	\$1,790
HD 4.0/40 Ge	9.807-730.0	4.0	4000	Direct	Electric	LS4040G.3	Honda GX390	389	158	\$1,990
HD 3.0/27 GB	9.807-731.0	3.0	2700	Belt	Recoil	LB3030R	Honda GX200	196	123	\$1,550
HD 3.5/35 GB	9.807-732.0	3.5	3500	Belt	Recoil	LM3540R.3	Honda GX270	270	156	\$1,950
HD 4.0/40 GB	9.807-733.0	4.0	4000	Belt	Recoil	LM3840R.3	Honda GX390	389	160	\$2,330
HD 4.0/40 GeB	9.807-734.0	4.0	4000	Belt	Electric	LM3840R.3	Honda GX390	389	196	\$2,830

Dimensions: HD3/HD3.5 41"L x 22"W x 24"H HD4/HD4.5 43"L x 26"W x 27"H

Field Installed Options & Accessories		List Price
9.807-754.0	Skid Mount Feet	\$30.60
9.807-750.0	37.5" Long Handle	\$25.50
9.807-753.0	Wand Holder	\$6.10
9.807-752.0	Hose Storage Hook	\$6.10
9.807-751.0	Handle with Hose Reel	\$306.00
8.753-572.0	A+ Surface Cleaner SC21	\$804.00
8.753-573.0	A+ Surface Cleaner SC24	\$900.00
9.302-243.0	Legacy Turbo Nozzle, 4.0, 4350 PSI	\$89.00
8.710-620.0	Legacy Superlite Stainless Steel Lance, 72" - 56.0 oz	\$106.50
8.712-429.0	Dirt Killer Rotating Nozzle	\$195.00
8.925-228.0	Legacy Hose, 100' x 3/8" ID, 6000 PSI, 2-wire, smooth cover, black high pressure hose	\$201.00



# HD Gas Skid



## Cold Water > Gasoline Powered

Cleaning on the go. The perfect accompaniment to Landa Kärcher Group's HD Gas direct drive pressure washers - these mild steel skids offer two configurations: skid with a 50 gallon water tank and one 100' hose reel OR skid with two 100' hose reels. The HD Skids fit within a standard UTV / ATV bed when ordering the direct drive aluminum pressure washer models.

NOTE: Belt drive models extend beyond the frame and are not recommended; pressure washer sold separately.



- 50 gallon water tank (HD Pallet Skid with Tank only)
- Forklift Hole
- Includes Skid Feet
- 1 to 2, 100' Hose Reel
- Fits within standard UTV/ATV bed
- Assembly required

Model #	Part #	Frame Material	Water Tank	Hose Reel	Compatible Pressure Washer *	Ship Wt (lbs)	List Price
HD Pallet Skid with Tank	9.807-834.0	Mild Steel	50 gallon	1	HD 3.0/27 G 9.807-727.0 HD 3.5/35 G 9.807-728.0 HD 4.0/40 G 9.807-729.0	185	\$1,165
HD Pallet Skid with 2 Reels	9.807-839.0	Mild Steel	Not Included	2	HD 3.0/27 G 9.807-727.0 HD 3.5/35 G 9.807-728.0 HD 4.0/40 G 9.807-729.0	172	\$1,010

Dimensions: 40"L x 48"W x 35"H \* Pressure washer sold separately

Field Installed Options & Accessories		List Price
8.753-572.0	A+ Surface Cleaner SC21	\$804.00
8.753-573.0	A+ Surface Cleaner SC24	\$900.00
9.302-243.0	Legacy Turbo Nozzle, 4.0, 4350 PSI	\$89.00
8.710-620.0	Legacy Superlite Stainless Steel Lance, 72" - 56.0 oz	\$106.50
8.712-429.0	Dirt Killer Rotating Nozzle	\$195.00
8.925-228.0	Legacy Hose, 100' x 3/8" ID, 6000 PSI, 2-wire, smooth cover, black high pressure hose	\$201.00

## MP



### Cold Water > Gasoline Powered

With a variety of available engines delivering up to 5000 PSI, there is no other cold water pressure washer on the market with such versatility and blasting power as these series offer. Portable and rugged, they come equipped with a high-impact steel roll cage and lifting bar as well as two 13" flat-free tires for easy all-terrain maneuverability, making them excellent choices for tackling a variety of cleaning sites. They include 50' of high-pressure hose rated up to 6000 PSI – more than enough for removing the toughest dirt and grime from your equipment.



- EASY!Force Trigger gun – zero effort required
- Powered by a Honda gasoline engine
- Belt-Drive Landa Kärcher Group Pump with 7-year warranty
- Rugged roll cage and 10-gauge steel chassis protected with weather-resistant epoxy powder coat paint
- 5-Gallon fuel tank provides up to 5 hours of continuous cleaning

Model #	Part #	GPM	PSI	Pump RPM	Pump	Engine	CCs	Engine Fuel	Ship Wt (lbs)	List Price
MP-373534	1.107-001.0	3.7	3500	1185	LT4540R	Honda GX390	389	Gasoline	295	\$3,400
MP-455034E*	1.107-002.0	4.5	5000	1185	LX5450R	Honda GX660	688	Gasoline	415	\$7,250

Dimensions: MP-3 42"L x 26"W x 30"H MP-4 46"L x 30"W x 36"H E = Electric start engine (battery not included) † EASY!Force not available on this model. \* Tandem axle model

Field Installed Options & Accessories		List Price
9.801-028.0	E-Zee Hose Reel Kit, (single axle, 100' capacity)	\$296.00
9.801-029.0	Non-Pivot Hose Reel Kit, (tandem axle, 100' capacity)	\$496.00



## PG




### Cold Water > Gasoline Powered

Landa Kärcher Group's flagship series of cold-water pressure washers, the PG is the most popular machine for everyday use in a variety of industrial cleaning applications. Each has a rugged chassis, 13" tires for easy maneuvering over all types of terrain, and shock absorbing, spring-loaded rubber feet to cut down on vibration. Handles on the front and back are easy to grip, so you won't have a problem loading or unloading these machines.



- EASY!Force Trigger gun — zero effort required
- Powered by a Honda or Vanguard gasoline engine
- Belt-Drive Landa Kärcher Group Pump with 7-year warranty
- Rugged 10-gauge steel chassis protected with weather-resistant epoxy powder coat paint
- Two spring-loaded rubber pad feet help to prevent unit from "walking"

Model #	Part #	GPM	PSI	Pump RPM	Pump	Engine	CCs	Ship Wt (lbs)	List Price
PG4-20324	1.107-010.0	4.2	2000	1300	LT4540R.2	Honda GX270	270	230	\$2,755
 PG4-35324	1.107-011.0	3.7	3500	1185	LT4540R.2	Honda GX390	389	250	\$3,000
PG5-35224E	1.107-013.0	4.7	3500	1185	LT6036R.2	Vanguard 16	479	275	\$4,385
PG4-40324E*	1.107-012.0	4.0	4000	1190	LT4540R.2	Honda GX630	688	275	\$5,100

Dimensions: 48"L x 27"W x 30"H PG-20324 40"L x 27"W x 25"H E = Electric start engine (battery not included) \*Cannot be sold into California

## PC




PC4-35324

### Cold Water > Gasoline Powered

Like the PG models, the PC cold-water pressure washers offer an array of options and features for cleaning multiple surfaces, but utilize direct-drive instead of belt-drive pumps. Each comes equipped with 50' of Landa Kärcher Group's durable wire-braid high-pressure hose, and a thermal pump protector to prevent overheating while in bypass mode. Shock-absorbing rubber feet reduce vibration and prevent movement during operation, and handles on the front and back make these machines a breeze to load and unload.



- Up to 3.8 GPM, up to 4000 PSI
- Powered by a Honda gasoline engine
- Direct-Drive Landa Kärcher Group Pump with 7-year warranty
- Rugged 10-gauge steel chassis protected with weather-resistant epoxy powder coat paint
- Two 10-inch, 4-ply, tubed pneumatic tires make for easy maneuvering

Model #	Part #	GPM	PSI	Pump RPM	Pump	Engine	CCs	Ship Wt (lbs)	List Price
PC3-24324	1.107-005.0	2.3	2400	3200	LP2535G	Honda GX160	163	130	\$1,660
PC3-27324	1.107-006.0	2.5	2700	3200	LP2535G	Honda GX200	196	135	\$1,890
 PC4-35324	1.107-008.0	3.8	3500	3200	LS4040GS	Honda GX390	389	185	\$2,445
PC4-40324	1.107-224.0	3.5	4000	3200	LS3540G3	Honda GX390	389	188	\$2,445

Dimensions: 35"L x 21"W x 24"H





# HD Electric



## Cold Water > Electric Powered

Designed for versatility, the HD Electric carts are corrosion-resistant aluminum pressure washers that easily convert from a cart to a skid for maximum cleaning agility and durability. These reliable pressure washers have a low profile handle and compact footprint, making them easy to maneuver. They also offer a bypass loop for additional pump protection, a 7-year pump warranty and flat-free tires. All models are ETL certified to UL safety standards.

NOTE: Skid feet sold separately.



- Durable, corrosion resistant aluminum frame
- Modular design - weld free frame easily converts from cart to skid
- VRT3 Unloader with bypass loop - pump protection
- Flat free tires
- Commercial-duty crankcase pump
- ETL certified to UL and CSA standards

Model #	Part #	GPM	PSI	Pump	Pump RPM	Motor HP	Volts	Phase	Amps	Ship Wt (lbs)	List Price
HD 2.0/10 Ed	9.801-805.0	2.0	1000	LF2030S	1725	1.5	120	1	15	162	\$1,550
HD 1.9/13 Ed	9.801-806.0	1.9	1300	LF2030F	1725	2.0	120	1	20	175	\$1,680
HD 3.0/10 Ea	9.801-807.0	3.0	1000	LF2830S	1725	2.0	120	1	20	181	\$1,750
HD 3.5/20 Ea	9.801-808.0	3.5	2000	LF3530F	3450	5.0	230	1	22	182	\$2,500
HD 1.8/1350 Ed*	9.801-809.0	1.8	1350	LF2030F	3450	2.0	120	1	17	180	\$2,245

Dimensions: 41"L x 22"W x 25"H \* HD 1.8/1350 Ed comes equipped with Auto Start/Stop

Field Installed Options & Accessories		List Price
9.807-754.0	Skid Mount Feet	\$30.60
9.807-750.0	37.5" Long Handle	\$25.50
9.807-753.0	Wand Holder	\$6.10
9.807-752.0	Hose Storage Hook	\$6.10
9.807-751.0	Handle with Hose Reel	\$306.00
8.753-572.0	A+ Surface Cleaner SC21	\$804.00
8.753-573.0	A+ Surface Cleaner SC24	\$900.00
9.302-243.0	Legacy Turbo Nozzle, 4.0, 4350 PSI	\$89.00
8.710-620.0	Legacy Superlite Stainless Steel Lance, 72" - 56.0 oz	\$106.50
8.712-429.0	Dirt Killer Rotating Nozzle	\$195.00
8.925-228.0	Legacy Hose, 100' x 3/8" ID, 6000 PSI, 2-wire, smooth cover, black high pressure hose	\$201.00

## PE



### Cold Water > Electric Powered

The PE is one of our most popular machines for everyday use in a variety of industrial cleaning applications. Only the highest quality components are used on the PE, including our tri-plex high-pressure pump with 7-year warranty, industrial-duty motor, durable steel frame with welded seams, and a stainless steel point and shoot wand for cleaning effectiveness. In addition to being certified to the rigid UL-1776 safety standards, the PE has a 24-inch hose guard for burst protection and tri-lingual operating instructions for owner liability assurance. A number of features make the PE especially popular with users who seek to reduce their cleaning time, such as handles on both front and back for easy vehicle loading. The pneumatic tires make for easy maneuvering, and two shock absorbing, spring-loaded rubber feet to keep the PE from "walking" while in operation.



- EASY!Force Trigger gun – zero effort required
- Belt-Drive Landa Kärcher Group Pump with 7-year warranty
- Industrial-duty motor
- Rugged 10-gauge steel chassis protected with weather-resistant epoxy powder coat paint
- Two spring-loaded rubber pad feet help to prevent unit from "walking"

Model #	Part #	GPM	PSI	Pump RPM	Pump	Motor HP	Volts	Phase	Amps	Ship Wt (lbs)	List Price
PE2A-15024D*	1.106-105.0	1.8	1500	1650	LB3030R	2.0	120	1	21	193	\$3,100
PE3-11024D	1.106-009.0	2.8	1000	1540	LB3030R	2.0	120	1	20	193	\$3,265
PE4-20024A	1.106-010.0	4.2	2000	900	LT6036R.2	6.2	230	1	27	285	\$3,470
PE4-20024B	1.106-011.0	4.2	2000	900	LT6036R.2	6.2	230	3	16	265	\$3,470
PE4-20024C	1.106-012.0	4.2	2000	900	LT6036R.2	6.2	460	3	8	266	\$3,470
PE4-30024A	1.106-013.0	3.5	3000	800	LT6036R.2	7.5	230	1	36	337	\$3,925
PE4-30024B	1.106-014.0	3.5	3000	800	LT6036R.2	7.5	230	3	21.5	270	\$3,925
PE4-30024C	1.106-015.0	3.5	3000	800	LT6036R.2	7.5	460	3	10.5	280	\$3,925
PE5-30024B	1.106-016.0	4.8	3000	1060	LT6036R.2	10.0	230	3	26.8	290	\$4,590
PE5-30024C	1.106-017.0	4.8	3000	1060	LT6036R.2	10.0	460	3	13.4	285	\$4,590

Dimensions: 48"L x 28"W x 28"H PE3 44"L x 28"W x 26"H

\* PE2A-15024D comes equipped with Auto Start/Stop, two yellow nozzles, two green nozzles, and a variable pressure wand. Contact your local dealer for more details.



# SEA



SEA - Stainless Steel



SEA - Mild Steel

## Cold Water > Electric Powered

This top-of-the-line stationary cold-water series features a heavy-duty stainless steel or mild steel cabinet and comes standard with an insulated variable pressure wand, 50' of hose, and time delay shutdown. Available options include our LanCom wireless remote control, floor stand, and wall mount bracket assembly. There is even an optional wheel kit for adding mobility, making an already top-quality machine even more flexible than before. This unit is ideal for cleaning a variety of indoor surfaces, and can be plumbed for plug-and-wash outdoor applications as well.



- EASY!Force Trigger gun — zero effort required
- Available with a stainless steel cabinet or a mild steel cabinet
- Belt-Drive Landa Kärcher Group Pump with 7-year warranty
- Easily accepts hot water up to 185°F
- Optional LanCom Remote allows users to work up to 300 feet away
- Optional wheel kit

Model #	Part #	Cabinet	GPM	PSI	Pump RPM	Pump	Motor HP	Volts	Phase	Amps	Ship Wt (lbs)	List Price
SEA3-11024D	1.106-500.0	SS	2.8	1000	1540	LB3030R	2.0	120	1	20	210	\$3,570
SEA4-20024A	1.106-501.0	SS	4.2	2000	1013	LT6036R.2	6.2	230	1	28	280	\$4,200
SEA4-20024B	1.106-502.0	SS	4.2	2000	1013	LT6036R.2	6.2	230	3	16	220	\$4,285
SEA4-20024C	1.106-503.0	SS	4.2	2000	1013	LT6036R.2	6.2	460	3	7.2	220	\$4,285
SEA4-20024G	1.106-505.0	SS	4.2	2000	997	LT6036R.2	6.2	208	1	30	297	\$4,285
SEA4-20024H	1.106-506.0	SS	4.2	2000	1028	LT6036R.2	6.2	208	3	18.5	220	\$4,285
SEA4-30024B	1.106-507.0	SS	3.5	3000	943	LT6036R.2	7.5	230	3	21.5	235	\$4,665
SEA4-30024C	1.106-508.0	SS	3.5	3000	943	LT6036R.2	7.5	460	3	10.5	305	\$4,665
SEA3-11024D	1.106-583.0	MS	2.8	1000	1500	LB3030R	2.0	120	1	20	275	\$2,680
SEA4-20024A	1.106-584.0	MS	4.2	2000	1281	LM4035R.3	6.2	230	1	29	275	\$3,390
SEA4-20024B	1.106-585.0	MS	4.2	2000	1281	LM4035R.3	6.2	230	3	11	275	\$3,390
SEA4-20024C	1.106-586.0	MS	4.2	2000	1281	LM4035R.3	6.2	460	3	11	275	\$3,390
SEA4-20024H	1.106-587.0	MS	4.2	2000	1281	LM4035R.3	6.2	208	3	16	275	\$3,390
SEA4-30024B	1.106-588.0	MS	3.5	3000	1070	LM4035R.3	7.5	230	3	19	275	\$3,775
SEA4-30024C	1.106-589.0	MS	3.5	3000	1070	LM4035R.3	7.5	460	3	11	275	\$3,775

Dimensions: 31"L x 21"W x 16"H

Field Installed Options & Accessories	List Price
9.801-036.0 Cox Hose Reel Kit (floor stand / wall mount)	\$434.00
8.903-521.0 E-Zee Hose Reel & Mounting Kit (fits wheel kit)	\$241.50
9.802-265.0 Hose Reel, Mini, (fits wall bracket, 150' capacity)	\$317.50
8.711-860.0 Hose Reel, Mini, (fits wall bracket, 100' capacity)	\$296.50
9.801-035.0 Wheel Kit (4 casters) for Floor Stands	\$300.00
9.801-031.0 Wheel Kit with Detergent Rack	\$405.50
8.903-040.0 24" Floor Stand	\$275.00
9.801-034.0 36" Floor Stand	\$294.50
8.903-617.0 36" Floor Stand (stainless steel)	\$681.50

- ◆ Factory Installed
- Not compatible with LanCom
- \* Float Tank cannot be ordered with Wheel Kit
- ◆ Not compatible with Auto Start/Stop or Float Tank options

Field Installed Options & Accessories	List Price
<b>Stainless Steel Models Only</b>	
8.930-163.0 LanCom Wireless Remote Control, 1-Step Detergent ◆○	\$963.00
8.930-177.0 LanCom Wireless Remote Control, 2-Step Detergent ◆○	\$1,209.00
8.903-461.0 Remote On/Off Switch Option (Time Delay units only) ◆◆	\$74.00
8.930-358.0 Additional LanCom Remote	\$281.00
8.903-619.0 Wall Mount Bracket Assembly	\$462.00
8.930-131.0 Wall Mount Bracket for Fixed LanCom Remote	\$23.25
8.903-511.0 Auto Start/Stop (Replaces Time Delay Shutdown) ◆○	\$33.00
8.904-527.0 Wheel Kit with Detergent Rack (stainless steel)*	\$1,051.00
8.903-448.0 Float Tank Option with Inlet Soap Injection ◆*○	\$394.00
<b>Mild Steel Models Only</b>	
9.801-011.0 Auto Start/Stop ◆*	\$335.00
9.801-013.0 Hour Meter ◆	\$66.00
9.801-012.0 Time Delay Shutdown ◆	\$335.00
9.801-033.0 Wall Mount Bracket Assembly	\$152.50

## MPE



### Cold Water > Electric Powered

With a variety of available motors delivering up to 5000 PSI, there is no other cold water pressure washer on the market with such versatility and blasting power as these series offer. Portable and rugged, they come equipped with a high-impact steel roll cage and lifting bar and four 13" flat-free tires for easy all-terrain maneuverability, making them excellent choices for tackling a variety of cleaning sites. They include 50' of high-pressure hose rated up to 6000 PSI - more than enough for removing the toughest dirt and grime from your equipment.



- Up to 5.0 GPM and 5000 PSI
- Belt-Drive Landa Kärcher Group Pump with 7-year warranty
- Rugged roll cage and 10-gauge steel chassis protected with weather-resistant epoxy powder coat paint
- Lifting bar for easy maneuverability
- Flat-free tires

Model #	Part #	GPM	PSI	Pump RPM	Pump	Motor HP	Volts	Phase	Amps	Ship Wt (lbs)	List Price
MPE5-50024B	1.106-001.0	5.0	5000	1740	LX5450R	20.0	230	3	48	534	\$7,500
MPE5-50024C	1.106-002.0	5.0	5000	1740	LX5450R	20.0	460	3	26	534	\$7,500

Dimensions: 42"L x 26"W x 30"H

Field Installed Options & Accessories		List Price
9.801-028.0	E-Zee Hose Reel Kit, (single axle, 100' capacity)	\$296.00
9.801-029.0	Non-Pivot Hose Reel Kit, (tandem axle, 100' capacity)	\$496.00





## ZE/ZEF



ZE2-11026D



ZEF2-14024D

### Cold Water > Electric Powered


And when it comes to convenience, our ZE/ZEF series can't be beat. This tough handheld unit is designed specifically for cleaning in tight quarters. The ZEF comes standard with a remote on/off switch and Auto Start/Stop. An optional wall mount and wand holder kit is available for those shops where space is at a premium. An extra set of illustrated operation and warning stickers can be placed at eye level, ensuring the safety of all employees in your plant. While it is an excellent choice for cleaning indoor work areas and equipment, its industrial-strength motor and rugged frame make it an effective choice for outdoor jobs, as well.



- EASY!Force Trigger gun — zero effort required
- Direct-Drive Landa Kärcher Group Pump with 7-year warranty on ZEF
- Direct-Drive axial pump with 1-year warranty on ZE
- Auto Start/Stop comes standard on ZEF
- Remote wall switch with 10-foot electrical cord supplied with each ZEF for convenience in turning on the unit at a wash station separated from the unit

Model #	Part #	GPM	PSI	Pump Drive	Pump RPM	Pump	Motor HP	Volts	Phase	Amps	Ship Wt (lbs)	List Price
ZE2-11026D	1.106-023.0	2.0	1000	Axial	3450	AXD2020E	1.5	120	1	15	93	\$1,020

Dimensions: 15"L x 12"W x 15"H

Model #	Part #	GPM	PSI	Pump Drive	Pump RPM	Pump	Motor HP	Volts	Phase	Amps	Ship Wt (lbs)	List Price
 ZEF2-14024D	1.107-090.0	1.8	1400	Triplex	1725	LF2030S	2.0	120	1	20	125	\$1,760

Dimensions: 20"L x 19"W x 17"H

Field Installed Options & Accessories		List Price
8.920-952.0	Wall Mount & Wand Holder	\$240.50
8.904-464.0	Quick-Coupled Soap Injector, 6' Poly Tubing	\$48.85

## HS & NG



HS-3000


NG-3000

### Hot Water Generators

When you want to boost the cleaning power of your cold water pressure washer without upgrading to a new machine, consider an alternative: one of Landa Kärcher Group's hot water generators. Simply attach either the natural gas heated NG or the electric-powered, diesel or oil heated HS to your cold water pressure washer, and transform your machine into a powerful hot water washer. The stationary NG includes an option for LP gas and features an electronic ignition, while the HS comes standard with 10" wheels for portability. Landa Kärcher Group emphasizes safety as well as quality, and both machines are outfitted with a trio of safety features (a rupture disk, high-limit thermostat, and flow switch) to prevent heat and pressure from building up excessively, providing you with the assurance that your equipment is both efficient and safe!



- Increases incoming water temperature as much as 150°F above the water's ambient temperature, depending on the flow rate
- Features a high-efficiency burner
- 12-gauge steel chassis with weather-resistant epoxy powder coat paint
- Safety features include a rupture disk, high-limit thermostat, and flow switch to guard against buildup of excessive heat or pressure

Model #	Part #	Fuel	GPM	PSI	Volts	Phase	Amps	BTUs	Ship Wt (lbs)	List Price
 HS-3000	1.103-900.0	Diesel/Oil	up to 6	3000	120	1	5	420,000	425	\$3,520
NG-3000	1.103-901.0	Natural Gas	Up to 6	3000	—	—	—	420,000	450	\$3,520
NG-3000LM	1.103-902.0	Natural Gas	Up to 10.6	3000	—	—	—	800,000	900	\$6,690

HS Series Dimensions: 48"L x 30"W x 35"H    NG Series Dimensions: 34"L x 45"W x 60"H

#### Field Installed Options & Accessories

#### List Price

##### HS Models Only

9.804-067.0	E-Zee Hose Reel (100' capacity)	\$109.50
8.903-522.0	E-Zee Hose Reel Mounting Kit	\$267.00
8.903-530.0	Stainless Steel Outer Wrap ♦	\$544.00

♦ Factory Installed

#### Field Installed Options & Accessories

#### List Price

##### NG Models Only

9.801-042.0	LP Conversion Kit (for NG-3000) ♦	\$75.00
8.904-068.0	LP Conversion Kit (for NG-3000LM) ♦	\$77.00
9.802-633.0	LP Regulator Assembly	\$317.00
9.801-040.0	Draft Diverter, 10" (NG-3000)	\$144.00
8.717-730.0	Draft Diverter, 12" (NG-3000LM)	\$224.00
8.912-689.0	Support Table, 8" (for NG-3000LM)	\$464.50

♦ Factory Installed





# Innovation at Every Turn

Let us help you become more productive and profitable

Kärcher is the world market leader in cleaning products. For more power with less consumption and shorter cleaning times. Kärcher has the right equipment with truly innovative solutions that are often game-changers in the industry. Our goal is to help you Get Dialed In no matter what your needs.

## KM 70/20 C



### Lightweight and simple - for quick clean-ups.

The KM 70/20 C is ideal for sweeping small areas indoors and outdoors. It cleans better and faster than a broom and is almost dust-free thanks to the controlled air flow and integrated dust filter.



- Roller broom driven via both wheels
- Direct-throw sweeping
- Limited slip differential drive system
- Adjustable side broom and roller broom
- Dust filter cleans the exhaust air and prevents dust creation while sweeping

	KM 70/20 C		KM 70/20 C 2SB	
<b>Technical data</b>				
Cleaning path	in	28		38
Working width	in	18.8 (480 mm)		18.8 (480 mm)
Working width with 1 side broom	in	28 (700 mm)		—
Working width with 2 side brooms	in	—		38 (960 mm)
Drive		manual		manual
Max. area performance	ft <sup>2</sup> / h	30,000		39,600
Sweeping method		Direct throw		Direct throw
Waste container	gal	11 / 1.5 cubic ft / (42 l)		11 / 1.5 cubic ft / (42 l)
Weight	lbs	51 (23 kg)		57 (26 kg)
Dimensions (L x W x H)	in	51.2 x 30.14 x 40.7 (1300 mm x 850 mm x 1050 mm)		51.2 x 37.8 x 40.7 (1300 mm x 960 mm x 1050 mm)

Model #	Part #	Description	List Price
KM 70/20 C	1.517-106.0	28" walk-behind sweeper	\$1,051
KM 70/20 C	1.517-107.0	28" walk-behind sweeper, dual-brushes	\$1,091

Accessories	List Price
6.966-005.0 Standard Side Broom - Broom only * (water-resistant universal bristles, extremely durable, suitable for all types of surfaces)	\$96.05
6.906-041.0 Standard Roller Broom * (water-resistant universal bristles, extremely durable, suitable for all types of surfaces)	\$154.50
4.040-772.0 Dust Filter *	\$58.20
2.640-908.0 Litter Picker (for picking up waste)	\$103

\* Included



# KM 70/30 C BP ADV

**Compact, convenient and universal.**

The extremely compact and efficient KM 70/30 C Bp Adv sweeps silently. Main roller broom and side broom with electric drive – cleans right into the corners, suitable for indoor and outdoor use.



- Electric suction fan for removing fine dust from the waste container
- Fine dust suction can be switched off for sweeping in wet weather
- Electrically powered main roller broom and side broom
- Continuously adjustable roller broom and side broom
- Easy to use program selector switch

**KM 70/30 C BP ADV**

Technical data		
Cleaning path	in	28
Working width	in	18.8 (480 mm)
Working width with 1 side broom	in	28 (700 mm)
Drive		Battery
Power	V / W	12 / 150
Max. area performance	ft <sup>2</sup> / h	30,800
Waste container	gal	11 / 1.5 cubic ft / (42 l)
Filter area	in <sup>2</sup>	945 (0.61 m <sup>2</sup> )
Charging time rechargeable battery	hr	12
Operating time	hr	3.5
Weight	lbs	105 (48 kg) without batteries
Dimensions (L x W x H)	in	48.8 x 28 x 45.2 (1240 mm x 710 mm x 1150 mm)

Model #	Part #	Description	List Price
KM 70/30 C Bp Adv	1.517-218.0	28" walk-behind sweeper	\$2,856

Accessories	List Price
6.966-005.0 Standard Side Broom - Broom only * (water-resistant universal bristles, extremely durable, suitable for all types of surfaces)	\$96.05
6.906-041.0 Standard Roller Broom * (water-resistant universal bristles, extremely durable, suitable for all types of surfaces)	\$154.50
6.904-367.0 Flat Filter, OEM*	\$49.55
2.640-908.0 Litter Picker (for picking up waste)	\$103.00
5.731-625.0 Filter element - plastic filter, water resistant, washable, saves maintenance costs	\$28.45

\* Included

## KM 75/40 W Bp



### Clean entry into the walk-behind class.

Compact and agile, the KM 75/40 W Bp cleans small to medium-sized areas with excellent results. With convenient traction drive and powerful vacuum system, available with silent battery-powered motor.



- Electric suction fan for removing fine dust from the waste container
- Fine dust suction can be switched off for sweeping in wet weather
- Electrically powered main roller broom and side broom
- Continuously adjustable roller broom and side broom
- Easy to use program selector switch

#### KM 75/40 W Bp

Technical data		
Working width with 1 side broom	in	30 (750 mm)
Drive		DC motor; .5 hp / 400 W
Max. area performance	ft <sup>2</sup> / h	36,328
Waste container	gal	10.5 / 1.4 cubic ft / (40 l)
Power source		2 x 12 V 70 ah AGM batteries
Sweeping method		Overthrow
Climbing ability		12 %
Working speed	mph	2.8 (4.5 km / h)
Filter area	in <sup>2</sup>	2,790 (1.8 m <sup>2</sup> ) - flat, pleated with manual shaker
Weight	lbs	172 (78 kg) without batteries
Dimensions (L x W x H)	in	56 x 30 x 46.5 (1430 mm x 780 mm x 1180 mm)

Model #	Part #	Description	List Price
KM 75/40 W Bp	9.840-739.0	30" walk-behind sweeper	\$6,185

Accessories	List Price
8.631-173.0 Battery, 12V AGM 70 Ah *	\$626.00
8.629-377.0 Charger, 24V 25A AGM C50 *	\$795.00
6.905-626.0 Side Broom, KM Soft Bristle *	\$97.60
6.906-884.0 Main Broom, KM 75/40W Bp *	\$268.00
5.731-635.0 Filter, KM 75/40W Bp *	\$123.50
6.905-625.0 Side Broom, KM, Hard for Difficult/Heavy-Duty Cleaning	\$149.50
6.906-885.0 Side Broom, Radius 300	\$343.50
6.906-950.0 Anti-Static Rolling Brush	\$332.00
2.641-571.0 Carpet Sweeping Kit (includes fluff filter, anti-static roller brush and triple caster)	\$1,143.00
6.906-886.0 Standard Roller Broom - water-resistant universal bristles, extremely durable, suitable for all types of surfaces	\$559.50

\* Included

## PUZZI 8/1 C



### Handy and compact.

The handy, compact and powerful Puzzi 8/1 C spray extraction cleaner is ideal for small areas and interim cleaning with excellent cleaning results.



- 8' high-pressure solution and vacuum hose
- Removable dirty water tank
- Foot switch makes it easy to turn on and off
- Transparent dome lid for easy-to verify operation
- Swivel casters for easy maneuvering
- Lightweight - only 19 lbs

### Puzzi 8/1 C

Technical data		
Max. area performance	ft <sup>2</sup> / hr	129 - 194
Air flow rating	cfm	123 (58 l / sec)
Spray rate	gal	.26 / min (1 l / min)
Spray pressure/back pressure	psi	14.5(1 bar)
Tank (fresh/dirty)	gal	2 / 1.8 (8 l / 7 l)
Power rating (fan/pump)	W	1,100 / 40
Vacuum motor	hp	1.5 (1,100 W)
Water lift rating	in	87 (216 mbar)
Noise	dBA	71
Weight	lbs	19.8 (9 kg)
Dimensions (L x W x H)	in	20.8 x 13 x 17.3 (530 mm x 330 mm x 440 mm)

\*Varies depending on carpet fiber type or material being cleaned.

Model #	Part #	Description	List Price
Puzzi 8/1 C	1.100-228.0	with 98.5" spray hose with integrated water feed and hand tool	\$769

Accessories	List Price	Accessories	List Price
6.391-410.0 8' Hose, Complete with Couplers *	\$112.00	4.130-083.0 Venetian Blind Kit (requires 6.389-293.0 Coupler)	\$716.00
4.130-116.0 4.33" Upholstery Hand Tool *	\$119.00	4.130-128.0 Stair Cleaning Tool, 9"	\$264.50
4.130-127.0 Floor Wand, 2-Part with Aluminum Tube	\$185.50	6.391-411.0 13' High Pressure Solution & Vacuum Hose	\$283.50
4.130-394.0 Floor Wand, Quick-Action Coupling, Aluminum Tube and Metal Nozzle	\$272.00	4.130-117.0 Stone & Hard Surface Nozzle	\$659.00
4.762-220.0 Hard Surface Kit (attaches to 4.130-127.0 & 4.130-394.0 wands)	\$40.00	4.762-219.0 Hard Surface Adapter for Standard Hand Tool	\$61.30
2.638-778.0 Window Cleaning Kit with 6.5 ft (2M) Hose (requires 2.389-293.0 Coupler)	\$269.00		

\* Included

# NT 25/1 AP



## Continuous performance and power.

The NT 25/1 Ap is a commercial grade dust extractor that provides dependable, trouble-free operation due to a semi-auto filtration system and the capability to switch from wet to dry work without swapping filters.



- Semi-Auto Filter Clean System
- Accessory/suction hose storage
- Compact and powerful dust extractor
- Professional Grade Wet & Dry Cleaning Performance
- Large rear wheels and front swivel casters for maneuverability

### NT 25/1 Ap

#### Technical data

Container capacity	gal	6.6 (0 l)
Vacuum	psi	3.68
Max. power rating	W	1,380
Filtration system		Tact
Cable length	ft	24 (7 m)
Hose length & diameter	ft x in	8 x 1.37 (2,438 mm x 35 mm)
Air flow rate	cfm	150
Operating noise level	dBA	67
Weight	lbs	23 (10 kg)
Dimensions (L x W x H)	in	20 x 15 x 19 (520 mm x 380 mm x 480 mm)

Model #	Part #	Description	List Price
NT 25/1 Ap	1.184-868.0	6.6-gallon wet / dry vacuum with Tact	\$412

Accessories	List Price	Accessories	List Price
8.923-366.0 Flat Pleated Filter - PES - BIA - C Dust Class M (rot-proof polyester fleece) *	\$44.99	8.923-368.0 HEPA Filter - Dust Class H (glass-fiber layers increases filter capacity when vacuuming health-endangering and carcinogenic dust)	\$99.99
8.923-370.0 Suction Tube DN35 (chromium plated metal, 1 x 0.5 m) *	\$20.99	5.031-718.0 Elbow (compatible with NT 25/1 and NT 35/1)	\$19.99
8.923-372.0 Crevice Nozzle (plastic, length: 210 mm) *	\$9.99	8.923-371.0 Rotatable Suction Brush - (DN 35) with Natural Bristles Size 70 x 45 mm (cow hair)	\$14.99
8.923-367.0 Suction Hose 35 mm (static dissipation suction hose) *	\$99.99	8.923-369.0 Power Tool Adapter - for connecting power tools to an industrial C or C-DN 35 suction hose	\$14.99
8.923-373.0 Tank Liner Inserts (10 plastic inserts for HEPA applications)	\$39.99		
8.923-364.0 Paper Filter Bags (5 BIA (U, S, G, C) dust class M filter bags)	\$29.99		
8.923-365.0 Paper Filter Bags (5 BIA (U, S, G, C) dust class M with reinforced out ply filter bags)	\$29.99		

\* Included



# NT 30/1 Tact TE

**Stronger and sturdier than ever.**

This powerful vacuum cleaner picks up coarse dirt and liquids as well as large quantities of fine dust. Tact, the fully automatic cleaning system, cleans the filter with strong air blasts. It is ideal for long periods of uninterrupted use and constant high suction power.



**SMART FEATURES**

- Tact auto cleaning filter system
- On-board accessory storage
- No filters to install or remove
- Electronic tank level monitor

NT 30/1 Tact TE

Technical data		
Container capacity	gal	8.2
Vacuum motor	amp	8
Water lift	in	92
Max. power rating	W	1,380
Filtration system		Tact
Cable length	ft	25
Hose length & diameter		1-3/8" x 13 ft
Air flow rate	cfm	150
Operating noise level	dBA	68
Weight	lbs	30
Dimensions (L x W x H)	in	22 x 14.5 x 22.2

Model #	Part #	Description	List Price
NT 30/1 Tact TE	1.148-216.0	8-gallon wet/dry vacuum with Tact	\$800

Accessories	List Price
2.889-192.0 Stainless steel vacuum tube set *	\$56.00
2.889-135.0 Vacuum hose 13 ft *	\$41.60
2.889-134.0 Vacuum hose 8 ft *	\$32.35
2.889-170.0 Ergonomic bend *	\$16.30
2.889-152.0 Wet and dry floor nozzle *	\$41.60
2.889-159.0 Crevice nozzle *	\$13.00
2.889-151.0 Power tool adaptor *	\$25.00
2.889-154.0 Fleece filter bags - 30 liter *	\$32.00
6.907-629.0 HEPA filter *	\$116.00

\* Included

See page 44 for optional accessory order numbers.

# NT 40/1 Tact TE



## Rugged dependability that gets the job done.

The NT 40/1 Tact Te has the power to get the job done. The motor of the machine has no carbon brushes—ideal for the rigors of industrial use. It features a life expectancy of over 5,000 hours.



### SMART FEATURES

- Tact auto cleaning filter system
- Drain hose allows user to empty unit directly into a drain
- Metal wand, floor tool and washable nylon filter are included
- Crush resistant hose stows conveniently on top for storage

### NT 40/1 act TE

#### Technical data

Container capacity	gal	10.3
Vacuum motor	amp	8
Water lift	in	92
Max. power rating	W	1,380
Filtration system		Tact
Cable length	ft	25
Hose length & diameter		1-3/8" x 13 ft
Air flow rate	cfm	150
Operating noise level	dba	68
Weight	lbs	32
Dimensions (L x W x H)	in	22 x 14.5 x 25.7

Model #	Part #	Description	List Price
NT 40/1 Tact TE	1.148-316.0	10-gallon wet/dry vacuum with Tact	\$ 870

Accessories	List Price
2.889-192.0 Stainless steel vacuum tube set *	\$56.00
2.889-135.0 Vacuum hose 13 ft (TE versions) *	\$41.60
2.889-170.0 Ergonomic bend *	\$16.30
2.889-152.0 Wet and dry floor nozzle *	\$41.60
2.889-159.0 Crevice nozzle *	\$13.00
2.889-151.0 Power tool adaptor (TE versions) *	\$25.00
2.889-155.0 Fleece filter bags *	\$40.00
6.907-629.0 HEPA filter *	\$116.00
2.643-868.0 Push handle	\$92.00

\* Included

See page 44 for optional accessory order numbers.

# NT 50/1 Tact TE



**Fully compliant and easy to use.**

The NT 50/1 Tact Te includes an improved Tact automatic filter cleaning system - improved cleaning performance and reduced noise level. It is fully compliant with OSHA silica dust regulations.



**SMART FEATURES**

- Tact auto cleaning filter system
- Wider, inner diameter of vacuum hose: 1-3/8"
- On-board storage of accessories
- Crush resistant hose stows conveniently on top for storage

**NT 50/1 Tact TE**

Technical data		
Container capacity	gal	13.5
Vacuum motor	amp	8
Water lift	in	92
Max. power rating	W	1,380
Filtration system		Tact
Cable length	ft	25
Hose length & diameter		1-3/8" x 13 ft
Air flow rate	cfm	150
Operating noise level	dBA	68
Weight	lbs	40
Dimensions (L x W x H)	in	22 x 14.5 x 41.1

Model #	Part #	Description	List Price
NT 50/1 Tact TE	1.148-416.0.0	13.5-gallon wet/dry vacuum with Tact	\$ 1,024

Accessories	List Price
2.889-192.0 Stainless steel vacuum tube set *	\$56.00
2.889-135.0 Vacuum hose 13 ft (TE versions) *	\$41.60
2.889-170.0 Ergonomic bend *	\$16.30
2.889-152.0 Wet and dry floor nozzle *	\$41.60
2.889-159.0 Crevice nozzle *	\$13.00
2.889-151.0 Power tool adaptor (TE versions) *	\$25.00
2.889-155.0 Fleece filter bags *	\$40.00
6.907-629.0 HEPA filter *	\$ 116.00

\* Included

See page 44 for optional accessory order numbers.

# NT 30/1, 40/1, 50/1 ACCESSORIES

Accessories		List Price
2.889-137.0	Vacuum hose 1-3/8 inch diameter (DN 35) 13 ft electrically conductive	\$112.00
2.889-136.0	Vacuum hose 1-3/8 inch diameter (DN 35) 8 ft electrically conductive	\$88.00
2.889-164.0	Vacuum hose 1-3/8 inch diameter (DN 35) 8 ft heat-resistant	\$400.00
2.889-172.0	Ergonomic bend 1-3/8 inch diameter (Dn 35) with soft grip electrically conductive	\$48.00
2.889-148.0	Ergonomic bend 1-3/8 inch diameter (DN 35) with soft grip and vacuum power regulation	\$16.30
6.907-455.0	Flat pleated filter PTFE	\$116.00
2.679.000.0	Drilling dust nozzle 1-3/8 inch diameter (DN 35)	\$36.00
2.889-138.0	Vacuum hose 1-5/8 inch diameter (DN 40), 13 ft	\$59.00
2.889-139.0	Vacuum hose 1-5/8 inch diameter (DN 40), 8 ft	\$49.00
2.889-141.0	Vacuum hose 1-5/8 inch diameter (DN 40), 13 ft electrically conductive	\$120.00
2.889-140.0	Vacuum hose 1-5/8 inch diameter (DN 40), 13 ft oil-resistant	\$135.00
2.889-171.0	Ergonomic bend 1-5/8 inch diameter (DN 40), with soft grip	\$22.00
2.889-172.0	Ergonomic bend 1-5/8 inch diameter (DN 40), with soft grip electrically conductive	\$48.00
2.889-194.0	Set of vacuum tubes 1-5/8 inch diameter (DN 40), 2 x 1.8 ft, stainless steel	\$59.00
5.453-042.0	Power tool adapter, fits these size shrouds: 1.06" - 1.10" OD, 1.25" - 1.32" OD, 1.37" - 1.44" OD, 1.47" - 1.50" OD (Photo 1 below)	\$27.90
5.453-016.0	Power tool adapter, fits these size shrouds: 1.06" - 1.07" OD, 1.27" - 1.30" OD, 1.40" - 1.41" OD (Photo 2 below)	\$14.99
5.407-108.0	Power tool adapter: connects to 40mm hose connection, screws into 35mm hose or 5.453-016.0 tool adapter (Photo 3 below)	\$9.99
2.637-217.0	Power tool "Y" adapter (Photo 4 below)	\$52.00
5.453-085.0	Power tool adapter sleeve 40 x 50 mm (Photo 5 below)	\$35.00
5.407-113.0	Reducer, DN 40 to DN 35 hose connection (Photo 6 below)	\$12.80
5.031-703.0	Tension ring (order with 5.407-113.0)	\$2.50



## NT 48/1



### Standard class - high suction.

These standard class wet and dry vacuum cleaners are ideal for wet and dry vacuuming of small areas with powerful suction performance. Robust, affordable and versatile, they effortlessly pick up dirt and liquid and are ideal for contract cleaners and for use in the automotive industry.

- Optional wet filter bags for water pick up
- Drain hose
- Electronic tank level monitor

NT 48/1

Technical data		
Container capacity	gal	12
Vacuum motor	AMPS	10
Water lift	in	80
Max. power rating	W	1,200
Filtration system		Traditional cylindrical
Cable length	ft	25 (7.6 m)
Hose length & diameter	ft x in	8 x 1.37 (2,438 mm x 35 mm)
Air flow rate	cfm	141
Operating noise level	dBA	66
Weight	lbs	22 (10 kg)
Dimensions (L x W x H)	in	19 x 15.4 x 30.3 (485 mm x 390 mm x 770 mm)

Model #	Part #	Description	List Price
NT 48/1	1.428-623.0	28" walk-behind sweeper	\$456

Accessories	List Price	Accessories	List Price
6.904-285.0 Paper Filter Bag * (5-Pack, 1 Bag Included with Machine)	\$65.15	6.906-383.0 17.7" Aluminum All-Purpose Head with Height-Adjustable Rollers, Brush Stripes and Oil-Resistant Squeegees	\$341.50
4.440-626.0 8' x 35 mm Hose w/ Comfort. Hand Grip *	\$40.90	2.860-113.0 6.3" Turbo Nozzle, Plastic w/ Reducer 35/32	\$150.50
6.906-240.0 Crevice Nozzle, DN35 *	\$4.20	2.860-114.0 10.6" Turbo Nozzle, Plastic w/ Reducer 35/32	\$219.00
6.906-512.0 All-Purpose Nozzle*	\$43.65	6.903-033.0 11.4" Crevice Tool	\$9.99
6.900-385.0 8.3" All Purpose Crevice Nozzle*	\$12.10	6.900-233.0 4.7" Plastic Upholstery Nozzle, 35 mm ID	\$15.10
6.900-514.0 1.6" Metal Suction Tube (35 mm ID)*	\$23.20	6.903-035.0 Plastic, Pipe Diameter 3.9"	\$139.50
6.414-789.0 Cylindrical Dust Filter*	\$31.50	6.903-862.0 Suction Brush, Natural Hair, Pivotal, 35 mm ID	\$25.95
6.903-034.0 Radiator Brush (for use with 6.900-385.0)	\$24.70	2.860-116.0 Nozzle Set, Crevice Tool, Upholstery Tool, Round Brush, 35 mm ID	\$54.35
6.906-384.0 14.6" Aluminum All-Purpose Nozzle with Height-Adjustable Rollers, Brush Strips and Oil Resistant Squeegees	\$250.50	2.863-147.0 All-Purpose Brush, Soft Bristles 35 mm ID	\$73.40
6.906-513.0 10.2" Plastic All-Purpose Nozzle with Height-Adjustable Rollers, Brush Stripes and Rubber Lips	\$93.75	8.622-960.0 Replacement Squeegee for Recover 12 w/ Squeegee	\$48.30
6.906-554.0 14.2" Plastic All-Purpose Head w/ Rollers, Brush Strips and Standard Squeegee	\$52.55		

\* Included



## NT 68/1



### Designed with water pick-up in mind.

The NT 68/1 offers more efficient water pick up with its front mounted and self-adjusting squeegee assembly. Its unique 18 gallon capacity is designed to empty complete without the need for tipping.

- 24" Front-mounted squeegee
- On-board tool and safety sign storage
- Ergonomic and durable powder-coated handle
- Crush-proof hose
- Large transport wheels

#### NT 68/1

##### Technical data

Container capacity	gal	18 (68 l)
Vacuum motor	AMPS	10
Water lift	in	80
Max. power rating	W	1380
Cable length	ft	50
Hose length & diameter	ft x in	8 x 1.37 (2,438 mm x 35 mm)
Air flow rate	cfm	142
Operating noise level	dBA	71
Weight	lbs	64 (29 kg)
Dimensions (L x W x H)	in	35.5 x 24.5 x 37.5 ( 901 mm x 622 mm x 953 mm)

Model #	Part #	Description	List Price
NT 68/1	1.103-494.0	18-gallon wet vacuum with 24" front squeegee, with tools	\$1,051

Accessories		List Price	Accessories		List Price
6.414-789.0	Cylindrical Dust Filter	\$31.50	2.860-114.0	10.6" Turbo Nozzle, Plastic w/ Reducer 35/32	\$219.00
6.904-285.0	Paper Filter Bag (5-Pack, 1 Bag Included with Machine)	\$65.15	6.900-922.0	14.6" Crevice Nozzle, Metal	\$130.50
6.900-385.0	8.3" All Purpose Crevice Nozzle	\$12.10	6.903-033.0	11.4" (290 mm) Crevice Nozzle, Plastic	\$9.99
6.906-240.0	Crevice Nozzle, DN35	\$4.20	2.860-113.0	6.3" Turbo Nozzle, Plastic w/ Reducer 35/32	\$150.50
6.906-384.0	14.6" Aluminum All-Purpose Nozzle with Height-Adjustable Rollers, Brush Strips and Oil Resistant Squeegees	\$250.50	6.906-554.0	14.2" Plastic All-Purpose Head w/ Rollers, Brush Strips and Standard Squeegee	\$52.55
6.906-513.0	10.2" Plastic All-Purpose Nozzle with Height-Adjustable Rollers, Brush Stripes and Rubber Lips	\$93.75	6.906-383.0	17.7" Aluminum All-Purpose Head wit Height-Adjustable Rollers, Brush Stripes and Oil-Resistant Squeegees	\$341.50
6.903-018.0	14.6" Aluminum All-Purpose Head with Height-Adjustable Rollers, Brush Stripes and Rubber Lips	\$280.50	6.902-154.0	Wand	\$74.95
6.906-554.0	14.2" Plastic All-Purpose Head w/ Rollers, Brush Strips and Standard Squeegee	\$52.55	8.635-292.0	Front mount squeegee assembly	\$222.00
			6.906-512.0	Squeegee head	\$43.65

\* Included

# BR 35/12 C BP



**The race is always won in the corners.**

Thanks to our innovative steerable scrub deck, the BR 35/12 C Bp can clean up to the wall at a 90° angle. It can even clean in reverse. The height-adjustable and telescoping handle allows optimal ergonomics for any operator. The folding steering column also makes it easy to secure for transport.



- Scrub deck allows for scrubbing in any direction
- Telescoping handle adjusts to any operator's height
- Brush height is adjustable for multiple floor types
- Kärcher's unique eco!efficiency mode features increased operation by 50% and reduces noise by 40%

**BR 35/12 C Bp**

Technical data		
Brush working width	in	14
Vacuum working width	in	18
Productivity	ft <sup>2</sup> / h	15,069
Intake performance	W	500
Down pressure	lbs	29
Fresh water/waste water tank	gal	3 / 3
Brush speed	rpm	700-1,500
Weight (including battery)	lbs	77
Dimensions (L x W x H)	in	39 x 18 x 51

Model #	Part #	Description	List Price
BR 35/12 C Bp	1.783-454.0	Compact scrubber with 14" cylindrical brushes	\$4,789

Accessories		List Price
4.037-031.0	Cylindrical Brush, red, medium*	\$95.00
4.037-036.0	Cylindrical Brush, white, soft	\$126.00
4.037-037.0	Cylindrical Brush, orange, high/low	\$149.00
4.037-038.0	Cylindrical Brush, green, hard	\$237.00
4.037-039.0	Cylindrical Brush, black, very hard	\$304.00
4.762-009.0	Cylindrical Pad cylindrical shaft	\$277.00
6.369-053.0	Cylindrical Pads on sleeve, yellow, soft	\$97.00
6.369-047.0	Cylindrical Pads on sleeve, red, medium	\$97.00
6.369-052.0	Cylindrical Pads on sleeve, green, hard	\$97.00
4.037-040.0	Cylindrical microfiber pad, for daily cleaning of delicate surfaces including LVT and stone tile	\$123.00
4.037-035.0	Squeegee blade set, standard, oil-resistant, polyurethane*	\$45.00
6.654-294.0	Lithium-ion battery, 21 Ah*	\$2,463.00

\* Included

## BD 38/12 C BP



### Steer your way to cleaner floors.

Thanks to our innovative steerable scrub deck, the BD 38/12 C Bp can clean up to the wall at a 90° angle. It can also clean in reverse, or in any needed. The height-adjustable, telescoping and folding steering column allows optimal ergonomics for any operator. The folding steering column also makes it easy to secure for transport.



- Scrub deck allows for scrubbing in any direction, and cleans right up to the edge
- Telescoping handle adjusts to any operator's height
- Kärcher's unique eco!efficiency mode features increased operation by 50% and reduces noise by 40%

#### BD 38/12 C BP

#### Technical data

Cleaning path	in	15
Productivity (practical / theoretical)	ft <sup>2</sup> / h	12,270 / 16,360
Battery run time	min	60-120
Battery recharge time	hrs	2-3
Brush speed	rpm	180 / 150
Sound level (standard/eco)	dBA	65 / 62
Brush motor power (standard/eco)	W	250 / 200
Tank volume (fresh/dirty)	gal	3.2 / 3.2
Weight	lbs	79
Dimensions (L x W x H)	in	37 x 20 x 51

Model #	Part #	Description	List Price
BD 38/12 C BP	1.783-431.0	Compact scrubber with 15" disc brush	\$4,066

Accessories		List Price
6.907-151.0	Disc brush, red*	\$176.50
6.654-294.0	Lithium-ion battery, 21 Ah*	\$2,463.00
4.037-059.0	Squeegee blades, made from transparent and oil-resistant polyurethane, includes front and rear blade*	\$45.55
6.907-150.0	Pad driver plate	\$232.00
6.369-003.0	Red disc pads, set of 5	\$61.80
6.369-002.0	Green disc pads, medium soft, green, set of 5	\$61.80
6.369-001.0	Black disc pads, hard, set of 5	\$61.80
6.905-060.0	Disc microfiber pad, for daily cleaning of delicate surfaces, including LVT and stone tile, set of 5	\$150.00

\* Included

# BD 50/50 C Classic BP



**Easier cleaning performance.**

This economically-designed scrubber provides you all the cleaning power to take on large applications - perfect for retail environments, schools and health care facilities.



- 20" disc brush or pad driver
- EASY-Operation
- Dial-adjustable squeegee
- Easy access to batteries

**BD 50/50 C Classic BP**

Technical data		
Working width, brushes or pads	in	20
Working width, vacuuming	in	33.5
Practical area performance	ft <sup>2</sup> / h	13,200
Fresh/dirty water tank volume	gal	13.2 / 13.2
Water flow max.	gpm	.608
Minimum turning radius	in	59
Power rating, overall machine	W	1100
Brush Speed	rpm	180
Weight (without battery)	lbs	126
Operating noise level	dBA	66
Dimensions (L x W x H)	in	47 x 21 x 39
Contact pressure	lbs	59-62

Model #	Part #	Description	List Price
BD 50/50 C Classic BP - Disc Brush	9.841-369.0	20" disc brush scrubber with 105 Ah batteries and shelf charger	\$4,610
BD 50/50 C Classic BP - Disc Brush	9.841-370.0	20" disc brush scrubber with 100 Ah AGM batteries and shelf charger	\$5,100
BD 50/50 C Classic BP - Pad Driver	9.841-384.0	Pad driver scrubber with 105 Ah batteries and shelf charger	\$4,610
BD 50/50 C Classic BP - Pad Driver	9.841-385.0	Pad driver scrubber with 100 Ah AGM batteries and shelf charger	\$5,100

Accessories	List Price	Accessories	List Price
4.905-026.0 Brush, Medium Red (for disc machines only) *	\$257.50	6.371-146.0 Pad, Beige (natural fiber, 5 pieces)	\$365.50
4.762-534.0 Pad Drive Board (for pad driver versions only) *	\$706.50	4.777-401.0 Squeegee, 33.5" Straight	\$811.50
6.369-079.0 Pad, Medium Soft Red [5 pieces] (for pad machines only) *	\$221.50	5.035-488.0 Home Base Adapter	\$4.60
4.777-411.0 Squeegee, 33.5" Curved *	\$97.85	6.980-077.0 Double Hook	\$8.35
4.905-027.0 Brush, Soft Natural	\$232.00	4.035-406.0 Home Base Box Kit	\$99.65
4.905-029.0 Brush, Hard Black	\$355.50	6.980-078.0 Mop Clip	\$7.15
6.369-078.0 Pad, Medium Hard Green	\$96.90	6.980-080.0 Bottle Hook	\$11.95
6.369-077.0 Pad, Hard Black	\$97.85	4.070-075.0 Universal Hook	\$34.90
6.369-468.0 Pad, Beige	\$96.90		

\* Included

## B 40 C/W BP



### Quiet, compact, innovative and customizable

We built this machine to be easy to operate, safe and easy to maintain. Our Kärcher Intelligent Key (KiK) and our advanced EASY operation are some of the many reasons why the B 40 C/W family offers a full spectrum of safety and protection for operators, machines and your floors.



- Control power, noise and consumption
- Choose disc, cylindrical and orbital decks from 17" to 22"
- Change deck quickly and without tools

#### B 40 C/W BP

+ Brush head and Disc Technical data		B 40 W DISC	B 40 W CYLINDRICAL	B 40 C DISC	B 40 C CYLINDRICAL
Nominal voltage	V	24	24	24	24
Brush working width	in	17-20, disc	18-22, cylindrical	17-20, disc	18-22, cylindrical
Working width, suction	in	33.5	33.5	33.5	33.5
Theoretical productivity	ft <sup>2</sup> / h	18,300-23,680	18,300-23,680	18,300-23,680	18,300-23,680
Fresh/dirty water tank volume	gal	10.6 / 10.6	10.6 / 10.6	10.6 / 10.6	10.6 / 10.6
Maximum Water flow	gal	0.68	0.68	0.68	0.68
Maximum speed	rpm	1,200	1,200	1,200	180
Power consumption, entire device	W	1300	1300	1100	180
Power consumption, vacuum motor	W	500	500	500	500
Power consumption, brush motors	W	600	600		
Power consumption, traction motor	W	130	130		
Operating noise level	dBA	60-69	60-69	60-69	60-69
Weight (with battery)	lbs	307-384	307-384	290-370	290-370
Dimensions (L x W x H)	in	49 x 20.5 x 45	49 x 20.5 x 45	49 x 20.5 x 45	49 x 21.1 x 45

Model #	Part #	Description	List Price
B 40 W Bp	9.841-122.0	Traction drive, scrub deck sold separately, 24V/105 Ah batteries	\$6,250
B 40 W Bp	9.841-123.0	Traction drive, scrub deck sold separately, 24V/138 Ah AGM batteries	\$6,925
B 40 C Bp	9.841-120.0	Scrub deck sold separately, 24V/105 Ah batteries	\$4,536
B 40 C Bp	9.841-121.0	Scrub deck sold separately, 24V/138 Ah AGM batteries	\$5,120
B 40 W Bp	9.841-372.0	Traction drive, R 55 cylindrical scrub deck, 24V/105 Ah wet batteries	\$7,790
B 40 W Bp	9.841-373.0	Traction drive, D 51 disc scrub deck, 24V/105 Ah batteries	\$7,410
B 40 W Bp	9.841-374.0	Traction drive, R 55 cylindrical scrub deck, 24V/138 Ah AGM batteries	\$8,465
B 40 W Bp	9.841-375.0	Traction drive, D 51 disc scrub deck, 24V/138 Ah AGM batteries	\$8,085



# B 40 C/W BP Accessories

<b>Accessories</b>		<b>List Price</b>
4.777-411.0	Curved squeegee assembly, 33.5 inches, with caster, polyurethane*	\$706.50
5.035-488.0	Home Base kit* (adapter and cable hook)	\$4.60
6.980-077.0	Double hook* (requires 5.035-488.0)	\$8.35
5.035-344.0	Operator key, yellow*	\$43.15
5.035-348.0	Foreman key, gray*	\$55.10
4.035-369.0	Lid with tank rinsing system	\$471.00
4.035-345.0	Quick fill tank system (requires 9.083-003.0)	\$161.00
9.083-003.0	Hose coupling	\$6.10
6.273-207.0	Squeegee blade set, oil resistant	\$56.65
6.273-229.0	Squeegee blade set, anti stripe oil resistant	\$70.05
6.273-290.0	Squeegee blade set, for textured floors	\$147.50
6.273-213.0	Squeegee blade set, EPDM	\$136.00
4.777-401.0	Squeegee assembly, 33.5 inch, straight, made of oil-resistant transparent polyurethane, for smooth floors	811.50
4.777-406.0	Straight squeegee assembly, 33.5 Inches, w/o caster, rubber	\$631.50
4.777-416.0	Curved squeegee assembly, 33.5 Inches, w/o caster, rubber	\$692.00
4.035-374.0	Home Base kit (includes mop support, mop clip and bottlehook)	\$103.00
4.035-406.0	Home Base kit carrying case	\$99.65
5.035-488.0	Home Base kit (adapter and cable hook)	\$4.60
6.980-078.0	Mopclip (requires 5.035-488.0)	\$7.15
5.035-655.0	Mop bracket (for mop support 5.035-655.0)	\$30.20
5.035-656.0	Mop bracket (for mop support 5.035-655.0)	\$26.25
6.980-080.0	Bottle hook (requires 5.035-488.0)	\$11.95
4.035-408.0	Operator key, yellow, set of 5	\$208.50
5.035-348.0	Foreman Key, Gray	\$55.10
5.035-337.0	Service technician key, red	\$91.15

\* Included

For cleaning heads and brushes, please see pages 56-58.

## B 60 W BP



### Efficient and quiet.

The B 60 W Bp is the walk-behind scrubber built for efficiency, choose between cylindrical, disc or orbital mechanics and various widths to suit your needs with our interchangeable scrub decks. Choose setting for your operators with our innovative KiK key system.



- Slimline design for narrow pathways
- Control power, noise and consumption
- Choose disc, cylindrical and orbital decks from 22" to 26"
- Change deck quickly and without tools

#### B 60 W BP

		R 55	D 55	R 65	D 65	S 65
<b>+ Brush head</b>						
<b>Technical data</b>						
Cleaning width	in	22	22	26	26	26
Working width, suction	in	33	33	37	37	37
Theoretical productivity	ft <sup>2</sup> / h	23,680	23,680	27,986	27,986	23,681
Fresh/dirty water tank volume	gal	16 / 16	16 / 16	16 / 16	16 / 16	16 / 16
Maximum Water flow	gal	1	1	1	1	1
Maximum speed	rpm	600 - 1300	180	600 - 1300	180	2000
Operating noise level	dBa	61 - 66	61 - 66	61 - 66	61 - 66	61 - 66
Weight (with battery)	lbs	400	360	425	400	430
Dimensions (L x W x H)	in	59 x 26 x 45	58 x 26 x 45	60 x 29 x 45	60 x 29 x 45	57 x 28 x 45

Model #	Part #	Description	List Price
B 60 W Bp	9.841-171.0	Scrub deck sold separately, 24V/245 Ah wet batteries, shelf charger	\$8,025
B 60 W Bp	9.841-181.0	Scrub deck sold separately, 24V/230 Ah AGM batteries, shelf charger	\$8,930
B 60 W Bp	9.841-386.0	D 65 disc scrub deck, 24V/245 Ah wet batteries	\$10,125
B 60 W Bp	9.841-387.0	D 65 disc scrub deck, 24V/230 Ah AGM batteries	\$11,035
B 60 W Bp	9.841-172.0	R 65 cylindrical scrub deck, 24V/245 Ah batteries, shelf charger	\$9,965
B 60 W Bp	9.841-173.0	R 65 cylindrical scrub deck, 24V/230 Ah AGM batteries, shelf charger	\$10,870
B 60 W Bp	9.841-174.0	S 65 orbital scrub deck, 24V/245 Ah batteries, shelf charger	\$11,055
B 60 W Bp	9.841-175.0	S 65 orbital scrub deck, 24V/230 Ah AGM batteries, shelf charger	\$11,960

Accessories	List Price	Accessories	List Price
4.777-412.0 Squeegee assembly, 37-inch, curved polyurethane oil-resistant blades, standard on machines with R 75 & D 75 scrub decks*	\$739.50	9.083-003.0 Hose coupling	\$6.10
5.035-488.0 Home Base kit (adapter and cable hook)*	\$4.60	6.273-214.0 Squeegee blade set, blue EPDM	\$137.00
6.980-077.0 Double hook (requires 5.035-488.0)*	\$8.35	6.273-208.0 Squeegee blade set, oil resistant (standard w/ 4.777-412.0)	\$286.50
4.035-386.0 Lid with tank rinsing system	\$585.00	6.273-205.0 Squeegee blade set, anti stripe oil resistant	\$81.90
4.035-345.0 Quick fill tank system (requires 9.083-003.0)	\$161.00	6.273-291.0 Squeegee blade set, for textured floors	\$315.00
		4.035-472.0 New connection element for cylindrical brush heads, B 60 W	\$107.50

\* Included

For cleaning heads and brushes, please see pages 56-58.

## B 80 W BP



This large scrubber easily goes anywhere.

The B 80 W BP scrubbers cover a lot of area quickly, but are still easily maneuverable. They feature a robust, interchangeable, maintenance-friendly scrub deck. Choose from cylindrical or disc in 22", 26", or 30" widths.



- Control power, noise and consumption
- Decks automatically raise and lower as necessary
- Interchangeable decks change quickly without tools
- Easy-to-read symbols on color display for selecting cleaning modes

### B 80 W BP

+ Brush head		R 65	R 75	D 65	D 75
<b>Technical data</b>					
Brush working width	in	26	30	26	30
Working width, squeegee	in	37	37	37	37
Theoretical productivity	ft <sup>2</sup> / h	27,986	32,292	27,986	32,292
Fresh/dirty water tank volume	gal	21 / 21	21 / 21	21 / 21	21 / 21
Maximum Water flow	gal	2	2	2	2
Maximum speed	rpm	600 - 1300	600 - 1300	180	180
Operating noise level	dBA	61 - 66	61 - 66	61 - 66	61 - 66
Weight (excluding battery)	lbs	282	284	289	293
Dimensions (L x W x H)	in	61 x 29 x 45	61 x 32 x 45	62 x 29 x 45	64 x 32 x 45

Model #	Part #	Description	List Price
B 80 W Bp	9.841-197.0	Scrub deck sold separately, 24V/225 Ah wet batteries, on-board charger	\$11,415
B 80 W Bp	9.841-202.0	Scrub deck sold separately, 24V/260 Ah wet batteries, on-board charger	\$11,465
B 80 W Bp	-	R 75 and D 75 decks are ordered separately, please see pages 54-57 for more information and pricing	-
B 80 W Bp	9.841-196.0	D 65 disc scrub deck, batteries and charger sold separately	\$11,275
B 80 W Bp	9.841-195.0	R 65 cylindrical scrub deck, batteries and charger sold separately	\$11,445
B 80 W Bp	9.841-199.0	Scrub deck sold separately, 24V/255 Ah AGM batteries, on-board charger	\$12,535
B 80 W Bp	9.841-388.0	D 65 disc scrub deck, 24V/225 Ah wet batteries	\$13,515
B 80 W Bp	9.841-204.0	D 65 disc scrub deck, 24V/260 Ah wet batteries	\$13,565
B 80 W Bp	9.841-198.0	R 65 cylindrical scrub deck, 24V/225 Ah wet batteries, on-board charger	\$13,345
B 80 W Bp	9.841-200.0	R 65 cylindrical scrub deck, 24V/255 Ah AGM batteries, on-board charger	\$14,470
B 80 W Bp	9.841-201.0	D 65 disc scrub deck, 24V/255 Ah AGM batteries, on-board charger	\$14,635
B 80 W Bp	9.841-203.0	R 65 cylindrical scrub deck, 24V/260 Ah wet batteries, on-board charger	\$13,400

Accessories	List Price
4.777-412.0 Squeegee assembly, 37-inch, curved polyurethane oil-resistant blades, standard on machines with R 75 & D 75 scrub decks*	\$739.50
5.035-488.0 Home Base kit (adapter and cable hook)*	\$4.60
6.980-077.0 Double hook (requires 5.035-488.0)*	\$8.35

\* Included

Accessories	List Price
8.600-251.0 Cable asm, bat. Jumper x 15" (required w/ no battery units)	\$51.25
4.035-345.0 Quick fill tank system (requires 9.083-003.0)	\$161.00
9.083-003.0 Hose coupling	\$6.10
6.273-205.0 Squeegee blade set, anti stripe oil resistant	\$81.90
6.273-291.0 Squeegee blade set, for textured floors	\$315.00

For cleaning heads and brushes, please see pages 56-58.

## B 150 R BP



### Race into efficiency with the B 150

The B 150 R can cover up to 64,580 ft<sup>2</sup>/hr making this one impressively productive scrubber. Although it can cover large areas quickly, we made sure that it has great visibility for safety. Our KIK operating system and the color coded controls make operation simple and intuitive. KIK allows managers to control what functions and settings their employees can use and adjust.



- All-wheel drive, grades up to 18% (Advanced version)
- All-wheel brake system for safety
- large color LCD screen to adjust everything to your needs including contact pressure, water volume, brush speed, etc.
- Auto tank-rinsing and auto-fill

#### B 150 R BP

+ Brush head		R 75	D 75	R 90	D 90
<b>Technical data</b>					
Working width, brushes	in	30	30	35	35
Working width, vacuuming	in	37	37	42	42
Fresh/dirty water tank volume	gal	40/40	40/40	40/40	40/40
Productivity (Theoretical / Practical)	ft <sup>2</sup> / h	48,438 / 34,445	48,438 / 34,445	58,125 / 40,903	58,125 / 40,903
Maximum Water flow	gpm	2	2	2	2
Brush speed	rpm	600 - 1300	180	600 - 1300	180
Power consumption, (eco)efficiency	W	2,800	2,800	2,800	2,800
Power consumption, traction motor, max.	W	2,500	2,500	2,500	2,500
Driving and cleaning speed	mph	3.7	3.7	3.7	3.7
Voltage supply	V	36	36	36	36
Noise level (standard / eco)	dB(A)	64 / 67	64 / 67	64 / 67	64 / 67
Waste container	gal	2	-	2.5	-
Weight (with battery)	lbs	959 - 1,146	959 - 1,146	959 - 1,146	959 - 1,146
Dimensions (L x W x H)	in	65 x 31 x 56	65 x 31 x 56	65 x 31 x 56	65 x 31 x 56

Model #	Part #	Description	List Price
B 150 R Bp	9.841-286.0	Scrub deck sold separately, 36V/360 Ah batteries	\$16,760
B 150 R Bp 2SB	9.841-287.0	Scrub deck sold separately, 36V/360 Ah batteries, dual side brushes	\$18,555
B 150 R Bp Advanced	9.841-288.0	Scrub deck sold separately, 36V/360 Ah batteries	\$23,395
B 150 R Bp 2SB Advanced	9.841-289.0	Scrub deck sold separately, 36V/360 Ah batteries, dual side brushes	\$25,200
B 150 R Bp	9.841-290.0	R 75 cylindrical scrub deck, 36V/360 Ah batteries	\$19,060
B 60 W Bp	9.841-291.0	R 75 cylindrical scrub deck, 36V/312 Ah AGM batteries	\$21,505
B 150 R Bp 2SB	9.841-294.0	R 75 cylindrical scrub deck, 36V/360 Ah batteries, dual side brushes	\$20,865
B 150 R Bp 2SB	9.841-295.0	R 75 cylindrical scrub deck, 36V/312 Ah AGM batteries, dual side brushes	\$23,300
B 150 R Bp	9.841-292.0	R 90 cylindrical scrub deck, 36V/360 Ah batteries	\$19,885
B 150 R Bp	9.841-293.0	R 90 cylindrical scrub deck, 36V/312 Ah AGM batteries	\$22,325
B 150 R Bp 2SB	9.841-296.0	R 90 cylindrical scrub deck, 36V/360 Ah batteries, dual side brushes	\$21,685
B 150 R Bp 2SB	9.841-297.0	R 90 cylindrical scrub deck, 36V/312 Ah AGM batteries, dual side brushes	\$24,130
B 150 R Bp	9.841-367.0	Scrub deck sold separately, 36V/312 Ah AGM batteries	\$19,195
B 150 R Bp 2SB	9.841-368.0	Scrub deck sold separately, 36V/312 Ah AGM batteries, dual side brushes	\$20,990
B 150 R Bp Advanced	9.841-365.0	Scrub deck sold separately, 36V/312 Ah AGM batteries	\$24,730
B 150 R Bp 2SB Advanced	9.841-366.0	Scrub deck sold separately, 36V/312 Ah AGM batteries, dual side brushes	\$26,545

# B 150 R BP Accessories

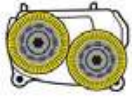
Accessories	List Price
4.777-412.0 Suction Bar, Curved, 37" (940 mm) - for use on machines with D 75 Brush Head*	\$739.50
4.777-413.0 Suction Bar, Curved, 42" (1060 mm) - for use on machines with D 90 Brush Head*	\$938.50
8.622-842.0 Battery, 6V, 360 Ah, low-maintenance*	\$662.50
8.629-184.0 Battery, 6V, 312 Ah, AGM*	\$1,040.00
8.628-408.0 Battery charger, 36V, 36A, 115V - for use with 8.622-842.0*	\$1,051.00
8.600-015.0 Battery charger, 36V, 21A, 115V - for use with 8.622-184.0 AGM*	\$1,154.00
2.642-058.0 Spray Suction Kit - for cleaning areas not easily accessed by machine (field installation required)	\$959.00
6.435-733.0 Back Wheel without profile - reduces wheel marks on sensitive, white floors (field installation required)	\$442.00
4.444-015.0 Suction Hose Accessories - 10.5 ft / 3.25 m for clean-up for water in corners or containers (field installation required)	\$174.50
4.035-516.0 B 360 <sup>0</sup> Warning Beacon (field installation required)	\$741.50
4.777-402.0 Suction Bar, Straight, 37" (940 mm) - standard on machines with R 75 Brush Head	\$772.50
4.777-403.0 Suction Bar, Straight, 42" (1060 mm) - standard on machines with R 90 Brush Head	\$820.00
6.273-215.0 Standard, Squeegee, Blue (2 required)	\$200.50
6.273-206.0 Oil Resistant Squeegee, Streak Free, Brown	\$76.80
2.641-811.0 Cleaning agent dosing system DS 3 - can be directly connected to the main water supply; the fresh tank is filled with the mixture of water and cleaning agent. Also in connection with the ABS filling system	\$1,344.00
6.435-810.0 Front tires, traction - with V profile and tire compound with especially good traction properties. Oil-proof	\$890.00
6.951-073.0 (1) Replacement Side Brush - only for use with R-type brush head	\$147.00
6.273-209.0 Squeegee Blade Set, Oil Resistant - standard with 4.777-413.0	\$81.90

\* Included

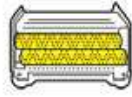
For cleaning heads and brushes, please see pages 56-58.



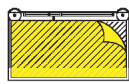
# Cleaning Heads: B 40, 60, 80 W BP and B 150 R BP



**D-Series**  
Disc Heads



**R-Series**  
Cylindrical Heads



**S-Series**  
Vibration Heads

We offer three different scrub decks to suit your unique needs. The three types R (cylindrical), D (disc) or S (vibration) each have their specific advantages. Disc decks are ideal for everyday scrubbing. Cylindrical heads are ideal for stubborn dirt or uneven surfaces. The S heads are very efficient at stripping of floors. No matter your need, Landa Kärcher Group has you covered.

**D 43 | 17-inch disc scrub deck**

Order No.	Description	List Price	B 40	B 60	B 80	B 150
2.763-023.0	D 43 head, 17-inch scrub deck for all battery-powered B 40 units	\$926.00	■			
4.762-533.0	Pad driver	\$206.00	■			
6.905-526.0	Disc microfiber pad, for daily cleaning of delicate surfaces including LVT and stone tile	\$457.50	■			
4.905-023.0	Disc brush, natural fibers	\$232.00	■			
6.369-470.0	Disc pad, red (general purpose/standard)	\$77.25	■			
4.905-022.0	Red disc brush, 17-inch	\$221.50	■			
4.905-024.0	Disc brush, white 17-inch	\$283.50	■			
4.905-025.0	Disc brush, black 17-inch	\$458.50	■			
6.369-472.0	Disc pad green (aggressive)	\$77.25	■			
6.369-473.0	Disc pad black (very aggressive)	\$77.25	■			
6.369-469.0	Disc pad white (soft)	\$77.25	■			
6.371-081.0	Disc pad beige (light aggregate)	\$77.25	■			
6.371-149.0	Disc pad, natural	\$149.50	■			

**D 51 | 20-inch disc scrub deck**

Order No.	Description	List Price	B 40	B 60	B 80	B 150
2.763-026.0	D 51 head, 20" / 510mm Scrub Deck for all Battery-Powered B 40 units	\$1,138.00	■			
4.905-026.0	Disc brush, medium grit, red, for general cleaning (standard on brush machines)	\$257.50	■			
4.905-028.0	Disc brush, very soft, for cleaning sensitive floors and polishing, white	\$201.00	■			
4.905-029.0	Disc brush, hard, for stubborn dirt and deep cleaning. Only for hard-wearing surfaces, black	\$355.50	■			
4.905-027.0	Disc brush, soft, made of natural fibers, for cleaning and polishing	\$232.00	■			
4.762-534.0	Pad driver, 19 inch, features a quick-change coupling and centerlock (standard on pad driver machines)	\$221.50	■			
6.371-271.0	Disc microfiber pad, for daily cleaning of delicate surfaces including LVT and stone tile	\$480.50	■			
6.369-079.0	Red disc pad, 20-inch, medium soft red for cleaning all types of floors, 5-pack	\$97.85	■			
6.369-078.0	Green disc pad, 20-inch, aggressive for cleaning heavily soiled floors and for deep cleaning, 5-pack	\$96.90	■			
6.369-077.0	Black pad, 20-inch, hard, for cleaning heavily soiled floors and for deep cleaning, 5 pack	\$97.85	■			
6.369-468.0	Beige disc pad, 20-inch, light grit, for polishing and refreshing of hard and elastic smooth floor coverings, 5 pack	\$96.90	■			
6.371-146.0	Beige disc pad, 20 inch, soft, natural hair, for polishing	\$365.50	■			

**D 55 | 22-inch disc scrub deck**

Order No.	Description	List Price	B 40	B 60	B 80	B 150
2.763-001.0	D 55 brush head, disc head, 22-inch	\$1,627.00		■		
4.905-015.0	Disc brush, white - soft	\$180.50		■		
4.905-016.0	Disc brush, natural bristles	\$170.00		■		
4.905-014.0	Disc brush, red, standard with D 55 head	\$144.00		■		
4.905-017.0	Disc brush, black - very aggressive	\$329.50		■		
4.762.445.0	Pad driver	\$159.50		■		
6.371-153.0	Disc pad, red (soft)	\$72.10		■		
6.371-154.0	Disc pad, green (medium)	\$72.10		■		
6.371-155.0	Disc pad, black (hard)	\$72.10		■		

# Cleaning Heads: B 40, 60, 80 W BP and B 150 R BP

<b>D 65   26-inch disc scrub deck</b>					
Order No.	Description	List Price	B 40	B 60	B 80 B 150
2.763-003.0	D 65 brush head, disc head, 26-inch	\$2,060.00		■	■
4.905-011.0	Disc brush, white - soft	\$185.50		■	■
4.905-012.0	Disc brush, natural bristles	\$185.50		■	■
4.905-010.0	Disc brush, red, standard with D 65 head	\$170.00		■	■
4.905-013.0	Disc brush, black - very aggressive	\$304.00		■	■
4.762-446.0	Pad driver	\$180.50		■	■
6.369-003.0	Red disc pads, set of 5	\$61.80		■	■
6.369-002.0	Green disc pads, medium soft, green, set of 5	\$61.80		■	■
6.369-001.0	Black disc pads, hard, set of 5	\$61.80		■	■
6.369-959.0	Disc microfiber pad, for daily cleaning of delicate surfaces including LVT and stone tile	\$185.50		■	■

<b>D 75   30-inch disc scrub deck</b>					
Order No.	Description	List Price	B 40	B 60	B 80 B 150
2.763-005.0	D 75 brush head, disc head, 30-inch	\$2,884.00			■
4.905-019.0	Disc brush, white - soft	\$180.50			■
4.905-020.0	Disc brush, natural bristles	\$232.00			■
4.905-018.0	Disc brush, red, standard with D 75 head	\$216.50			■
4.905-021.0	Disc brush, black - very aggressive	\$407.00			■
4.762-447.0	Pad driver	\$232.00			■
6.369-791.0	Disc pad, red (soft)	\$66.95			■
6.369-790.0	Disc pad, green (medium)	\$66.95			■
6.369-789.0	Disc pad, black (hard)	\$66.95			■
6.371-078.0	Disc microfiber pad, for daily cleaning of delicate surfaces including LVT and stone tile	\$201.00			■

<b>D 90   36-inch disc scrub deck</b>					
Order No.	Description	List Price	B 40	B 60	B 80 B 150
2.763-007.0	D 90 brush head, disc, 36-inch	\$3,584.00			■
6.906-989.0	Cylindrical white brush, soft, 36-inch	\$462.50			■
6.907-377.0	Cylindrical red brush, 36-inch	\$330.00			■
6.906-990.0	Cylindrical orange brush, high-low for grout, 36-inch	\$408.50			■
6.906-991.0	Cylindrical green brush, hard, 36-inch	\$624.00			■
6.906-992.0	Cylindrical black brush, very aggressive, 36-inch	\$661.50			■
4.762-189.0	Cylindrical pad shaft	\$483.00			■
6.369-389.0	White cylindrical pad, extra soft, set of 20	\$76.50			■
6.369-454.0	Yellow cylindrical pad, soft, set of 20	\$76.50			■
6.369-455.0	Green cylindrical pad, hard, set of 20	\$74.95			■
6.369-456.0	Red cylindrical pad, medium, set of 20	\$74.95			■

<b>R 45   18-inch CYLINDRICAL scrub deck</b>					
Order No.	Description	List Price	B 40	B 60	B 80 B 150
2.763-020.0	R 45 head, 18-inch scrub deck for non-traction drive machines (for C Units)	\$854.00	■		
2.763-019.0	R 45 head, 18-inch scrub deck for traction drive machines (for W Units)	\$864.00	■		
4.762-392.0	Cylindrical red brush, medium stiff bristles for all-around cleaning on smooth and textured floors	\$112.50	■		
4.762-405.0	Cylindrical white brush, soft bristles for gentle cleaning on all-surface floors	\$170.50	■		
4.762-406.0	Cylindrical orange brush, high-low bristles for cleaning all grouted surface floors	\$183.50	■		
4.762-407.0	Cylindrical green brush, stiff bristles for aggressive cleaning on irregular surface floors	\$332.50	■		
4.762-408.0	Cylindrical black brush, extremely stiff bristles for stubborn dirt on rugged floors	\$339.00	■		
4.762-413.0	Cylindrical pad shaft (required for all brushes below)	\$388.00	■		
4.114-009.0	Cylindrical microfiber pad, for daily cleaning of delicate surfaces including LVT and stone tile	\$224.00	■		
6.367-105.0	Cylindrical pad, yellow (soft)	\$211.50	■		
6.367-107.0	Cylindrical pads, red, general purpose	\$211.50	■		
6.367-108.0	Cylindrical pad, white, (very soft) for high-gloss floors	\$207.50	■		
6.367-106.0	Cylindrical pad, green (hard & aggressive)	\$211.50	■		

# Cleaning Heads & Brushes

<b>R 55   22-inch CYLINDRICAL scrub deck</b>						
Order No.	Description	List Price	B 40	B 60	B 80	B 150
2.763-013.0	R 55 head, 22-inch scrub deck for non-traction drive machines (for B 40 C units)	\$1,494.00	■			
2.763-011.0	R 55 head, 22-inch scrub deck for traction drive machines (for B 40 W units)	\$1,514.00	■			
4.762-393.0	Cylindrical red brush, 22-inch, medium stiff bristles for all-around cleaning on smooth and textured floors	\$159.00	■			
4.762-409.0	Cylindrical white brush, 22-inch, soft	\$224.50	■			
4.762-410.0	Cylindrical orange brush, 22-inch, high/low bristles for uneven floors	\$238.00	■			
4.762-411.0	Cylindrical green brush, 22-inch, hard bristles	\$395.00	■			
4.762-412.0	Cylindrical brush black 22-inch	\$451.00	■			
4.762-415.0	Cylindrical pad shaft, 22-inch, 2 required	\$316.50	■			
8.635-692.0	Cylindrical, stripping 22-inch	\$107.50	■			
4.114-010.0	Cylindrical microfiber pad, 22-inch, for daily cleaning of delicate surfaces including LVT and stone tile	\$255.50	■			
6.369-732.0	Yellow pad, 22-inch	\$157.50	■			
6.369-734.0	Red pad, 22-inch, medium grit for all-around cleaning on smooth and textured floors	\$120.50	■			
6.369-735.0	White pad, includes sleeve, 22-inch	\$154.50	■			
6.369-733.0	Green pad, 22-inch	\$121.50	■			
2.763-002.0	R 55 head, cylindrical, 22-inch	\$1,730.00		■		
6.906-977.0	Cylindrical brush, white, soft	\$224.00		■		
6.907-413.0	Cylindrical brush, red, standard with R 55 head	\$205.00		■		
6.906-978.0	Cylindrical brush, orange, hi-lo grout brush	\$203.50		■		
6.906-979.0	Cylindrical brush, green, hard	\$372.00		■		
6.906-980.0	Cylindrical brush, black, very aggressive	\$428.00		■		
8.635-692.0	Cylindrical, stripping 22-inch	\$107.50		■		
4.762-432.0	Cylindrical brush, red (2 required)	\$404.50		■		
6.369-389.0	White cylindrical pad, extra soft, set of 20	\$76.50		■		
6.369-454.0	Yellow cylindrical pad, soft, set of 20	\$76.50		■		
6.369-455.0	Green cylindrical pad, hard, set of 20	\$74.95		■		
6.369-456.0	Red cylindrical pad, medium, set of 20	\$74.95		■		

<b>R 65   26-inch Cylindrical scrub deck</b>						
Order No.	Description	List Price	B 40	B 60	B 80	B 150
2.763-004.0	R 65 brush head, cylindrical, 26-inch	\$1,895.00		■	■	
6.906-981.0	Cylindrical white brush, soft	\$265.00		■	■	
6.907-414.0	Cylindrical red brush	\$163.50		■	■	
6.906-982.0	Cylindrical orange brush, high-low for grout	\$244.50		■	■	
6.906-983.0	Cylindrical green brush, hard	\$421.50		■	■	
6.906-984.0	Cylindrical black brush, very aggressive	\$467.00		■	■	
4.762-433.0	Cylindrical Pad Shaft	\$444.00		■	■	
6.369-389.0	White cylindrical pad, extra soft, set of 20	\$76.50		■	■	
6.369-454.0	Yellow cylindrical pad, soft, set of 20	\$76.50		■	■	
6.369-455.0	Green cylindrical pad, hard, set of 20	\$74.95		■	■	
6.369-456.0	Red cylindrical pad, medium, set of 20	\$74.95		■	■	

<b>R 75   30-inch Cylindrical scrub deck</b>						
Order No.	Description	List Price	B 40	B 60	B 80	B 150
2.763-006.0	R 75 brush head, cylindrical, 30-inch	\$2,647.00			■	■
6.906-985.0	Cylindrical brush, white, soft	\$332.50			■	■
6.907-415.0	cylindrical brush, red, standard with R 75 head	\$229.00			■	■
6.906-986.0	Cylindrical brush, orange, hi-lo grout brush	\$297.50			■	■
6.906-987.0	Cylindrical brush, green, hard	\$532.50			■	■
6.906-988.0	Cylindrical brush, black, very aggressive	\$547.00			■	■
4.762-434.0	Cylindrical pad shaft	\$448.50			■	■
6.369-389.0	White cylindrical pad, extra soft, set of 20	\$76.50			■	■
6.369-454.0	Yellow cylindrical pad, soft, set of 20	\$76.50			■	■
6.369-455.0	Green cylindrical pad, hard, set of 20	\$74.95			■	■
6.369-456.0	Red cylindrical pad, medium, set of 20	\$74.95			■	■

# Cleaning Heads & Brushes

<b>R 90   36-inch Cylindrical scrub deck</b>						
Order No.	Description	List Price	B 40	B 60	B 80	B 150
2.763-007.0	R 90 brush head, cylindrical, 36-inch	\$3,584.00				■
6.906-989.0	Cylindrical white brush, soft, 36-inch	\$462.50				■
6.907-377.0	Cylindrical red brush, 36-inch	\$330.00				■
6.906-990.0	Cylindrical orange brush, high-low for grout, 36-inch	\$408.50				■
6.906-991.0	Cylindrical green brush, hard, 36-inch	\$624.00				■
6.906-992.0	Cylindrical black brush, very aggressive, 36-inch	\$661.50				■
4.762-189.0	Cylindrical pad shaft	\$483.00				■
6.369-389.0	White cylindrical pad, extra soft, set of 20	\$76.50				■
6.369-454.0	Yellow cylindrical pad, soft, set of 20	\$76.50				■
6.369-455.0	Green cylindrical pad, hard, set of 20	\$74.95				■
6.369-456.0	Red cylindrical pad, medium, set of 20	\$74.95				■

<b>S 65   26-inch VIBRATION scrub deck</b>						
Order No.	Description	List Price	B 40	B 60	B 80	B 150
2.763-030.0	S 65 brush head, oscillating scrub deck, 26-inch	\$2,966.00		■	■	
4.036-063.0	S 65 orbital head connection kit, required for connecting S 65 orbital, B 60 and B 80 units (required)	\$344.00		■	■	
4.036-061.0	S 65 orbital head connection kit, required for connecting S 65 orbital, B 90 units (required)	\$447.50				
8.635-789.0	Pad, S 65 surface prep, package of 5	\$173.50		■	■	
8.635-788.0	Pad, S 65, red, package of 5	\$132.00		■	■	
8.635-836.0	Pad, S 65, white, package of 5	\$132.00		■	■	

## SG 4/4



**Hygienically clean without the use of chemicals.**

Time is money—particularly in commercial cleaning. The SG 4/4 steamer has an ingenious two-tank filling system allowing for continuous use. Steam cleaning can impressively remove up to 99.999% of bacteria without chemical. It is also ideal for cleaning kitchens and grout.



**KILLS 99.999%\* BACTERIA  
WITHOUT CHEMICALS**

**CERTIFIED  
DISINFECTION**

- Our unique two-tank system allows for continuous use
- Very little time is needed to heat up the unit
- Control the level of steam
- Switch to pressurized hot water to remove stubborn dirt
- Kill 99.999% of bacteria with steam instead of with chemicals

### SG 4/4

#### TECHNICAL SPECIFICATIONS

Voltage	V	110
Steam temp/pressure	°F	248
Tank capacity	gal	1.06
Cable length	in	24.5
Weight without accessories	lbs	17.6
Dimensions (L x W x H)	in	19 x 12.6 x 10.8

Model #	Part #	Description	List Price
SG 4/4	1.092-805.0	SG 4/4, Commercial steam cleaner	\$1,360

Accessories			List Price	Accessories			List Price
4.321-114.0	Steam Hose*		\$112.00	2.863-171.0	Steam+Clean Microfiber Cloth Set for Bathrooms (Includes 4 different clothes)		\$104.50
4.127-023.0	Extension Tube*		\$41.10	2.863-172.0	Steam+Clean Microfiber Cloth Set for Kitchens (Includes 4 different clothes)		\$104.50
2.884-278.0	Floor Tool, 12.4"*		\$151.50	2.863-173.0	Steam+Clean Microfiber Velour Floor Cloth Set (Includes 2 cloths)		\$69.00
4.130-144.0	Hand Tool*		\$36.90	2.863-174.0	Steam+Clean Microfiber Velour Cloth Covers for the Hand Tool (Includes 2 cloths)		\$69.00
6.960-019.0	Cloth Set w/ 2 large floor cloths & 3 covers for hand tool*		\$21.75	6.369-481.0	Extra-Wide, Hard Wearing, Terry Cloth Towels (set of 5)		\$66.70
2.884-282.0	Power Nozzle*		\$35.85	6.370-990.0	Terry cloth cover (x5)		\$22.05
2.884-281.0	Point Jet Nozzle*		\$14.80	6.962-239.0	Two Wheel Transport Cart		\$423.00
4.130-115.0	Window Nozzle		\$55.35				
6.962-139.0	Brushes 5 X Per Pack		\$39.15				
2.863-062.0	Wallpaper Stripper		\$100.00				
2.863-077.0	Round Brush Set, 2X Red, 1X Black		\$18.20				
2.863-075.0	Round Brass Brush Set, 3 Nozzles		\$17.80				

\* Included



# SGV 6/5



**Hygiene, non-stop.**

The easy-to-use SGV 6/5 steam vacuum cleaner offers hygienic cleanliness. A single machine that is a steam cleaner and wet vacuum cleaner in one. With EASY Operation switch, secure accessory integration and hand tool for controlling the steam/vacuum function.



- One control for all operation
- Self-explanatory symbols for easy operation
- Designed for water refill while in use
- Adjustment knob on hand tool allows for water/steam regulation and on/off of the vacuum

**SGV 6/5**

Technical data		
Voltage	V	110-120
Steam temp/pressure	°F	327
Tank capacity	gal	1.3
Cable length	ft	24.5
Weight without accessories	lbs	86
Dimensions (L x W x H)	in	25 x 19 x 38

Model #	Part #	Description	List Price
SGV 6/5	1.092-003.0	Commercial steam cleaner and wet vacuum	4,414

Accessories	Description	List Price	Accessories	Description	List Price
2.863-011.0	Round brush set, 3 Brushes*	\$16.25	2.889-052.0	Adapter for attaching round brushes	\$6.40
2.889-005.0	Floor nozzle, 12" (300 mm)*	\$35.60	4.440-009.0	Steam suction hose	\$808.00
2.889-006.0	Brush strips for floor nozzle 2.889-005.0*	\$9.80	2.889-004.0	Extension tube set	\$113.00
2.889-007.0	Rubber strip, 12" (300 mm) for floor nozzle 2.889-005.0*	\$9.60	2.889-053.0	Triangular floor nozzle	\$46.50
2.889-008.0	Manual nozzle, 6" (150 mm)*	\$20.40	2.863-007.0	Round brush stainless steel (very hard bristles) set, 3 nozzles	\$7.60
2.889-009.0	Brush strip, 6" (150 mm) for manual nozzle 2.889-008.0*	\$8.20	2.863-008.0	Round brass brush (hard bristles) set, 3 nozzles	\$7.60
2.889-010.0	Rubber strip, 6" (150 mm) for manual nozzle 2.889-008.0*	\$9.30	2.863-009.0	Pekalon round brush (medium-hard bristles) set	\$8.35
2.889-011.0	Accessories Adapter	\$15.20			
2.889-028.0	Crevice nozzle	\$10.15			

\* Included

# SG1 C BP Gum Remover

Turn up the heat on removing gum once and for all.

The Kärcher SG1 Bp is the innovative new solution that vaporizes gum with heat. Safe to use on stone, concrete and even carpet. Great for maintaining shopping malls, schools, train stations, airports and supermarkets.



- Long-life lithium battery
- Low pressure fuel canisters are designed to ensure delivery of proper fuel volume and safe operation.
- SG1's biodegradable vegetable extract heats up debonding agents, dissolving gum without residue or mess.
- 1-year warranty

SG1 C Bp

**Technical data**

<b>Run time</b>	<b>hr</b>	4
<b>Weight</b>	<b>lbs</b>	11
<b>Dimensions (L x W x H)</b>	<b>in</b>	4.5 x 13 x 20.5

Model #	Part #	Description	List Price
SG1 C BP Gum Remover	1.013-104.0	Gum remover, 11 lbs with 4 hour run time	\$3,152

Accessories	List Price
8.639-871.0 Service Box, 8-9 hours of operation, includes 2 bottles of fuel, 4 bottles of chemical, and 2 stainless steel brushes	\$161.50
8.640-135.0 Stainless steel brushes (2-Pak) (for outdoor hard surfaces)	\$25.55
8.640-136.0 Green polypropylene brushes (2-Pak) (for carpet and material)	\$20.60
8.638-579.0 12-Pack of gas bottles	\$336.00
8.638-580.0 24 liters of gum remover solution	\$475.50

# AB 84 CUL



**Dry within minutes.**

The powerful AB 84 air blower moves up to 3,000 cfm of air cutting drying times by up to 50%! The ideal solution for use in the building trade and for water damaged areas.



- Wheels and push handle make this air blower easy to transport.
- Sturdy, four-point motor mount.
- Three standing positions.
- The AB 84 air blower shortens the drying time of spray-extracted or shampooed carpets by up to 50%.
- Built in carpet clip for use with flood restoration.
- For use with everything from emergency air removal from buildings to inflatable play grounds.

**AB 84 CUL**

Technical data			
<b>Air flow rate (levels 1/2/3)</b>	<b>m<sup>3</sup>/min</b>	56 / 70 / 84	
<b>Fan speed (levels 1/2/3)</b>	<b>rpm</b>	1600 / 1350 / 1050	
<b>Cable length</b>	<b>in</b>	25 (7.62 m)	
<b>Max. intake</b>	<b>W</b>	700	
<b>Weight</b>	<b>lbs</b>	39 (17.6 kg)	
<b>Dimensions (L x W x H)</b>	<b>in</b>	22.8 x 16 x 21.5 (580 mm x 410 mm x 264 mm)	

Model #	Part #	Description	List Price
AB 84 CUL	1.004-053.0	3-speed commercial air blower	\$315

## BV 11/1 HEPA



### Productivity with more comfort.

The BV 11/1 HEPA is a portable back mounted vacuum great for increasing productivity, efficiency, while saving you money. It features four-stage filtration and is available in six or ten quart filter bag designs with a powerful 1.7 hp vacuum motor. This back pack vacuum is light weight and has an ergonomic harness system.



- 2.5 gallon capacity
- Ergonomic harness system
- 6-piece tool kit
- Molded polyethylene housing
- HEPA filtration is standard

#### BV 11/1

Technical data			
<b>Air flow rate</b>	<b>cfm</b>	112 (52 l / s)	
<b>Water lift rating</b>	<b>in</b>	104 water lift	
<b>Container capacity</b>	<b>gal</b>	2.5	
<b>Max. power rating</b>	<b>hp</b>	1.6 hp - 1300 W, flow through design with internal thermal protection	
<b>Hose length / diameter</b>	<b>ft x in</b>	5 x 1.5 (1.5 m / 38 mm)	
<b>Cable length</b>	<b>ft</b>	50 (15.2 m)	
<b>Operating noise level</b>	<b>dBA</b>	67	
<b>Weight</b>	<b>lbs</b>	11 (5 kg)	
<b>Dimensions (L x W x H)</b>	<b>in</b>	23.7 x 8.8 x 10.5 (602 mm x 215 mm x 268 mm)	

Model #	Part #	Description	List Price
BV 11/1	9.840-514.0	10-quart back pack vacuum	\$605

Accessories	List Price
8.628-666.0 Wand, 2 PC Aluminum Double Curve *	\$60.00
8.619-894.0 Hose Assembly *	\$39.25
8.639-285.0 HEPA Pleated Filter (standard on HEPA models)	\$8.75
8.619-884.0 Filter Bag Liner, Cloth VP10 *	\$39.05
8.619-885.0 Filter Bag, VP10 Paper Pkg/10 *	\$33.90
8.619-887.0 Filter Dome *	\$2.25
8.604-141.0 Tool Kit, Back-Pack Vacuum * (includes 5 items below)	\$98.10
9.840-632.0 Vac Pac 2-Piece Aluminum Wand	\$57.00
8.628-445.0 Tool, Carpet	\$55.35
8.628-444.0 Tool, Bristle Shod Dry Pick-Up	\$61.30
8.619-876.0 Vac Pac Crevice Tool	\$18.85
8.631-254.0 Harness Assembly, Complete for VP6 & VP10	\$100.50

\* Included

## CV 300



### Dual motors for maximum power, superior maneuverability and quiet operation.

Kärcher's CV dual-motor upright vacuums are designed to be simultaneously powerful, lightweight and easy to maneuver. Our 1,000 watt vacuum motors pick up more dirt in a single pass than their comparable single-motor counterparts while our patented filtration system filters out particulates and allergens down to 0.3 microns.



- Powerful dual motor upright vacuum
- Indicator lights alert operator to shut down or blockage.
- innovative, articulating head for superior maneuverability
- Ergonomic carrying handle for easy transport
- High quality three step filtration for optimum air quality

#### CV 300

Technical data		
Working width	in	12 (305 mm)
Vacuum motor	HP	1.4 / 1000 W
Housing	Injection molded, high impact ABS & PP plastic	
Brush drive	Non-slip toothed belt, enclosed safety clutch & speed control	
Water lift	in	92
Air flow rate	cfm	102
Brush motor	HP	.24 / 175 W
Brush speed	rpm	2700
Noise level	dBA	69.5
Wheels	in	2 diameter, rubberized
Weight	lbs	19.6
Cable length	ft	40, 18/3 SJT
Dust bag	Triple layer bag, 3.5 liter, top-loading	
Dimensions (L x W x H)	in	47 x 12 x 8.5 (1193 mm x 305 mm x 216 mm)

Model #	Part #	Description	List Price
CV 300	1.012-059.0	12" dual-motor upright commercial vacuum	\$356

Accessories			List Price	Accessories			List Price
8.600-495.0	Brush Roller 12" (CV300 & Access 12") *		\$31.95	8.632-399.0	Access Polisher Head		\$423.50
8.632-214.0	Exhaust Filter Back *		\$44.70	8.632-400.0	Access 12" Vacuum Head		\$312.50
8.628-477.0	Filter, Motor Protection *		\$16.75	8.632-052.0	Green Pad		\$74.40
8.632-244.0	Clips, Attachment Dark Gray		\$13.30	8.632-053.0	Yellow/Red Pad (1 each) Set		\$157.00
8.633-398.0	Filter Bag (10 PK)		\$22.15	8.631-214.0	Polisher Pad, Blue - Very Fine Abrasive		\$30.90
8.632-245.0	Crevice Tool, Dark Gray		\$27.20	8.628-479.0	Package of 10, 3-Ply, Dust Bags for AX12 and AX15		\$22.35
8.614-629.0	Upholstery Nozzle, Dark Gray		\$28.55	8.630-933.0	Replacement Vacuum Fan Exhaust Filter for AX12 and AX15		\$44.70
8.614-100.0	Dusting Brush, Dark Gray		\$30.20	8.614-367.0	Tool Attachment Clip for Carrying an Accessory Tool		\$5.95
8.604-147.0	Kit, CV Upright Tools, Crevice Nozzle, Upholstery Nozzle, and Mounting Clip		\$46.45	8.614-086.0	Crevice Tool		\$23.90
8.634-975.0	20" Extension Tool		\$18.20				

\* Included



## EB 30/1



### For fast & efficient sweeping.

Whisper-quiet electric broom for discrete and quick interim cleaning. Features Lithium-Ion battery technology allows for long operating times - 30 minutes on carpets and up to 45 minutes on hard surfaces. Designed for commercial-duty, the EB 30/1 is durable and ergonomic. Includes one battery and charger.



- Equipped with a powerful quick-change battery, the EB 30/1 can be used anywhere
- a large capacity dustpan for coarse and fine debris and is easily removed for emptying
- Tool free brush replacement

### EB 30/1

Technical data		
<b>Working width</b>	<b>in</b>	12" (300 mm)
<b>Container capacity</b>	<b>gal</b>	.26 gallon (1 l)
<b>Noise level</b>	<b>dB</b>	56 dBA
<b>Operating time (carpet/hard surface)</b>	<b>min</b>	40 min / 60 min
<b>Battery charging time</b>	<b>hrs</b>	5 hrs
<b>Weight</b>	<b>lbs</b>	6 lbs
<b>Dimensions (L x W x H)</b>	<b>in</b>	9.8" x 11.8" x 43.3" (250 mm x 300 mm x 1100 mm)

Model #	Part #	Description	List Price
EB 30/1	1.545-121.0	12" Li-Ion battery-operated sweeper	\$195

Accessories	List Price
6.654-328.0 Li-Ion Battery *	\$73.00
4.762-400.0 Replacement Roller Brush, Packaged *	\$25.35
4.762-401.0 Roller Brush, Red, For Hard Surfaces	\$30.60
6.654-197.0 Rechargeable Battery Charger (For charging Kärcher rechargeable battery packs Ni-Cad, NiMH and Li-Ion type) *	\$165.00

\* Included

# BDS 51/175 C

**Engineered for rugged dependability.**

The BDS 51/175 C floor machine is a high quality, durable unit that offers power and versatility for scrubbing and stripping. It features an adjustable handle to accommodate various user heights and five inch non-marking wheels to allow easy transportation.



- All-steel triple planetary gear transmission
- Sure grip handle height adjustment
- Durable cast aluminum switch housing

**BDS 51/175 C**

Technical data		
<b>Pad speed</b>	<b>rpm</b>	175 rpm
<b>Pad diameter</b>	<b>in</b>	20" (510 mm)
<b>Pad drive diameter</b>	<b>in</b>	19" (480 mm)
<b>Optional brushes</b>		Nylon, Polypropylene, mild or aggressive grit
<b>Motor</b>	<b>hp / rpm</b>	1.5 hp single speed, 175 rpm
<b>Construction</b>		Rotomold base and die cast aluminum handle housing
<b>Hand tube</b>	<b>in</b>	1.5" (4 cm) cold rolled steel and non-marking PVC grips
<b>Wheels</b>	<b>in</b>	Two, 5" (127 mm ) x 1.25" (30 mm) non-marking
<b>Electric rating</b>	<b>V/hz</b>	115 V, 60 Hz
<b>Weight</b>	<b>lbs</b>	112 lbs (51 kg)
<b>Dimensions (L x W x H)</b>	<b>in</b>	24.5" x 21" x 47" (620 mm x 530 mm x 1190 mm)

Model #	Part #	Description	List Price
BDS 51/175 C	1.009-092.0	20" dual speed burnisher	\$1,045

Accessories		List Price
8.628-430.0	Pad Driver, 20" with Clutch Plate (BDS 51/175 C & Bolt 20") *	\$168.50
8.600-062.0	Solution Tank for BDS & Bolt Polishers, 4 gal. (15 ltr.)	\$245.50
8.600-507.0	Center Lock	\$23.05
8.628-369.0	20" Aggressive Grit Brush with Clutch Plate	\$332.50
8.628-378.0	20" Mild Grit Brush with Clutch Plate	\$332.50
8.628-379.0	20" Nylon Polish Brush with Clutch Plate	\$160.50
8.628-377.0	20" Nylon Scrub Brush with Clutch Plate	\$160.50
8.628-370.0	20" Polypropylene Brush with Clutch Plate	\$107.50
8.625-259.0	20" Sanding Disc	\$454.50

\* Included



# Detergents



## General Purpose

General Purpose Cleaners: General Purpose and Floor Cleaners. Designed for daily cleaning of facility surfaces, tools and floors.

Product Description	pH	Color	Scent	Dilution	Foam	Hardness	Phosphate	Size	Part #	List Price
						1-5	Free			
General Purpose Cleaner	10.2	purple	slight	1:128	low	5	■	5 Gal	8.719-145.0	\$71.50
General Purpose Cleaner is a blend of ingredients formulated to provide a low-foaming detergent for safe removal of dirt and grime off a broad range of surfaces. It is formulated to pass through a pressure washer without damaging the high-pressure pump. This formula is ideal for power washing around a home or shop, including exterior walls, decks, driveways, and roofs. It is also effective in cleaning machinery, equipment, cars, RVs, and trucks. It is safe for cleaning indoors or outdoors.								55 Gal	8.906-714.0	708.00

## Automotive

Products designed specifically for soil conditions found on cars, vans and specifically vehicles with fine paint finishes. Effective and safe, phosphate free.

Product Description	pH	Color	Scent	Dilution	Foam	Hardness	Phosphate	Size	Part #	List Price
						1-5	Free			
Auto Wash	10.2	purple	slight	1:128	low	5	■	5 Gal	8.698-185.0	\$57.00
Auto Wash is a blend of ingredients formulated to provide a low-foaming detergent for safe removal of dirt and grime found on most vehicles. It is formulated to reduce water spots caused by hard water leaving a higher shine than most products. Auto Wash can pass through a pressure washer without damaging the high-pressure pump and is safe to use on aluminum, stainless steel, glass, plastic, paint and fine automotive finishes.								55 Gal	8.698-186.0	571.00

## Vehicle

Detergent and care for both Automotive and Fleet use. Safe for both, non phosphate and superior results.

Product Description	pH	Color	Scent	Dilution	Foam	Hardness	Phosphate	Size	Part #	List Price
						1-5	Free			
Vehicle Wash and Wax Detergent	12.9	blue-green	floral	1:150	high	5	■	5 Gal	8.698-172.0	\$81.50
Vehicle Wash and Wax Detergent saves you time and money when you clean and protect in one step. Good for autos and trucks and safe on any finish. Superior performance in hard water leaving a shine with a spot free rinse.								55 Gal	8.698-173.0	\$808.00
Vehicle Wax	5.3	straw	musk	1:2000	non-foaming	1	■	5 Gal	8.907-394.0	\$219.00
Added at the final rinse, Vehicle Wax is a long-lasting liquid wax that creates a durable finish that improves a vehicle's appearance and helps keeps dirt from adhering to the surface. It gives added protection against salt, air pollution and acid rain and can be used safely on virtually every surface, including aluminum, stainless steel, glass, plastic, paint and fine automotive paint finishes.										
Vehicle Pre-Soak	12.8	blue	citrus	1:60	high	4	■	5 Gal	8.698-223.0	\$101.00
Vehicle Pre-Soak is used to remove stubborn soils like bugs, tar, oil and grease deposits on vehicles. It's applied before washing in order to penetrate and break up soils and washed away when the rest of the vehicle washing is done. The more time you allow to soak, the less scrubbing is required. Vehicle Pre-Soak is safe to use on fine auto finishes and strong enough to work on transportation fleet vehicles.								55 Gal	8.698-224.0	\$980.00
Vehicle Tire and Rim Cleaner	12.9	colorless, clear	detergent	1:1	high	3	■	12 x 1 Qt	8.698-226.0	\$101.00
Vehicle Tire and Rim Cleaner is a fast and easy way to deep clean the black rubber, road film and brake dust soils from your tires and rims. Simply spray, wait and rinse. This product should be used to clean tire and wheels before adding tire dressing. Make tire dressings look better and last longer. Safe to use on all tires. Safe for steel and aluminum wheels, including coated wheels.										



# DETERGENTS

## Fleet

Detergent and care for both Automotive and Fleet use. Safe for both, non phosphate and superior results.

Product Description	pH	Color	Scent	Dilution	Foam	Hardness 1-5	Phosphate Free	Size	Part #	List Price
Fleet Wash Detergent	12.9	green	fresh	1:150	high	5	■	5 Gal	8.698-168.0	\$71.50
Fleet Wash Detergent is a mild detergent designed for exterior cleaning of trucks, busses, equipment and implements. This special emulsifying formula contains high-powered cleaning agents that are effective on grease, road film and smoke trails. It is excellent as a pre-spray for cleaning engines, whitewall tires and vinyl and metal tops. Fleet Wash Detergent is phosphate-free and outperforms most competitive phosphate products. It is safe to use through a pressure washer. Fleet Wash Detergent can be used on polished aluminum, stainless steel, glass, plastic, and painted surfaces.								55 Gal	8.698-169.0	\$714.00
Heavy Equipment Detergent	12.9	green	fresh	1:150	high	5	■	5 Gal	8.698-189.0	\$92.00
Heavy Equipment Detergent is an effective, safe detergent that can be used on any surface. It is excellent as a pre-spray for softening and breaking up dried on or baked on soils like mud, bugs, greasy film, diesel fuel, lubricants. Excellent foaming capability. It is safe to use through a pressure washer and can be used on polished aluminum, stainless steel, glass, plastic, paint. Heavy Equipment Detergent is phosphate-free and outperforms most competitive phosphate products.								55 Gal	8.698-190.0	\$918.00
Fleet Wash Solvent Detergent	9.5	light yellow	citrus	1:50	medium	1	■	5 Gal	8.913-772.0	\$155.00
Fleet Wash Solvent Detergent adds the cleaning properties of solvents to boost cleaning capability in order to remove heavy, petroleum-based soils. Citrus-based solvent helps break down these tough soils for fast, efficient removal, saving time and energy. It has the ability to penetrate and break down baked-on hydrocarbon-based soils, like exhaust trails and carbonized grease, yet is safe on most surfaces.								55 Gal	8.913-773.0	\$1,550.00
Fleet Aluminum Brightener	4.0	light straw color	sharp	1:5 1:20	low	2	■	5 Gal	8.907-711.0	\$65.50
Fleet Aluminum Brightener is an extra-strength, acid-based, aluminum cleaner and brightener designed for non-polished aluminum tanks and trailers, aluminum wheels and for preparing aluminum for painting. Do NOT use on glass, polished aluminum or anodized aluminum. Fleet Aluminum Brightener is effective in removing grease, oils, baked-on carbon and diesel smoke. This formula is non foaming.								55 Gal	8.907-712.0	\$653.00
Fleet Trailer Cleaner	1.1	straw	citrus	1:1	medium	4	■	5 Gal	8.698-174.0	\$77.50
Fleet Trailer Cleaner is a concentrated, non-etching, acid-based detergent formulated to quickly penetrate and remove grease, grime, dirt, road film and welding smut from polished aluminum and stainless steel surfaces. It shines aluminum and stainless by removing the oxidation that makes those surfaces dull looking.								55 Gal	8.698-175.0	\$767.00
Fleet Degreaser	13.5	red / orange	none	1:128	medium	5	■	5 Gal	8.698-166.0	\$87.50
Fleet Degreaser is a highly concentrated degreaser designed for petroleum based soils like heavy deposits of oil, grease and dirt as well as axle or fifth-wheel grease, hydraulic oils and diesel smoke stains. Fleet Degreaser is formulated to pass through a pressure washer without damaging the high-pressure pump and is, therefore, safe to use through a pressure washer. It is also safe to use on aluminum, stainless steel, glass, plastic, painted surfaces. Fleet Degreaser is phosphate-free and outperforms competitive phosphate formula products.								55 Gal	8.698-167.0	\$877.00



Product Description	pH	Color	Scent	Dilution	Foam	Hardness 1-5	Phosphate Free	Size	Part #	List Price
Fleet Interior Tank Cleaner	13.7	straw	slight	1:30	medium	4	■	5 Gal	8.914-094.0	\$81.50
Fleet Interior Tank Cleaner is a highly concentrated and effective cleaner for the interior of tanks and vessels. Interior tank cleaning may or may not be accessible for manual brushing/scraping. This powerful formula can cut through many layers of soil with high pressure washing and soaking, eliminating the need to enter the tank. It is extremely effective in removing the most difficult-to-clean oil, grease and hydrocarbon-based deposits. It cuts grease, grime, oil, burnt carbon. Do not use on aluminum, magnesium, galvanized metal or fine painted surfaces. It is safe to use through a pressure washer and does not damage the high-pressure pump. This formula is phosphate-free and outperforms most competitive phosphate products. NSF Approved.								55 Gal	8.914-096.0	\$808.00
Fleet Machine and Heavy Equipment Degreaser	13.3	brown	none	1:50	high	5	■	5 Gal	8.906-971.0	\$53.00
Fleet Machine and Heavy Equipment Degreaser is an extra-strong cleaner that is ideal for cleaning heavy equipment, over-the road vehicles and off road machinery. It is especially effective cleaning exhaust stains, road grime and heavy deposits of dirt and oil. Fleet Machine and Heavy Equipment Degreaser is phosphate-free and outperforms competitive phosphate products. This powerful formula is not recommended for use on fine auto finishes, aluminum, magnesium and galvanized metal.								55 Gal	8.906-979.0	\$531.00
Concrete Remover	2.2	light yellow	sharp	1:1	low	3	■	5 Gal	8.698-181.0	\$108.00
Concrete Remover effectively removes concrete splatters and deposits from construction vehicles, equipment, tools and commercial surfaces. Not intended for use on fine automotive finishes. Always pre-test undiluted product in an inconspicuous area, to determine safety and suitability for the intended use.								55 Gal	8.698-182.0	\$1,070.00
Salt and Ice Melt Remover	13.4	dark red	slight	1:100	high	5	■	5 Gal	8.698-183.0	\$159.00
Salt and Ice Melt Remover is a combination detergent that removes heavy soil as well as all types of damaging road salt residue. Salt and Ice Melt Remover's unique chelating action breaks down the crystalline structure of ice melt salt and prevents it from crystallizing back on the surface so it can be easily rinsed away with the rest of the dirt. Effective on fine automotive finishes as well as construction equipment, trucks and fleet vehicles.								55 Gal	8.698-184.0	\$1,665.00

## Quick Break Detergents

Products formulated for effective cleaning which separate quickly after washing in order to be accepted into on-site treatment systems.

Product Description	pH	Color	Scent	Dilution	Foam	Hardness 1-5	Phosphate Free	Size	Part #	List Price
Quick Release Detergent	12.8	none	slight	1:100	low	4	■	5 Gal	8.720-037.0	\$83.50
Quick Release Detergent is concentrated heavy duty vehicle wash formulated to quickly and effectively remove dirt, grime, grease and road film from vehicles. It is ideal for vehicle wash facilities where it can be used on tractor-trailers, heavy equipment, RVs, trucks, and autos. Quick Release Detergent is formulated to pass through a pressure washer without damaging the high-pressure pump and has an oil-water quick-release surfactant making it ideally suited for use with water treatment systems.								55 Gal	8.720-038.0	\$510.00

# DETERGENTS

## Degreasers

Degreasers are designed to be used on medium to heavy soils that require more aggressive formulation for built up greases and oils.

Product Description	pH	Color	Scent	Dilution	Foam	Hardness 1-5	Phosphate Free	Size	Part #	List Price
Chlorinated Degreaser	12.3	none	slight chlorine	1:60	high	4	■	5 Gal	8.698-203.0	\$51.00
Chlorinated Degreaser removes fats, oils and greases typically found in food service and food processing establishments. It's chlorinated formula breaks down stubborn protein soils that contribute to bio-film formation. This formula is safe on stainless steel, aluminum and painted surfaces. NSF Approved.								55 Gal	8.698-204.0	\$510.00
Heavy Duty Brown Degreaser	13.3	dark brown	none	1:50	high	5	■	5 Gal	8.698-201.0	\$55.00
Heavy Duty Brown Detergent is for cleaning machinery and equipment to remove heavy daily debris of oil, light grease, sand, mud and road film. This detergent is safe to use on most heavy equipment however, due to its strength to handle heavy soils, it should not be used on aluminum, magnesium or fine paint finishes.								55 Gal	8.698-202.0	\$546.00
Hood and Duct Degreaser	13.7	straw	slight	1:30	medium	4	■	5 Gal	8.698-205.0	\$92.00
Hood and Duct cleaner is specifically designed to remove the dangerous build-up of grease in exhaust hoods of food cooking establishments. Through a hot water pressure washer, fast effective removal restores hood and ducts to a clean, safe result. Even carbonized grease. Hood and duct cleaner can be used to pressure wash foodservice grills, fryers, broilers and ovens as well. Routine cleaning is required in most cities and states and also by the insurance industry. NSF Approved.								55 Gal	8.698-206.0	\$918.00

## Industrial

These are our most aggressive products designed to be used in industrial settings like production factories, mining, heavy construction and machine shops.

Product Description	pH	Color	Scent	Dilution	Foam	Hardness 1-5	Phosphate Free	Size	Part #	List Price
Heavy Duty Degreaser	13.3	red / orange	none	1:128	moderate	5	■	5 Gal	8.907-304.0	\$86.50
Heavy Duty Degreaser is an industrial strength degreaser for cleaning heavy oils and greases, carbon, lubricants and hydraulic fluids found in industrial and manufacturing environments. Heavy Duty Degreaser is formulated to pass through a pressure washer without damaging the high-pressure pump or heating coil. It is also safe to use on aluminum, stainless steel, glass, plastic and concrete. Heavy Duty Degrease is phosphate-free and outperforms competitive phosphate formula products.								55 Gal	8.907-306.0	\$867.00
Industrial Grease and Carbon Remover	13.7	blue	none	1:100	high	5	■	5 Gal	8.906-942.0	\$77.50
Industrial Grease and Carbon Remover is heavy-duty degreaser that quickly penetrates and cleans grime, spent oil and grease in a variety of applications, including vehicles, equipment, RVs, drilling rigs, trucks and other structures. This highly-concentrated blend is formulated to wet, penetrate and suspend soil, oils and grease and yet is safe to use indoors or outdoors on virtually every surface, including aluminum, stainless steel, glass, plastic, and painted surfaces.								55 Gal	8.906-949.0	\$765.00
Industrial Oil and Grease Remover	12.3	yellow	citrus	1:150	high	5	■	5 Gal	8.698-193.0	\$123.00
Industrial Oil and Grease remover is designed to work on petroleum based oils and greases typically found in factories like cutting oils, lubricants and metal coatings. This product is designed to quickly break up the oils and suspend them in order to rinse easy and prevent them from re-depositing. The result is an oil/grease free surface. Industrial Oil and Grease Remover is engineered to pass through a pressure washer without damaging the high-pressure pump. It is safe to use on aluminum, stainless steel, concrete, glass, plastic and painted surfaces.								55 Gal	8.698-194.0	\$1,220.00

Product Description	pH	Color	Scent	Dilution	Foam	Hardness 1-5	Phosphate Free	Size	Part #	List Price
Metal Paint and Prep Phosphatizer	3.1	none	detergent solvent	1:512	low	5	■	5 Gal	8.914-472.0	\$86.50
								55 Gal	8.914-484.0	\$850.00

Metal Paint and Prep Phosphatizer is a complete and economical phosphatizing agent for the phosphatizing of iron and steel parts prior to painting. Effective in spray, dip and wipe-on applications. Metal Paint and Prep Phosphatizer works well in hard or soft water and rinses completely.

## Building and Maintenance

Products specifically developed for use in building and tool maintenance. Safe to use on materials like brick, siding, stucco, concrete, tile.

Product Description	pH	Color	Scent	Dilution	Foam	Hardness 1-5	Phosphate Free	Size	Part #	List Price
Building Interior/Exterior Cleaner	10.2	purple	slight	1:130	low	5	■	5 Gal	8.698-170.0	\$65.50
								55 Gal	8.698-171.0	\$610.00

Building Interior/Exterior Cleaner is safe to use on aluminum, stainless steel, glass, plastic, paint, stone and masonry surfaces. Building Interior/Exterior Cleaner is ideal for power washing around a home or shop, including exterior walls, decks, driveways, and roof. This formula is phosphate-free and outperforms most competitive phosphate products.

Concrete Cleaner	12.3	yellow	citrus	1:150	high	5	■	5 Gal	8.720-068.0	\$108.00
								55 Gal	8.720-069.0	\$1,070.00

Concrete Cleaner is formulated to clean stone and concrete surfaces. It is effective in removing oil, grease, baked-on carbon, tar and asphalt from unfinished concrete floors, walls and grout. Concrete Cleaner is engineered to pass through a pressure washer without damaging the high-pressure pump. It is safe to use on aluminum, stainless steel, glass, plastic and painted surfaces. This formula is phosphate-free and outperforms most competitive phosphate products.

Brick & Masonry Graffiti Remover	12.8	yellow	slight solvent	1:16	low	1	■	4 x 1 Gal	8.698-033.0	\$309.00
								12 x 1 Qt	8.698-034.0	\$285.00

Brick, Masonry & Concrete Cleaner re-liquefies and dissolves spray paint and marker tracks within seconds. No extended soak time is needed and it can be re-applied to wet surfaces as needed, without waiting for the surface to dry.

Coil Descaler	1.0	white	slight solvent	1:16	high	5	■	12 x 2 lb	8.914-296.0	\$135.00
---------------	-----	-------	----------------	------	------	---	---	-----------	-------------	----------

Coil descaler quickly and safely removes hard water scale build up that robs the performance of your pressure washer. Removing the build-up improves the water flow, heat transfer while reducing strain on the pump.

# DETERGENTS


## Floor Cleaners

Formulated for general purpose and heavy-duty floor cleaning. For use with floor care equipment (such as scrubbers) only.

Product Description	pH	Color	Scent	Dilution	Foam	Hardness 1-5	Phosphate Free	Size	Part #	List Price
<p>Neutral Floor Cleaner is formulated for everyday floor cleaning of resilient tile, hard finished floors, polished stone and polished concrete floors. No-rinse formula is designed to remove soil and leave a streak-free finish. Developed for scrubber machines, this formula is non-foaming, phosphate-free and contains ingredients that protect the machine from scale and contaminants.</p>	7.9	light yellow	solvent	1:128	low	4	■	4 x 1 Gal	8.698-209.0	\$77.00
								5 Gal	8.698-210.0	\$98.00
								55 Gal	8.698-211.0	\$969.00
<p>Shop Floor Cleaner is formulated for heavy-duty cleaning of soils typically found in machine shop environments. Lifts and removes petroleum-based grease and oily soils from all types of finished and unfinished concrete, including painted and epoxy-coated floors. No-rinse formula is designed to remove soil and leave a streak-free finish. Developed for scrubber machines, this formula is non-foaming, phosphate-free and contains ingredients that protect the machine from scale and contaminants.</p>	13.3	light red, clear	solvent	1:128	low	5	■	5 Gal	8.698-207.0	\$93.00
								55 Gal	8.698-208.0	\$918.00
<p>Warehouse Floor Cleaner is formulated for everyday warehouse concrete floor cleaning. Use on finished or unfinished concrete. Safe for polished concrete floors. No-rinse formula is designed to remove dense concrete dust and leave a streak-free finish. Developed for scrubber machines, this formula is non-foaming, phosphate-free and contains ingredients that protect the machine from scale and contaminants.</p>	12.9	blue	solvent	1:128	medium	5	■	5 Gal	8.698-212.0	\$88.00
								55 Gal	8.698-213.0	\$889.00
								275 Gal	8.698-214.0	\$4,000.00

## Miscellaneous

Product Description	pH	Color	Scent	Dilution	Foam	Hardness 1-5	Phosphate Free	Size	Part #	List Price
<p>Vital Oxide is a hospital grade disinfectant sanitizer with 9 key attributes. Disinfection, Sanitizing, Odor Elimination, Carpet Sanitization, Allergen Removal, Kills Mold and Mildew, Kills biofilm, Parvo, Distemper, Tuberculous. Sanitizer dilution is NSF approved as a no rinse sanitizer for non-porous food contact surfaces. (US Only).</p>	8.0	clear	none	1:1	medium	2	■	6 x 32 oz	8.639-560.0	\$68.25
				1:5				4 x 1 Gal	8.639-558.0	\$223.20
				1:9				55 Gal	8.698-112.0	\$1,370.00
<p>RM 99 Solar Cleaner is specific for cleaning solar and photovoltaic systems, and it's perfectly adapted to their unique surfaces. Its highly efficient, gentle on materials, biodegradable and removes even stubborn and greasy stains. It prevents the formation of limescale and maximizes the effectiveness of the system at minimum cost.</p>	8.8	none	mild	1:100	low	4	■	5 Gal	8.698-094.0	\$107.00
				1:200						



# Specials

Landa Kärcher Group supplements its standard line of hot and cold water pressure washers with an extensive offering of special models configured to meet a customer's unique needs.



# 2018 SPECIAL ORDER PRICE LIST

## All Specials Ship from Camas, WA

All specials fall under two categories: (1) Price List Specials where no quotation is required; and (2) Special Orders that require a quotation.

### Price List Specials: No Quotation Required

Most special applications can be satisfied by choosing from one of the Price List Special models shown in this price list. All items may be ordered through any customer service representative and do not require a specials quote. Note that lead times for these items are listed in this price list and are subject to change with extended lead times.

These models allow you to add specially configured options to current standard Landa Kärcher Group models. Pricing for these units is determined simply by taking the regular equipment price and adding the cost of the option. Some of the items in this price list are former standard models that were made "obsolete" due to lack of demand. The list price for these models may reflect the added costs associated with building a non-standard unit.

### Special Orders: Quotation Required

Machine modifications that do not appear in this price list may also be requested. These Special Order machines fall into the category of true hybrid equipment. They are designed and built specifically to meet a customer's unique specifications.

Hybrid specials must go through a complete quote process. The quote will include administrative as well as labor and material costs, such as component costs, engineering time and materials, assembly labor, and order processing costs.

\*Please note that the mission of our Special Order department is to generate timely quotes and manufacture the highest quality in customized equipment. Please avoid using this department for the following:

- Changes to match bid specs on a competitor unit. (Invariably the cost of going through specials will negate the ability to compete on a bid against a competitor's standard model.)
- Remove features or components to lower your cost on the unit.
- Design wholly new equipment that is not currently in the Landa Kärcher Group line, unless the quantity is sufficient to recover Landa Kärcher Group's engineering costs.

### How to place a request for quotation to the Specials department:

1. Go to the dealer.landa.com website.
2. At the top left of the home page, highlight "**Customer Service**" and select "**Special Request Form**".
3. Fill out the form completely and give as many details as possible.
4. Click on the "**Submit Request**" button at the bottom of this page.
5. We will respond to your quote request within 24 hours with a quote. In cases where the quote requires information outside of our control, we will respond with an updated response time within 24 hours.
6. All Specials ship from Camas, Washington.

Unless otherwise stated, modified machines are not listed with ETL or ETLc certification standards.



## PHW

### Hot Water, Mobile, Electric-Powered, Diesel/Oil-Heated

Series/Model	Description of Value Added	Lead Time	List Price
PHW5-30024H	Model: 4.8 GPM, 3000 PSI, 10 HP, 208V 3ph	15 days	\$9,455
PHW5-30024F	Model: 4.8 GPM, 3000 PSI, 10 HP, 575V 3ph	15 days	\$9,660



## MHP

### Hot Water, Skid Mounted, Gasoline-Powered, Diesel/Oil-Heated

All models	Steam combination with panel-mounted valve	15 days	\$465
All models	Adjustable thermostat	15 days	\$465
All models	Hour meter, 12VDC	15 days	\$465



## PGDC

### Hot Water, Skid Mounted, Gasoline-Powered, Diesel/Oil-Heated

All models	Steam combination with pump-mounted valve	15 days	\$465
All models	Adjustable thermostat	15 days	\$465
All models	Hour meter	15 days	\$465



## SDHW

### Hot Water, Skid Mounted, Diesel-Powered, Diesel/Oil-Heated

SDHW6-35824E/MT	Model: 5.2 GPM, 3500 PSI, 26 HP, Tan	Call	\$23,485
SDHW6-35824E/M	Model: 5.2 GPM, 3500 PSI, 26 HP, Black	Call	\$22,885



## SEHW

### Hot Water, Skid Mounted, Electric-Powered, Diesel/Oil-Heated

All models	Steam combination with pump-mounted valve	15 days	\$465
SEHW6-35024H	Model: 5.2 GPM, 3500 PSI, 15 HP, 208V 3ph	15 days	\$11,535
SEHW6-35024F	Model: 5.2 GPM, 3500 PSI, 15 HP, 575V 3ph	15 days	\$11,635
SEHW4-40024B,C	Model: 4.0 GPM, 4000 PSI, 15 HP, 230/460 3ph	15 days	\$11,535
SEHW4-40024F	Model: 4.0 GPM, 4000 PSI, 15 HP, 575 3ph	15 days	\$11,785
SEHW5-50024B,C	Model: 5.0 GPM, 5000 PSI, 20 HP, 230/460V 3ph	15 days	\$15,165
SEHW5-50024F	Model: 5.0 GPM, 5000 PSI, 20 HP, 575V 3ph	15 days	\$15,650



## VHP

### Hot Water, Mobile, Electric-Powered, LP Gas-Heated

All models	Steam combination with pump-mounted valve	15 days	\$465
All models	Natural gas conversion	15 days	\$465
VHP3-20024B,C	Model: 2.5 GPM, 2000 PSI, 5 HP, 230/460V 3ph	15 days	\$8,220

Unless otherwise stated, modified machines are not listed with ETL or ETLc certification standards.

Series/Model	Description of Value Added	Lead Time	List Price
<b>EHW</b>			
<b>Hot Water, Electric-Powered, Electric-Heated</b>			
All models	Auto start/stop conversion from time delay	15 days	\$360
All models	Float tank option	15 days	\$670
All models	LanCom wireless remote w/ auto start/stop upgrade, 1 wash cycle	15 days	\$1,355
All models	LanCom wireless remote w/ auto start/stop upgrade, 2 wash cycles	15 days	\$1,595
All models	Stainless steel exterior heater box upgrade	15 days	\$1,245
EHW4-20024B	Model: 4.2 GPM, 2000 PSI, 6.2 HP, 230V 3ph	Call	\$13,000
EHW4-30024B	Model: 3.5 GPM, 3000 PSI, 7.5 HP, 230V 3ph	Call	\$13,655
EHW - Heater Box Only	40.5 KW, 460V 3ph	15 days	\$7,240
EHW - Heater Box Only	40.5 KW, 575V 3ph	Call	\$7,240



<b>NG</b>			
<b>Hot Water Generator, Stationary, Natural Gas-Heated</b>			
NG-3000	Electronic ignition upgrade, 120V / 24V	15 days	\$875
NG-3000	Adjustable thermostat (with electronic ignition upgrade, above)	15 days	\$160
NG-3000	Adjustable thermostat (without electronic ignition upgrade)	15 days	\$465



<b>SEA</b>			
<b>Cold Water, Stationary, Electric-Powered, Belt-Drive Pump</b>			
All models	Hour Meter	15 days	\$465
All models	LanCom wireless remote w/ auto start/stop upgrade, 1 wash cycle	15 days	\$1,355
All models	LanCom wireless remote w/ auto start/stop upgrade, 2 wash cycles	15 days	\$1,575
All models	LanCom wireless remote w/ float tank, 1 wash cycle, time delay	15 days	\$1,845
All models	LanCom wireless remote w/ float tank, 2 wash cycles, time delay	15 days	\$2,080
All models	LanCom wireless remote w/ float tank, 1 wash cycle, auto start/stop	15 days	\$1,960
All models	LanCom wireless remote w/ float tank, 2 wash cycles, auto start/stop	15 days	\$2,185
SEA4-20024F	Model: 3.5 GPM, 2000 PSI, 5 HP, 575V 3ph	15 days	\$5,365
SEA4-30024A	Model: 3.5 GPM, 3000 PSI, 7.5 HP, 230V 1ph (includes GFCI)	15 days	\$6,620
SEA4-30024H	Model: 3.5 GPM, 3000 PSI, 7.5 HP, 208V 3ph	15 days	\$5,715
SEA4-30024F	Model: 3.5 GPM, 3000 PSI, 7.5 HP, 575V 3ph	15 days	\$5,715
SEA5-30024B,C	Model: 4.8 GPM, 3000 PSI, 10 HP, 230V / 460V 3ph	15 days	\$5,715
SEA5-30024H	Model: 4.8 GPM, 3000 PSI, 10 HP, 208V 3ph	15 days	\$6,160
SEA5-30024F	Model: 4.8 GPM, 3000 PSI, 10 HP, 575V 3ph	15 days	\$6,160



<b>MP-MPE</b>			
<b>Cold Water, Gasoline- or Electric-Powered</b>			
MP-373534E	Model: 3.7 GPM, 3500 PSI, GX390 389cc Honda, Landa Kärcher Group pump (electric-start upgrade)	15 days	\$5,155
MP-803034E	Model: 7.8 GPM, 3000 PSI, GX660 688cc Honda, Landa Kärcher Group pump	15 days	\$8,999
MP-102034E	Model: 10.6 GPM, 2000 PSI, GX660 688cc Honda, Landa Kärcher Group pump	15 days	\$8,999
MP-MPE - 5-5000 models	Time delay shutdown option	15 days	\$950
MPE5-30024A	Model: 5.0 GPM, 3000 PSI, 10 HP, 230V 1ph, Landa Kärcher Group pump	15 days	\$8,225
MPE5-50024H	Model: 5.0 GPM, 5000 PSI, 20 HP, 208V 3ph, Landa Kärcher Group pump	15 days	\$9,999
MPE5-50024F	Model: 5.0 GPM, 5000 PSI, 20 HP, 575V 3ph, Landa Kärcher Group pump	15 days	\$9,999
MPE8-30024B,C	Model: 7.8 GPM, 3000 PSI, 20 HP, 230/460V 3 ph, Landa Kärcher Group pump	15 days	\$9,215
MPE10-20024B,C	Model: 10.6 GPM, 2000 PSI, 20 HP, 230/460V 3 ph, Landa Kärcher Group pump	15 days	\$9,215



Unless otherwise stated, modified machines are not listed with ETL or ETLc certification standards.

Series/Model	Description of Value Added	Lead Time	List Price
<b>PG</b>			
<b>Cold Water, Gasoline-Powered, Belt-Drive Pump</b>			
PG4-35324E	Model: 3.7 GPM, 3500 PSI, GX390 389cc Honda, Landa Kärcher Group pump	15 days	\$4,305
PG5-35324E	Model: 4.7 GPM, 3500 PSI, GX630 688cc Honda, Landa Kärcher Group pump	15 days	\$6,235



<b>PE</b>			
<b>Cold Water, Electric-Powered, Belt-Drive Pump</b>			
All PE models	Auto start/stop with shutdown	15 days	\$875
All PE models	Time-delay shutdown	15 days	\$875
PE4-20024G	Model: 4.2 GPM, 2000 PSI, 6.2 HP, 208V 1ph	15 days	\$4,393
PE4-20024H	Model: 4.2 GPM, 2000 PSI, 6.2 HP, 208V 3ph	15 days	\$4,510
PE4-20024F	Model: 3.5 GPM, 2000 PSI, 5 HP, 575V 3ph	15 days	\$4,510
PE4-30024G	Model: 3.5 GPM, 3000 PSI, 7.5 HP, 208V 1ph	15 days	\$5,125
PE4-30024H	Model: 3.5 GPM, 3000 PSI, 7.5 HP, 208V 3ph	15 days	\$5,180
PE4-30024F	Model: 3.5 GPM, 3000 PSI, 7.5 HP, 575V 3ph	15 days	\$5,215
PE5-30024A	Model: 4.8 GPM, 3000 PSI, 10 HP, 230V 1ph (includes GFCI)	15 days	\$7,285
PE5-30024H	Model: 4.8 GPM, 3000 PSI, 10 HP, 208V 3ph	15 days	\$5,870
PE5-30024F	Model: 4.8 GPM, 3000 PSI, 10 HP, 575V 3ph	15 days	\$5,870



<b>HD Electric</b>			
<b>PDE Series Obsolete</b>			
<b>Cold Water, Electric-Powered, Direct-Drive Pump</b>			
All HD Electric models	Auto start/stop option	Call	\$1,545



HD Electric

\*Note: All HD Electric models ship complete from Monterey to Camas for Auto start/stop installation

<b>SPE-SPG</b>			
<b>Cold Water, Stationary or Skid, Electric-Powered (SPE), Gas-Powered (SPG)</b>			
SPE6-30024B,C	Model: 6.0 GPM, 3000 PSI, 15 HP, 230V / 460V 3 ph	15 days	\$8,020
SPE8-30024B,C	Model: 8.0 GPM, 3000 PSI, 20 HP, 230V / 460V 3 ph	15 days	\$8,520
SPE10-20024B,C	Model: 10 GPM, 2000 PSI, 15 HP, 230V / 460V 3 ph	15 days	\$8,520
SPE - All models	Conversion from WaterBlaster to SEHW frame	15 days	\$465
SPE-SPG - 6-8 GPM models	Auto start/stop with shutdown	15 days	\$875
SPE-SPG - 10 GPM models	Auto start/stop with shutdown	15 days	\$950
SPE - All models	Time-delay shutdown	15 days	\$875
SPG6-35324E	Model: 5.2 GPM, 3500 PSI, GX630 688cc Honda engine	15 days	\$6,935
SPG8-30324E	Model: 7.8 GPM, 3000 PSI, GX660 688cc Honda engine	15 days	\$7,970
SPG10-20324E	Model: 10.6 GPM, 2000 PSI, GX660 688cc Honda engine	15 days	\$8,080
SPG - All models	Steel fuel tank upgrade from polypro plastic tank	Call	\$875

\*Note: All SPG models are built in the PGHW cage.



PDE - Obsolete

# APPENDIX

## Hot Water Pressure Washer Comparison Chart

### HDS UPRIGHT



### HOT



### PHW



### MHC



### MHP



### PGDC



Power Type	Electric	Electric	Electric	Gasoline	Gasoline	Gasoline
EASY!Force Trigger Gun	■	■	■	■	■	■
Landa Kärcher Group 5000 PSI Trigger Gun						
4 Hardened Stainless Steel Nozzles (0°,15°,25°,40°)	■	15° only	■	■	■	■
Durable Variable Pressure Wand		■	■	■	■	■
2-Wire Landa Kärcher Group Hose Rated for 6000 PSI		□	□	■	■	■
Heating Source	Diesel	Diesel	Diesel	Diesel	Diesel	Diesel
Diesel tank capacity (gal)	2	5-6	10	10	4.75	9.25
Diesel Burner Voltage	120V	120V - 230V AC	120V - 230V AC	12V DC	12V DC	12V DC
Adjustable Thermostat		■	■	■		■
LP Gas Conversion						
Pump Drive	Direct	Direct or Belt	Belt	Direct	Belt	Belt
Triplex Landa Pump with 7 year warranty		■*	■	■	■	■
Axial High-Pressure Pump with 1-Year Warranty	■	■*				
AC Voltmeter						
Auto Start/Stop			□			
Caster Wheel Kit		□	□	□	■	
Cool-Bypass (Patent US 8,496,188 B2)			■			
Downstream Detergent Injector	■	■	□	■	■	■
Electrical Generator						
Electronic Ignition (no standing pilot light)						
Fuel Cap and Gauge	■	■	■			
Ground Fault Circuit Interrupter (1-phase only)	■	■	■			
High-Pressure Detergent Injection		□	■		□	□
Hour Meter		□	■	■		
Wireless Remote			□			
Magnetic Start Switch			■			
Oil/Water Separator in Fuel Line		□	■	□	□	□
Polyethylene Float Tank		□	■	□	□	□
Stainless Steel Coil Wrap		■*	■	■	□	■
Time Delay Shutdown			□			
Tru-Tite System						
Tru-Trac Technology			■			
Vibration Isolated Platform						■
Wet-Steam Combination		□	□			

■ Standard Feature □ Available Feature \* Applies to specific models within series \*\* Standard for gasoline models, optional for diesel





PGHW	PDHW	SLT	SLX	VHP	ENG	VHG	VNG	EHW
Gasoline	Diesel	Gas or Diesel	Gas or Diesel	Electric	Electric	Electric	Electric	Electric
■*	■	■*		■	■*	■*	■*	■
■*		■*	■		■*	■*	■*	
■	■	■	■	15° only	0°,15°,40° only	■	■	■
■	■	■	■	■		■	■	■
■	■	■	■	□	■*	■	■	■
Diesel	Diesel	Diesel	Diesel	LP	NG or LP	NG or LP	NG or LP	Electric
10	22	15-26-30-40	15-26-30-40					
120V AC	12V DC - 120V AC	120V AC	120V AC					
■	■	■	■		■	■	■	
				■	□	□	□	
Belt	Belt	Belt	Belt	Belt	Belt	Belt	Belt	Belt
■	■	■	■	■	■	■	■	■
■*		■	■					
					□	■	□	
						■	■	
■					■	■		■
	□	□	□	■	□	□	□	■
■	■*	■	■					
				□	■	■	■	
				■				
■	□	■**	■**		■	■	■	
■	■	■	■		■	■	■	
					□	□	□	□
					■	■	■	■
■	■	■	■					
■	□	□	□		■	■	■	
■	■	■	■					
					□	□	■	■
					■			
■	■	■	■					
□	□	□	□		□		■	

■ Standard Feature

□ Available Feature

\* Applies to specific models within series

\*\* Standard for gasoline models, optional for diesel

# APPENDIX

Cold Water Pressure Washer Comparison Chart	ZE	ZEF	SEA	HD Electric
Power Type	Electric	Electric	Electric	Electric
EASY!Force Trigger Gun	■	■	■	
Landa Kärcher Group 5000 PSI Trigger Gun				
4 Hardened Stainless Steel Nozzles (0°,15°,25°,40°)	15° only	15° only	■	■
Durable Variable Pressure Wand	□	□	■	
2-Wire Landa Kärcher Group Hose Rated for 6000 PSI	□	□	□	
Pump Drive	Direct	Direct	Belt	Direct
Triplex Landa Kärcher Group Pump with 7-Year warranty		■	■	■
Axial High-Pressure Pump with 1-Year Warranty	■			
Auto Start/Stop		■**	□	
Downstream Detergent Injector	■	□	■	
Easy-Start Valve (265cc and above gasoline models only)				
Ground Fault Circuit Interrupter (1-phase electric models only)	■	■	■	
Heavy-Duty Roll Cage				
Wireless Remote			□	
Magnetic Start Switch			■	
Spring-Loaded Shock-Absorbing Feet				
Time Delay Shutdown			□	
Tubed Pneumatic Tires				
Flat Free Tires				■

■ Standard Feature

□ Available Feature

\* Applies to specific models within series




PE	MPE	PC	HD Gas	PG	MP
					
Electric	Electric	Gasoline	Gasoline	Gasoline	Gasoline
■				■	■*
	■				■*
■	■	■	■	■	■
■*	■*			■*	■*
■	■	□		■	■
Belt	Belt	Direct	Belt or Direct	Belt	Belt
■	■	■	■	■	■
■*		□*		□*	
■	■	■		■	■
■	■			■	■
■*		■*		■*	
	■				■
■	■			■	■
■				■	
		■			
■	■		■	■	■

■ Standard Feature      □ Available Feature      \* Applies to specific models within series      \*\* With wall switch

# LANDA<sup>®</sup>

Kärcher Group



## Buy with Confidence!

Landa Kärcher Group's advertised specifications (PSI, GPM, etc.) are certified by the Cleaning Equipment Trade Association to be correct. And, of course, nearly all Landa Kärcher Group equipment are certified by Equipment Testing Laboratory (ETL) which verified we are in compliance with OSHA and CPSA.



**877-LANDA-DLR (526-3235)**

fax: 888-233-7177

orders@landa.com

dealer.landa.com

www.landa.com

## Certification

Our manufacturing facilities have established and apply a Quality and Environmental Management System to be ISO 9001:2008 and ISO 14001:2004 certified.

